



US00D436359S

(12) **United States Design Patent**
Bertrand et al.

(10) **Patent No.: US D436,359 S**
(45) **Date of Patent: ** Jan. 16, 2001**

(54) **STACKABLE COMPACT DISK CASE**
(75) Inventors: **Blaise Bertrand; Robert Stancel;**
James Yurchenco, all of Palo Alto, CA
(US)

5,651,458 * 7/1997 Brosmith et al. 206/308.1
5,713,461 * 2/1998 Su 206/308.1
5,829,583 * 11/1998 Verweyst et al. 206/308.1
6,073,763 * 6/2000 Collins 206/308.1
6,085,900 * 10/1997 Wong 206/308.1

(73) Assignee: **TDK Electronics Corporation**, Port
Washington, NY (US)

FOREIGN PATENT DOCUMENTS

3018566 9/1985 (JP) .
3016893 8/1995 (JP) .

(**) Term: **14 Years**

* cited by examiner

(21) Appl. No.: **29/108,451**
(22) Filed: **Jul. 27, 1999**

Primary Examiner—Prabhakar Deshmukh
(74) *Attorney, Agent, or Firm*—Darby & Darby

(51) **LOC (7) Cl.** **14-02**
(52) **U.S. Cl.** **D14/479; D6/260.1**
(58) **Field of Search** D14/474-480,
D14/135, 136, 260.1; D6/407, 627; D21/324,
332; 360/132, 133, 135, 908; 206/307,
308.1, 308.2, 308.3; 369/275.1-275.5, 280-288,
292; 242/348-348.4, 335

(57) **CLAIM**

The ornamental design for a stackable compact disk case, as shown and described.

(56) **References Cited**

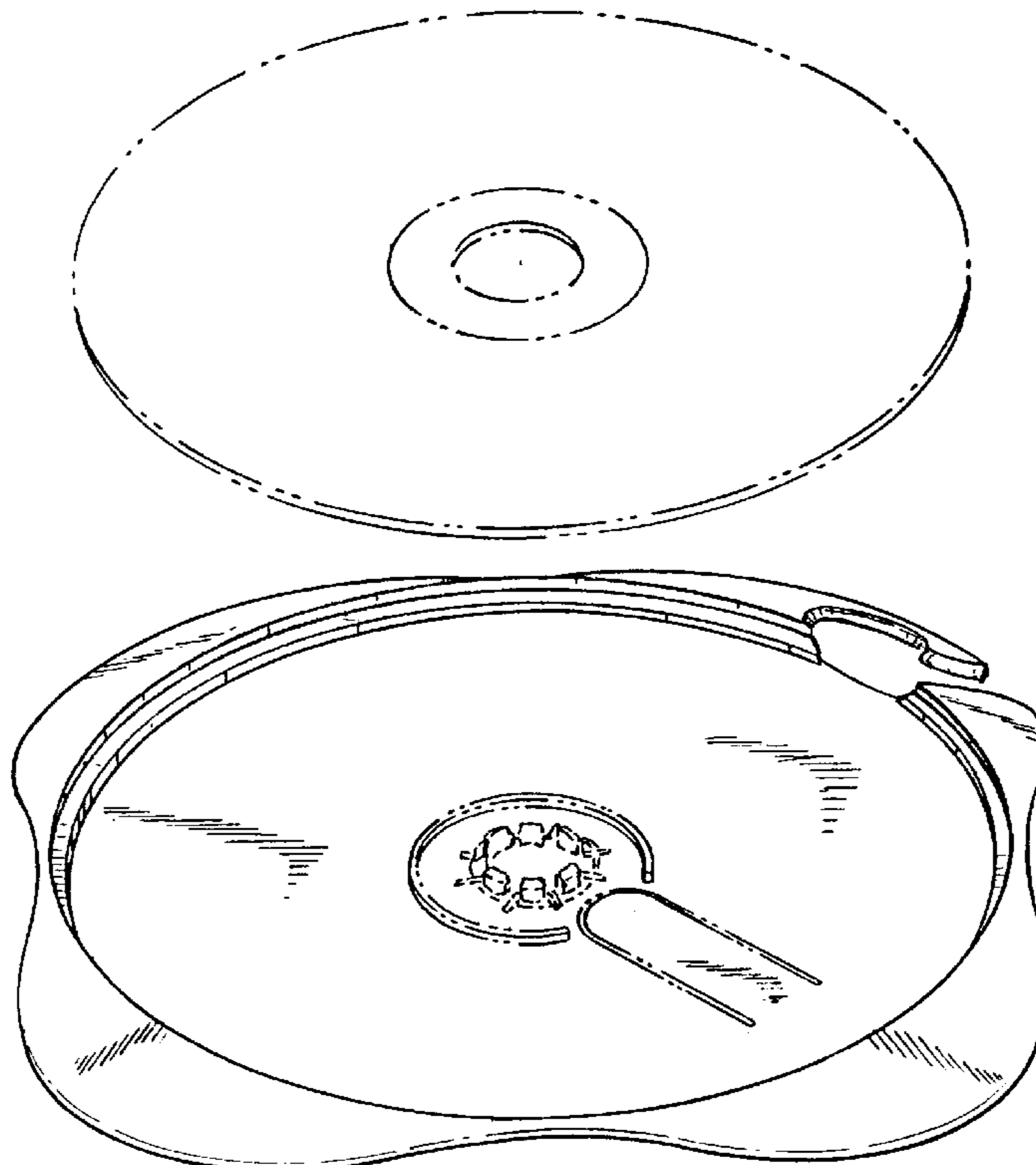
DESCRIPTION

U.S. PATENT DOCUMENTS

D. 385,145 * 10/1997 Ver Weyst et al. D6/407 X
D. 398,603 * 9/1998 Aoki D14/260.1
D. 406,703 * 10/1997 Cole, Sr. D6/407
D. 422,445 * 4/2000 Markowitz D6/407 X
D. 426,721 * 6/2000 Bendon, Jr. et al. D6/627 X
3,112,966 12/1963 Reid .
5,469,961 11/1995 Chang 206/312
5,634,559 6/1997 Foos et al. 206/518

FIG. 1 is a top perspective view of a stackable compact disk case showing our new design;
FIG. 2 is a top plan view of our new design;
FIG. 3 is a front elevation view thereof;
FIG. 4 is a rear elevation view thereof;
FIG. 5 is a left side elevation view thereof;
FIG. 6 is a right side elevation view thereof; and,
FIG. 7 is a bottom plan view thereof.
The broken lines showing of a disk and other elements are for illustrative purpose only and forms no part of the claimed design.

1 Claim, 3 Drawing Sheets



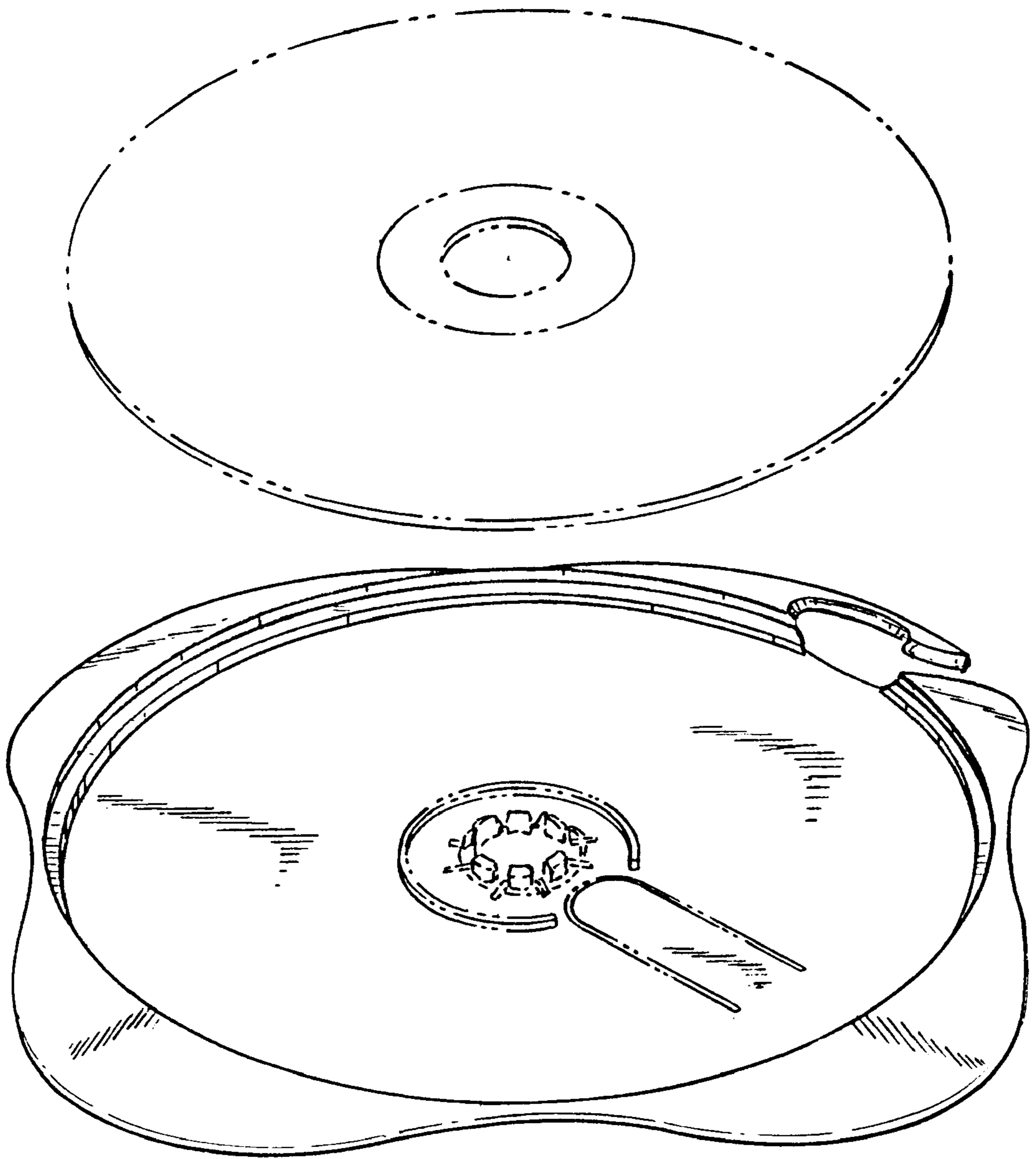


FIG. 1

FIG. 2


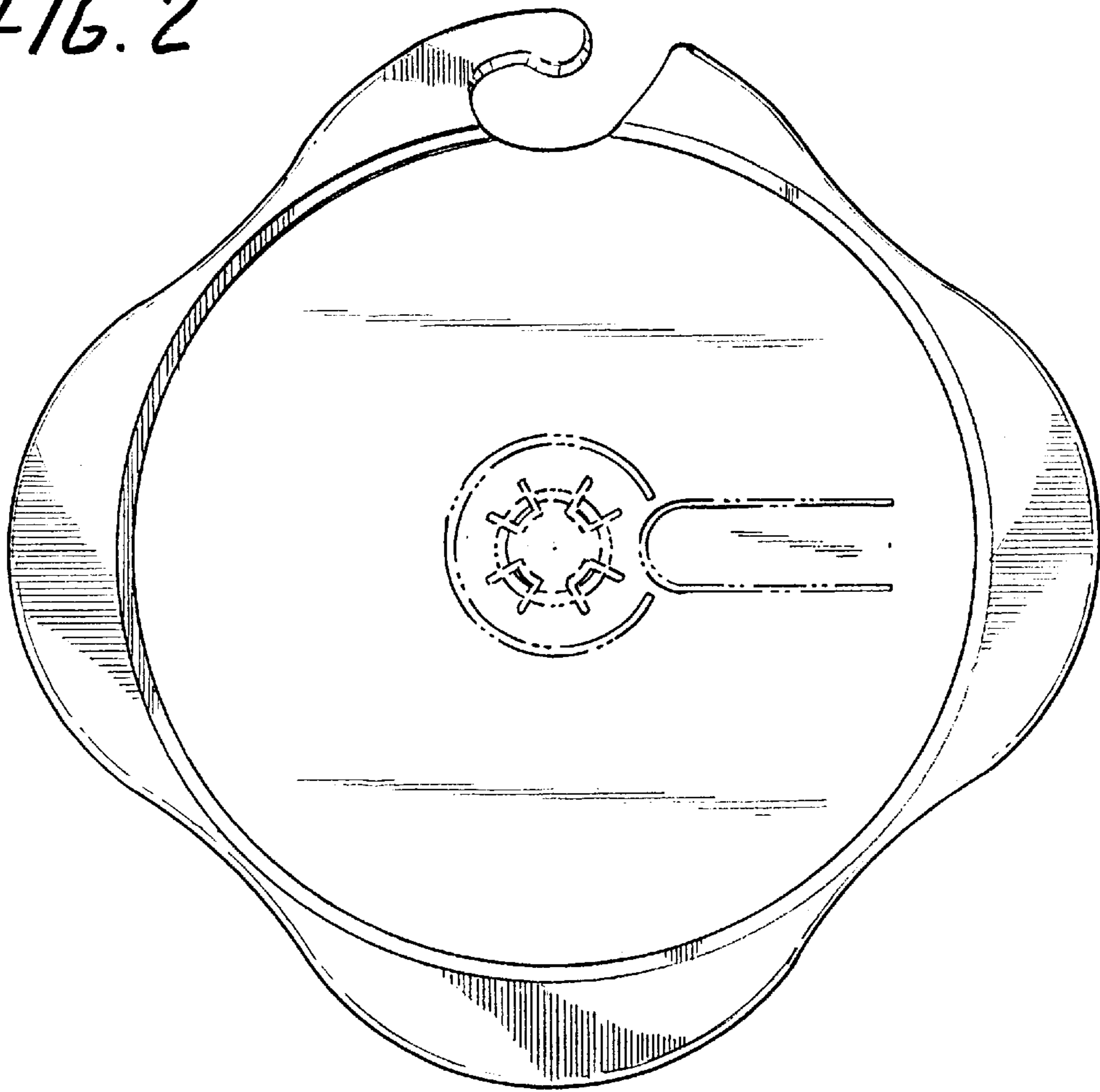


FIG. 3



FIG. 4



FIG. 5



FIG. 6

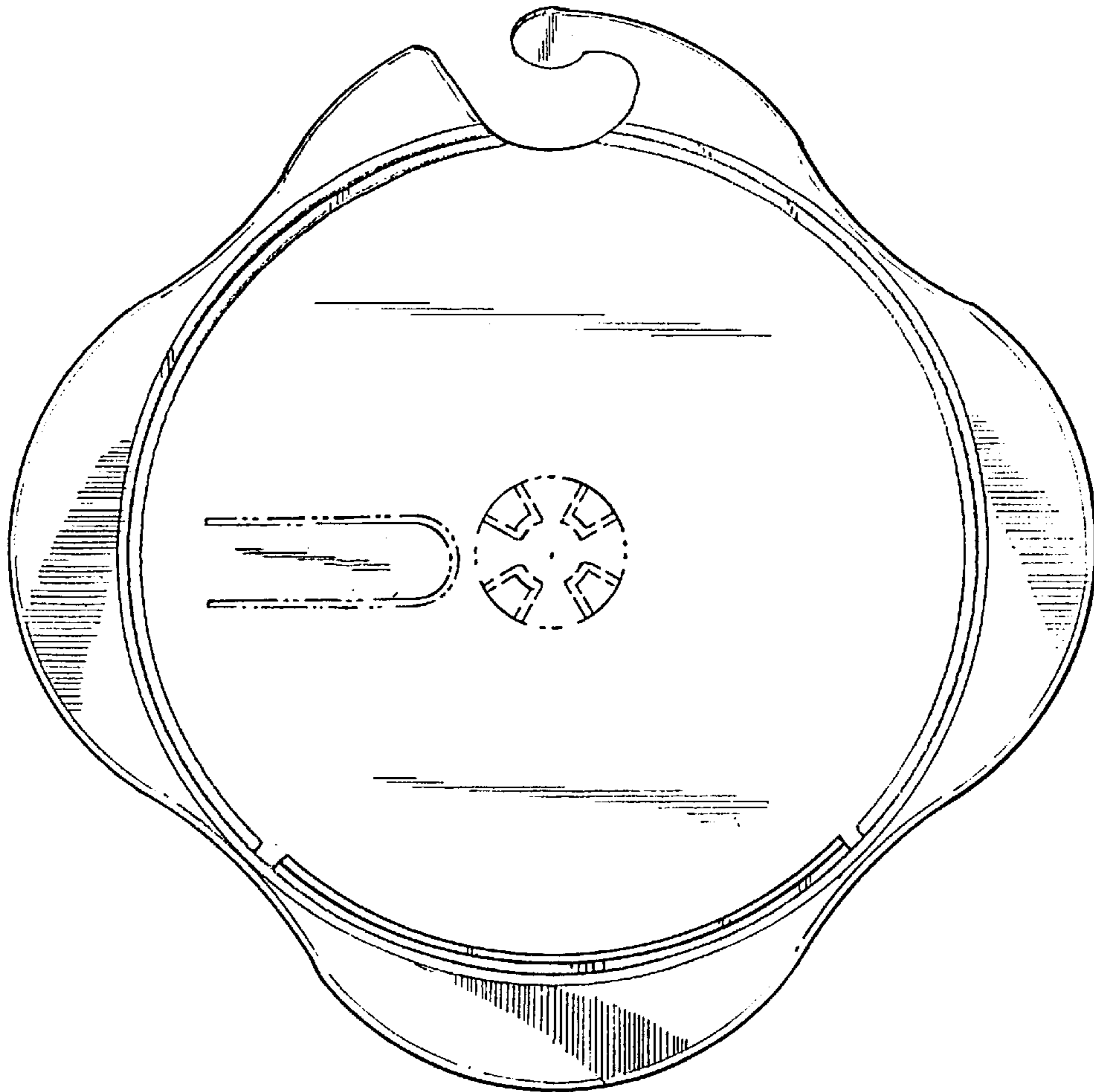


FIG. 7