



US00D436336S

(12) **United States Design Patent**
Sadr

(10) **Patent No.:** **US D436,336 S**

(45) **Date of Patent:** **** Jan. 16, 2001**

(54) **VEHICLE RUNNING BOARD**

(75) Inventor: **Changize Sadr**, North York (CA)

(73) Assignee: **Salflex Polymers Ltd.**, Weston (CA)

(**) Term: **14 Years**

(21) Appl. No.: **29/125,608**

(22) Filed: **Jun. 27, 2000**

(51) **LOC (7) Cl.** **12-16**

(52) **U.S. Cl.** **D12/203**

(58) **Field of Search** D12/203, 190;
280/163, 164.1, 153.5, 848; 182/90-92;
D25/62, 69; 428/81, 82; 238/14

(56) **References Cited**

U.S. PATENT DOCUMENTS

- D. 330,536 * 10/1992 Holloway et al. D12/203
- D. 349,679 * 8/1994 Waddington et al. D12/203
- D. 361,974 * 9/1995 Hornik D12/203
- D. 395,267 * 6/1998 Thompson D12/203

- D. 400,486 * 11/1998 Zentner D12/203
- D. 411,976 * 7/1999 McCauley D12/203
- D. 415,727 * 10/1999 Jeffries D12/203

* cited by examiner

Primary Examiner—Stacia Cadmus

(74) *Attorney, Agent, or Firm*—Bereskin & Parr

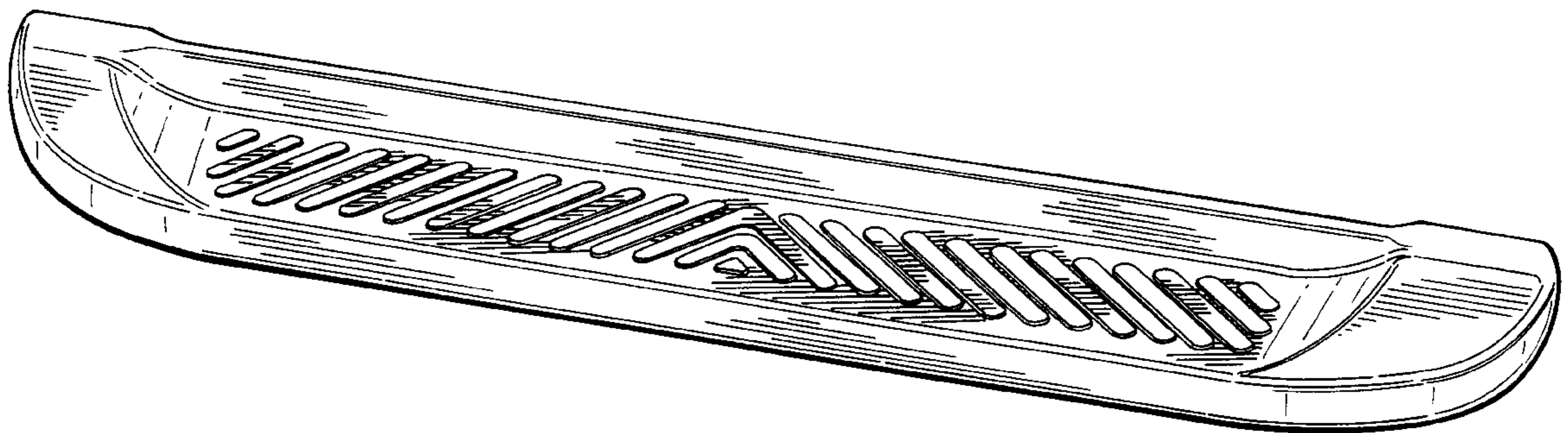
(57) **CLAIM**

The ornamental design for a vehicle running board, as shown and described.

DESCRIPTION

FIG. 1 is a perspective view of a vehicle running board showing my new design;
 FIG. 2 is a top view thereof;
 FIG. 3 is a bottom view thereof;
 FIG. 4 is a front view thereof;
 FIG. 5 is a back view thereof;
 FIG. 6 is a left side view thereof; and,
 FIG. 7 is a right side view thereof.

1 Claim, 2 Drawing Sheets



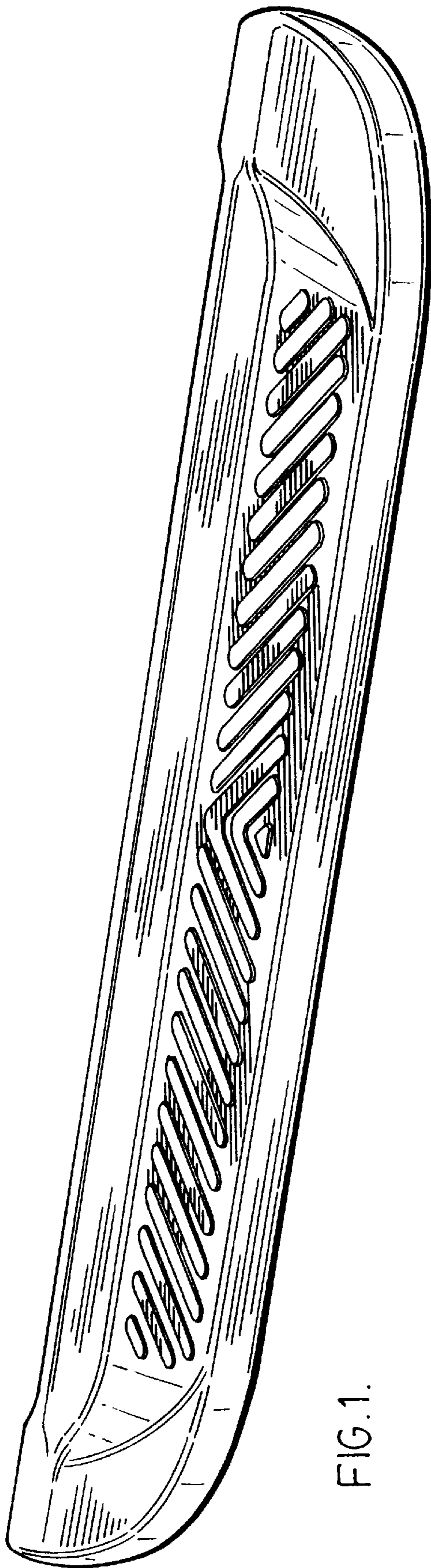


FIG. 1.

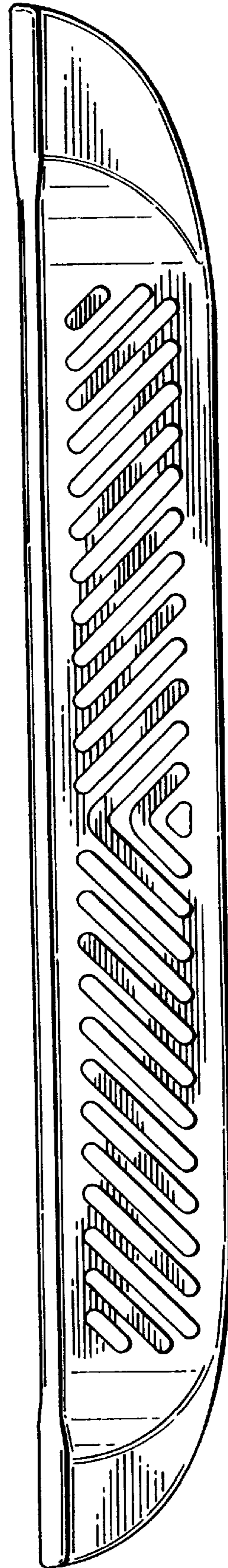


FIG. 2.

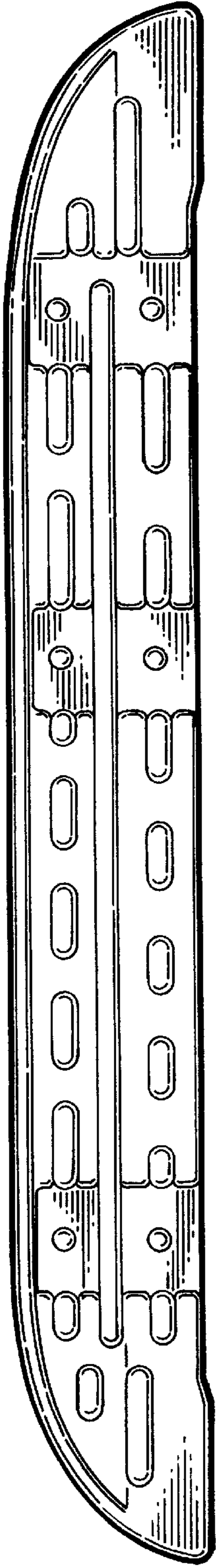


FIG. 3




FIG. 4.

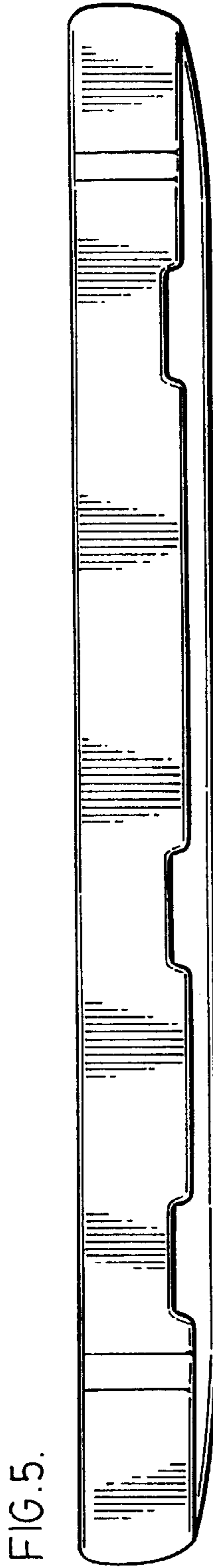


FIG. 5.

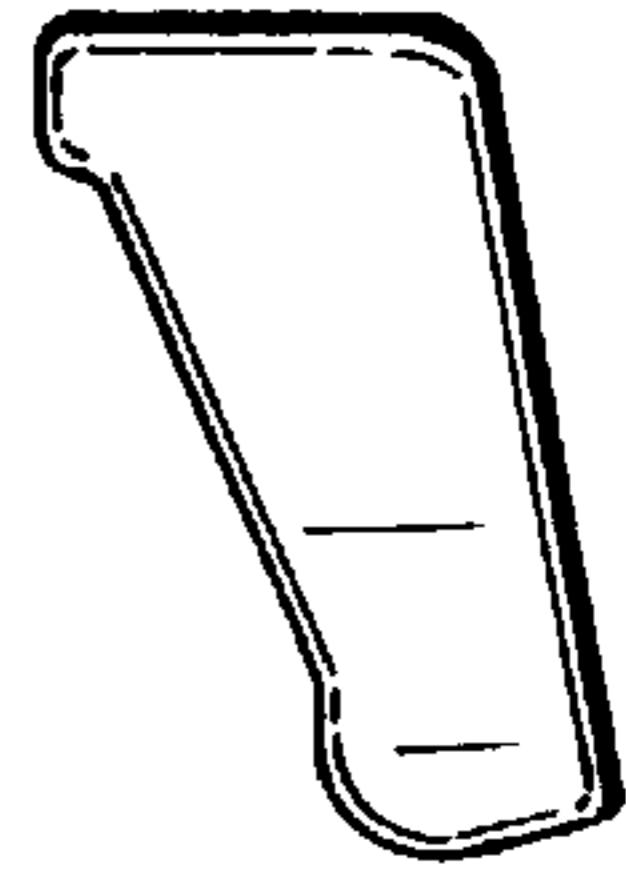


FIG. 7.

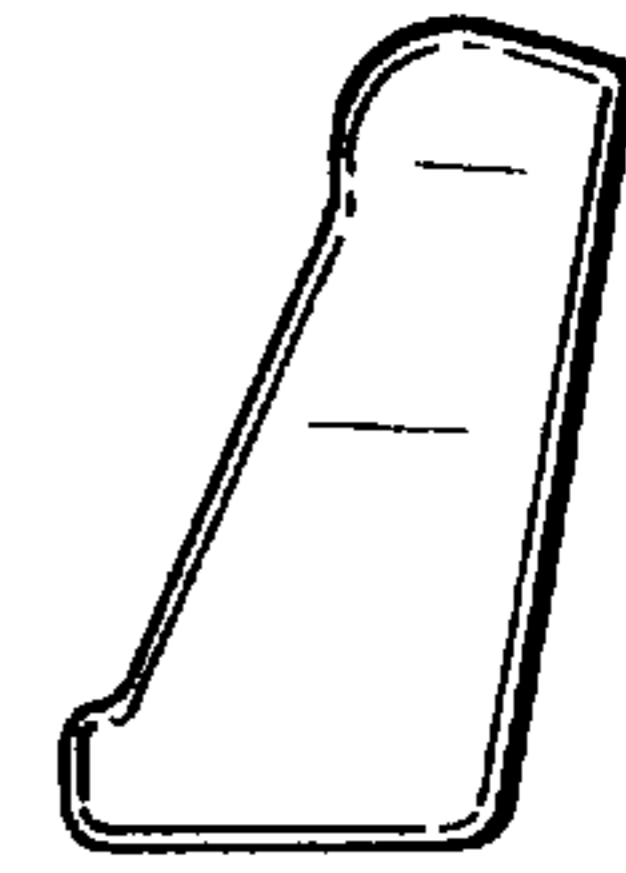


FIG. 6.