



US00D436325S

(12) **United States Design Patent**  
**Agosto**

(10) **Patent No.:** **US D436,325 S**

(45) **Date of Patent:** **\*\* Jan. 16, 2001**

(54) **BASEBALL GLOVE CHARM**

(75) **Inventor:** **Miguel Agosto**, Bronx, NY (US)

(73) **Assignee:** **Juwanda Inc.**, Jackson Heights, NY (US)

(\*\*) **Term:** **14 Years**

(21) **Appl. No.:** **29/117,346**

(22) **Filed:** **Jan. 24, 2000**

(51) **LOC (7) Cl.** ..... **11-01**

(52) **U.S. Cl.** ..... **D11/81**

(58) **Field of Search** ..... D11/1, 2, 40, 43, D11/44, 48, 78-82, 49, 50, 54, 102, 95-96, 99, 100, 101, 107, 104, 116, 62; 63/13, 14.1, 23

(56) **References Cited**

**U.S. PATENT DOCUMENTS**

D. 326,068 \* 5/1992 Pierce ..... D11/99

\* cited by examiner

*Primary Examiner*—Ralf Seifert

(74) *Attorney, Agent, or Firm*—Thomason Moser & Patterson LLP

(57) **CLAIM**

The ornamental design for a baseball glove charm, as shown and described.

**DESCRIPTION**

FIG. 1 is a front left side elevational view of a baseball glove charm showing of my new design;  
FIG. 2 is a front elevational view of the left side thereof;  
FIG. 3 is a rear elevational view thereof;  
FIG. 4 is a right side elevational view thereof;  
FIG. 5 is a left side elevational view thereof;  
FIG. 6 is a top elevational view thereof;  
FIG. 7 is a bottom elevational view thereof; and,  
FIG. 8 is a rear bottom elevational view thereof.

**1 Claim, 8 Drawing Sheets**





FIG. 1



FIG. 2



FIG. 3




FIG. 4

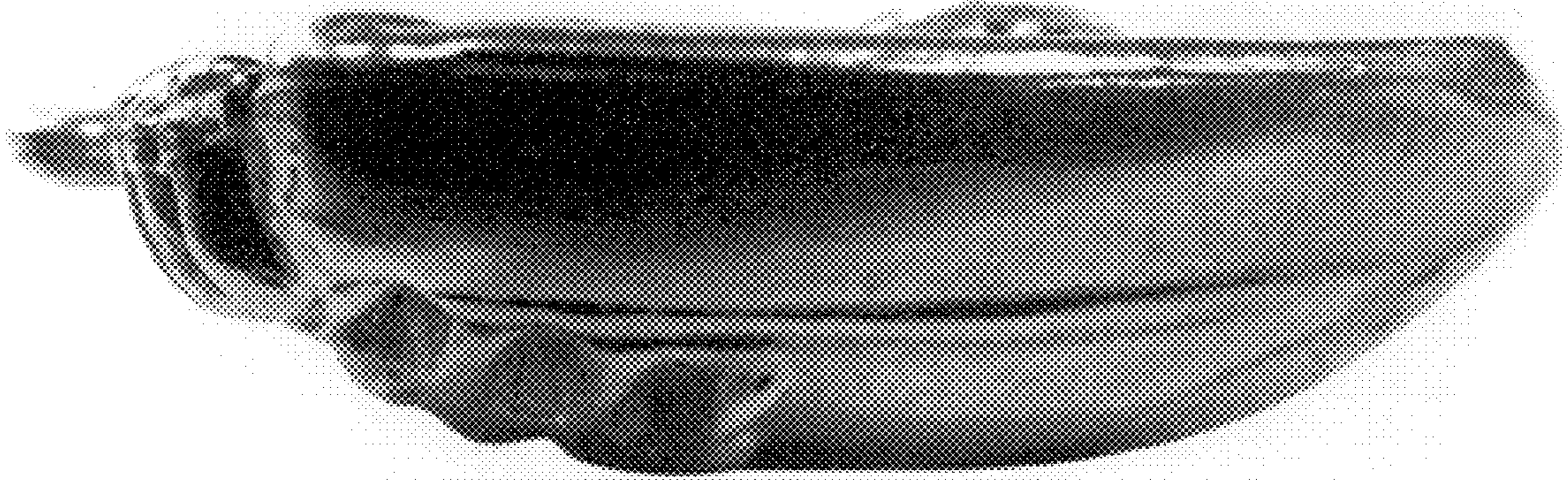


FIG. 5

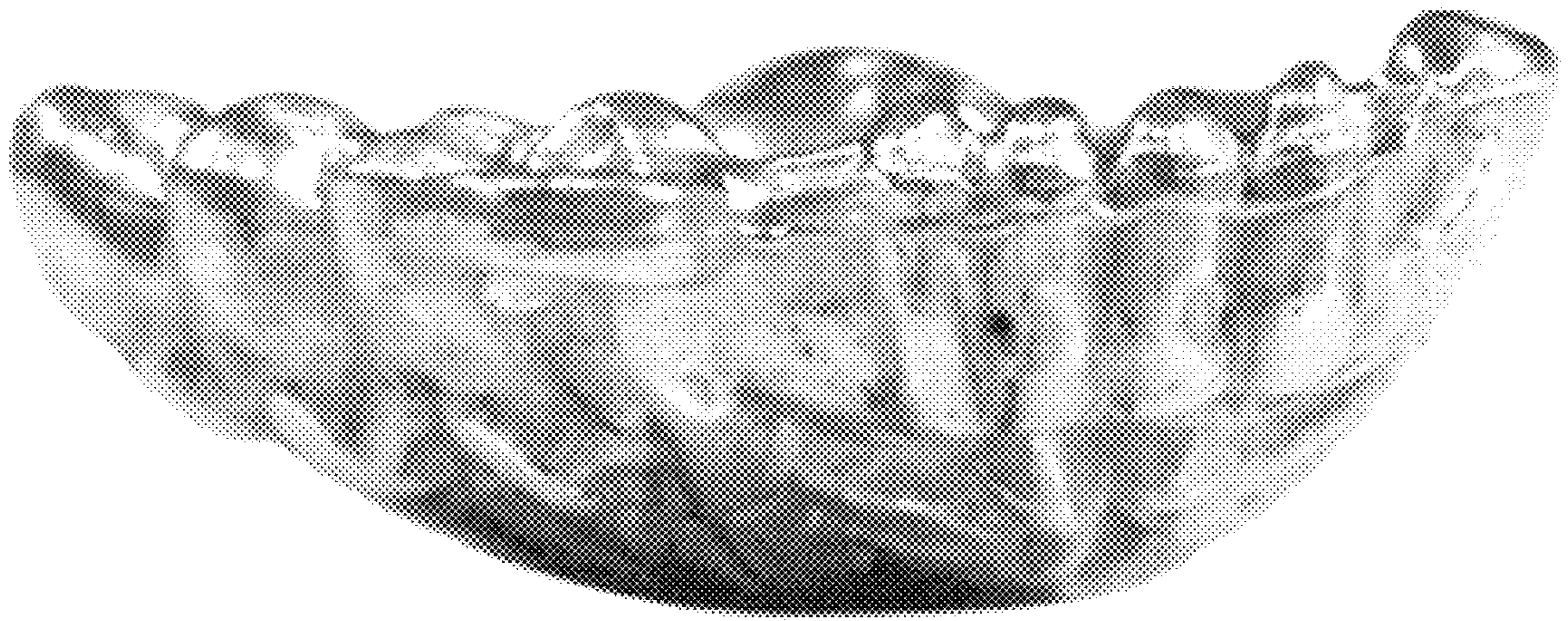


FIG. 6




FIG. 7





FIG. 8