



US00D436319S

(12) **United States Design Patent**  
**Giardiello**

(10) **Patent No.:** **US D436,319 S**

(45) **Date of Patent:** **\*\* Jan. 16, 2001**

(54) **WRISTWATCH**

(75) Inventor: **Barbara Giardiello**, Naples (IT)

(73) Assignee: **Sector Group SA**, Neuchatel (CH)

(\*\*) Term: **14 Years**

(21) Appl. No.: **29/109,647**

(22) Filed: **Aug. 20, 1999**

(30) **Foreign Application Priority Data**

Apr. 14, 1999 (XH) ..... DMA/004 460

(51) **LOC (7) Cl.** ..... **10-02**

(52) **U.S. Cl.** ..... **D10/39**

(58) **Field of Search** ..... D10/1-40, 122-132;  
368/280-282, 276-277, 285

(56) **References Cited**

**U.S. PATENT DOCUMENTS**

- D. 354,241 \* 1/1995 Chodat ..... D10/39
- D. 361,528 \* 8/1995 Hayashi et al. .... D10/39
- D. 377,907 \* 2/1997 Burgener ..... D10/39
- D. 384,293 \* 9/1997 Woo et al. .... D10/30

- D. 384,296 \* 9/1997 Giardiello ..... D10/39
- D. 399,763 \* 10/1998 Rabassa ..... D10/38
- D. 423,951 \* 5/2000 Fichter ..... D10/39
- D. 423,953 \* 5/2000 Kauffmann ..... D10/39
- 5,077,708 \* 12/1991 Schneider ..... 368/107
- 5,255,248 \* 10/1993 Goodmon ..... 368/228

\* cited by examiner

*Primary Examiner*—Nelson C. Holtje

(74) *Attorney, Agent, or Firm*—Sughrue, Mion, Zinn, Macpeak & Seas, PLLC

(57) **CLAIM**

The ornamental design for a wristwatch, as shown.

**DESCRIPTION**


FIG. 1 is a perspective view of the front and one side of a wristwatch showing my new design;  
 FIG. 2 is a front view thereof;  
 FIG. 3 is a rear elevational view thereof;  
 FIG. 4 is a side view of an opposite side thereof;  
 FIG. 5 is a side view of said one side thereof;  
 FIG. 6 is an end view of one end thereof; and,  
 FIG. 7 is an end view of an opposite end thereof.

**1 Claim, 2 Drawing Sheets**







*Fig. 1*




*Fig. 2*




*Fig. 3*




*Fig. 4*



*Fig. 6*



*Fig. 5*



*Fig. 7*