



US00D436279S

(12) **United States Design Patent**
Walker

(10) **Patent No.:** **US D436,279 S**

(45) **Date of Patent:** **** Jan. 16, 2001**

(54) **MEDICINE CABINET**

(75) **Inventor:** **David L. Walker**, Chester, PA (US)

(73) **Assignee:** **Zenith Products Corp.**, New Castle, DE (US)

(**) **Term:** **14 Years**

(21) **Appl. No.:** **29/124,863**

(22) **Filed:** **Jun. 13, 2000**

(51) **LOC (7) Cl.** **06-04**

(52) **U.S. Cl.** **D6/561; D6/444; D6/436; D6/438**

(58) **Field of Search** D6/553, 559, 560-61, D6/329, 396, 432, 436-39, 444-46, 448; 312/209, 224-25, 234, 242, 245; 206/320, 823

(56) **References Cited**

U.S. PATENT DOCUMENTS

- D. 243,491 * 3/1977 Vrignaud D6/561
- D. 296,285 * 6/1988 Palka D6/561
- D. 391,785 * 3/1998 Zaidman et al. D6/445

- D. 397,895 * 9/1998 Chen D6/561
- D. 419,811 * 2/2000 Schoeman D6/561
- 3,909,091 * 9/1975 Tantillo 312/224
- 4,023,872 * 5/1977 Palka et al. 312/225
- 4,396,249 * 8/1983 Aisley D6/561 X
- 5,267,786 * 12/1993 Aisley D12/224

* cited by examiner

Primary Examiner—Brian N. Vinson

(74) *Attorney, Agent, or Firm*—Edgar A. Zarins; Lloyd D. Doigan

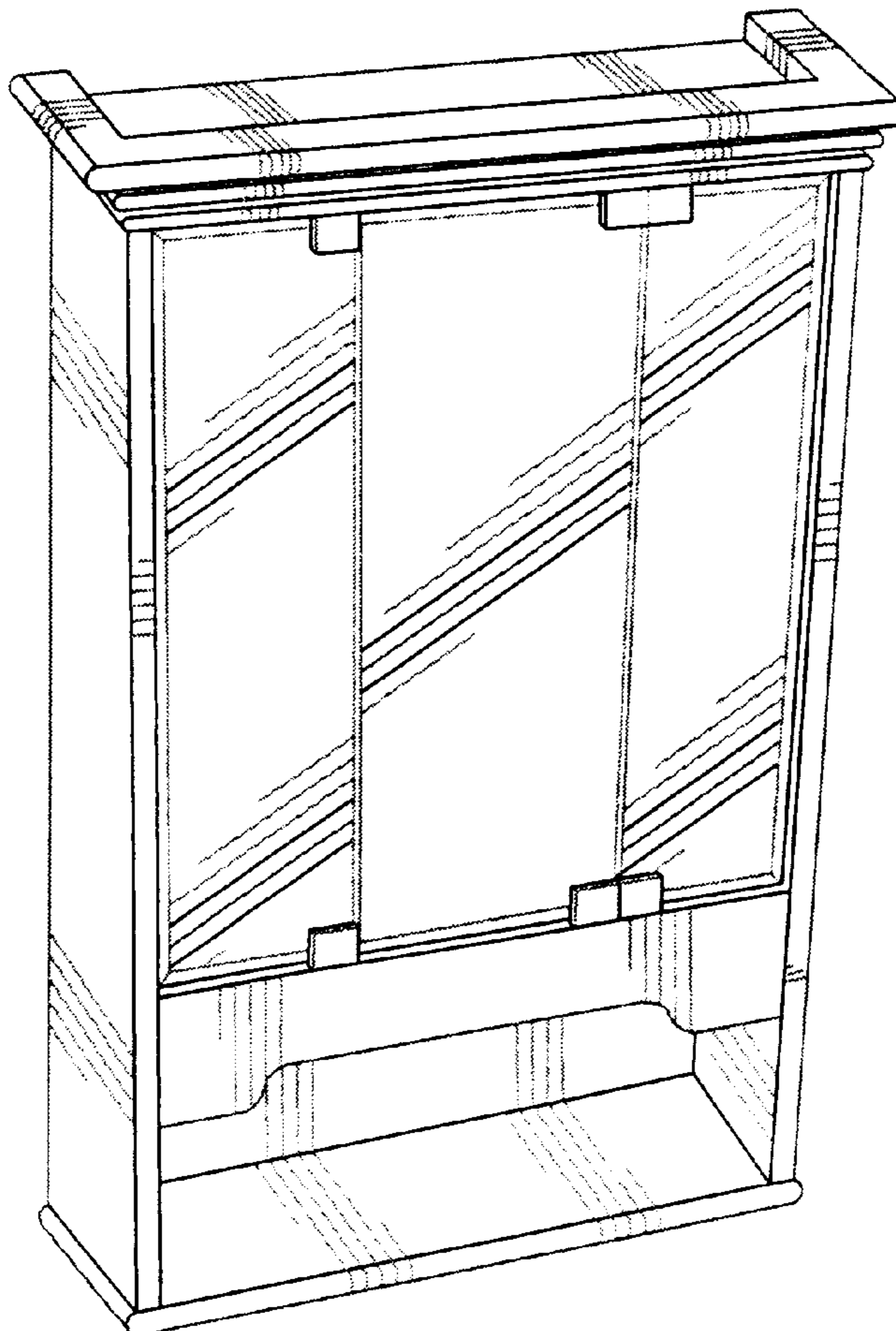
(57) **CLAIM**

The ornamental design for a medicine cabinet, as shown and described.

DESCRIPTION

FIG. 1 is a perspective view of a medicine cabinet showing my new design;
 FIG. 2 is a front elevational view thereof;
 FIG. 3 is a top plan view thereof;
 FIG. 4 is a bottom plan view thereof; and,
 FIG. 5 is a right side view thereof, the opposite side being a mirror image of the side shown.

1 Claim, 2 Drawing Sheets



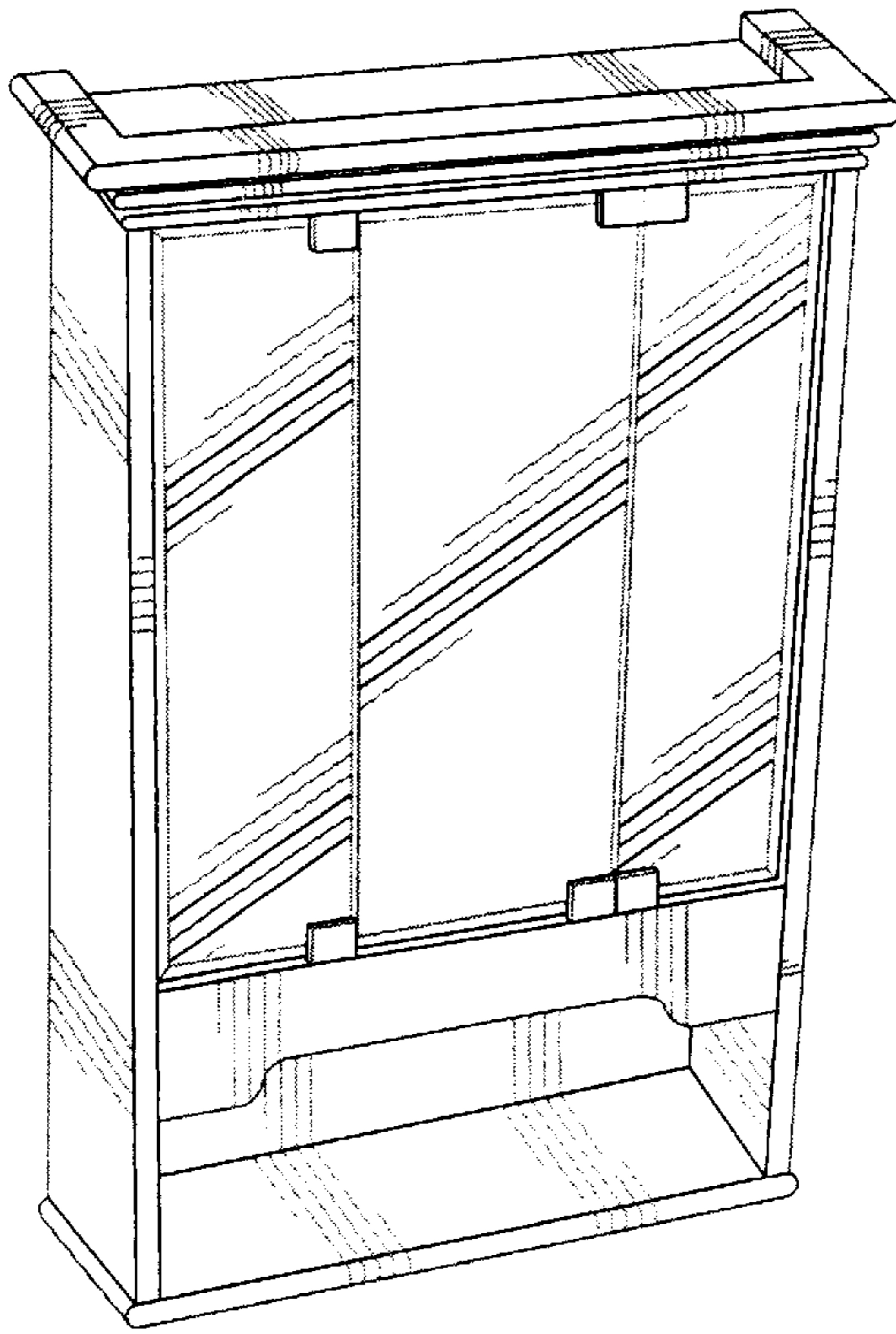


Fig-1

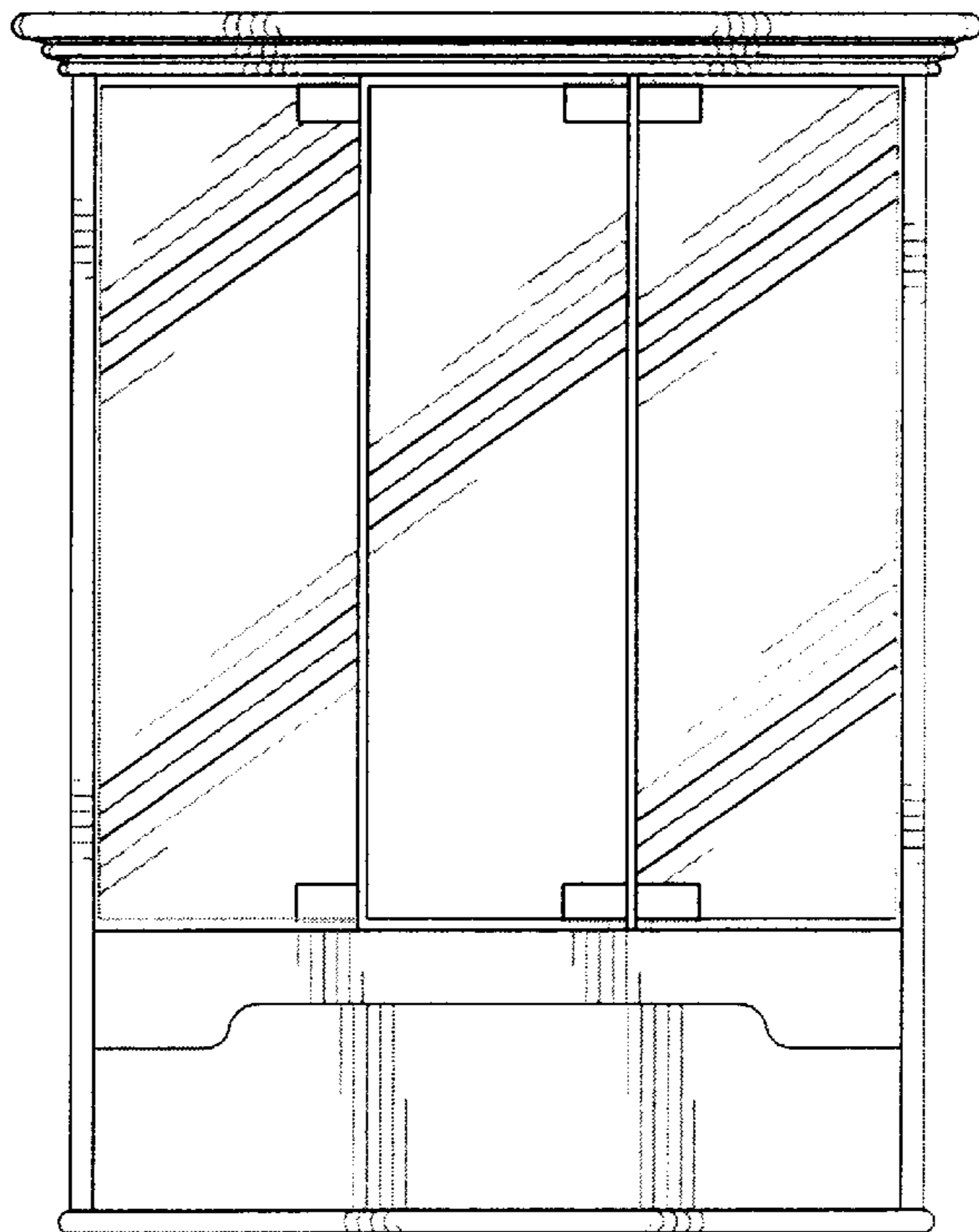


Fig-2




Fig-3

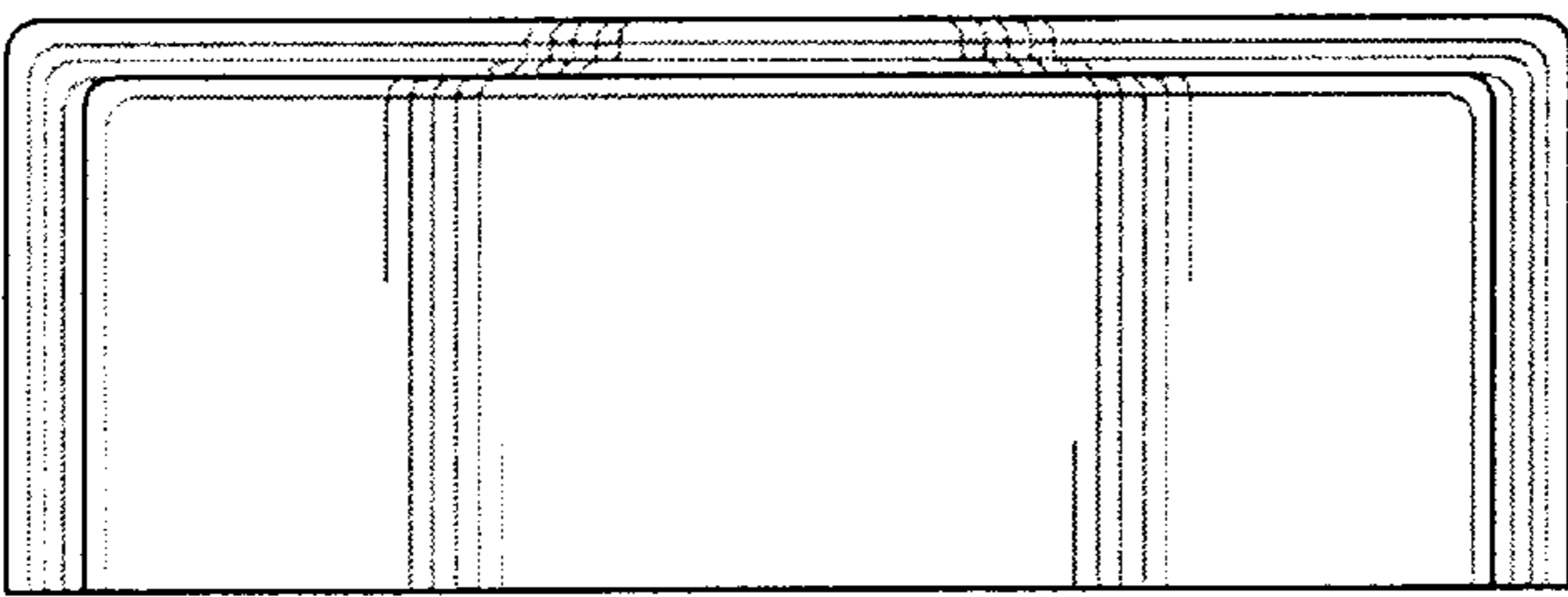


Fig-4




Fig-5