



US00D436278S

(12) **United States Design Patent**
Winter

(10) **Patent No.:** **US D436,278 S**

(45) **Date of Patent:** **** Jan. 16, 2001**

(54) **CABINET**

(75) **Inventor:** **Paul H. Winter**, Newark, DE (US)

(73) **Assignee:** **Zenith Products Corp.**, New Castle, DE (US)

(**) **Term:** **14 Years**

(21) **Appl. No.:** **29/124,851**

(22) **Filed:** **Jun. 13, 2000**

(51) **LOC (7) Cl.** **06-04**

(52) **U.S. Cl.** **D6/561; D6/436; D6/438; D6/446**

(58) **Field of Search** D6/553, 559, 560-61, D6/329, 396, 432, 436-39, 444-46, 448; 312/209, 224-25, 234, 242, 245; 206/320, 823

(56) **References Cited**

U.S. PATENT DOCUMENTS

D. 260,953 * 9/1981 Patterson D6/561

D. 276,295 * 11/1984 Hayden D6/561
D. 372,619 * 8/1996 Palka D6/561
D. 391,785 * 3/1998 Zaidman et al. D6/445
D. 397,895 * 9/1998 Chen D6/561
D. 426,736 * 6/2000 Winter et al. D6/561

* cited by examiner

Primary Examiner—Brian N. Vinson

(74) *Attorney, Agent, or Firm*—Edgar A. Zarins; Lloyd D. Doigan


(57) **CLAIM**

The ornamental design for a cabinet, as shown and described.

DESCRIPTION

FIG. 1 is a perspective view of a cabinet showing my new design;
FIG. 2 is a front elevational view thereof;
FIG. 3 is a left side view thereof, the opposite side being a mirror image of the side shown; and,
FIG. 4 is a top plan view thereof.

1 Claim, 2 Drawing Sheets






Fig-1




Fig-2

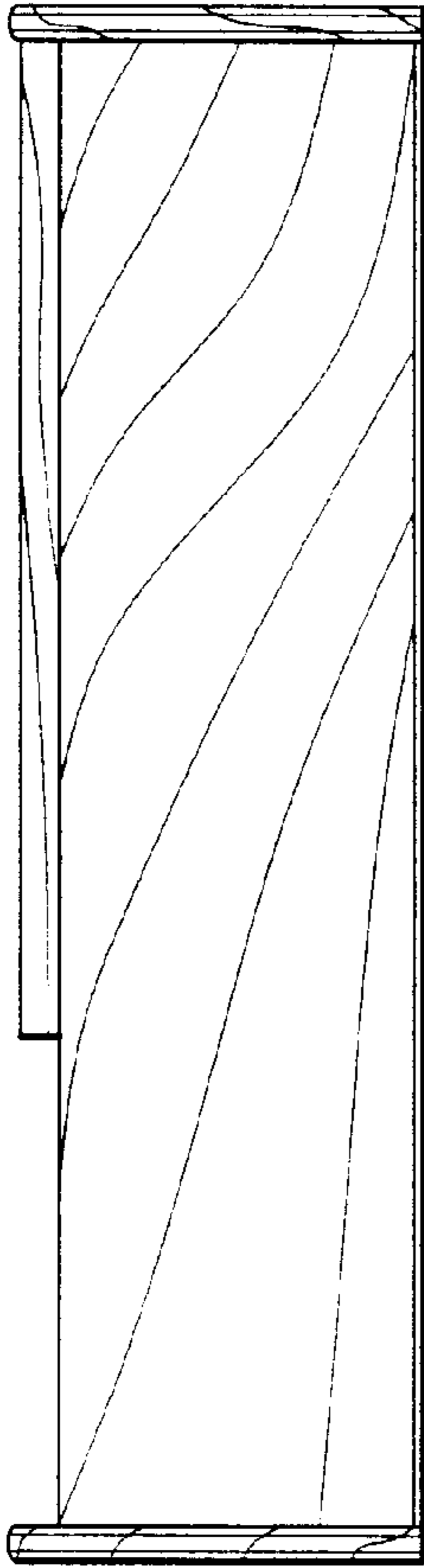


Fig-3

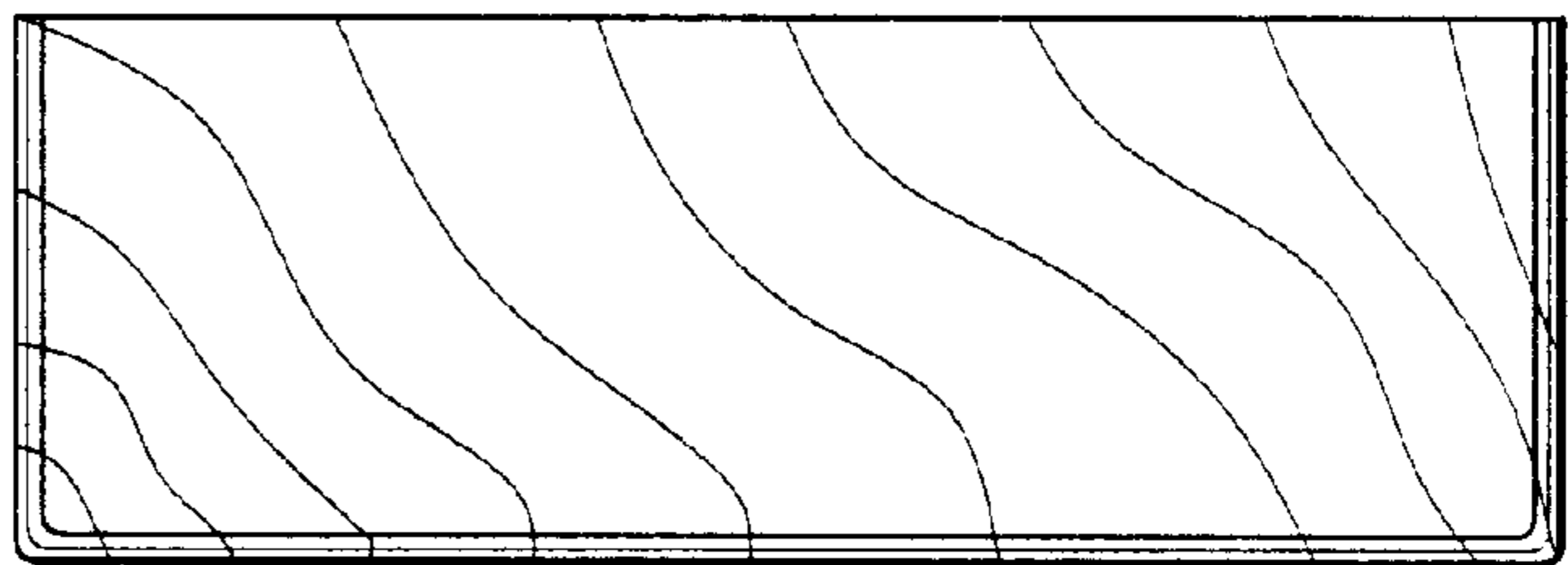


Fig-4