



US00D436277S

(12) **United States Design Patent**
Melillo

(10) **Patent No.:** **US D436,277 S**

(45) **Date of Patent:** **** Jan. 16, 2001**

(54) **CABINET**

(75) **Inventor:** **Timothy Melillo, Middlefield, OH (US)**

(73) **Assignee:** **Kraftmaid Cabinetry, Inc., Middlefield, OH (US)**

(**) **Term:** **14 Years**

(21) **Appl. No.:** **29/118,199**

(22) **Filed:** **Feb. 4, 2000**

(51) **LOC (7) Cl.** **06-04**

(52) **U.S. Cl.** **D6/561; D6/436; D6/438; D6/445; D6/446**

(58) **Field of Search** **D6/553, 559, 560-61, D6/329, 396, 432, 436-39, 444-46, 448; 312/209, 224-25, 234, 242, 245; 206/320, 823**

(56) **References Cited**

U.S. PATENT DOCUMENTS

- D. 253,563 * 12/1979 Ungaro D6/561
- D. 260,953 * 9/1981 Patterson D6/561

- D. 276,295 * 11/1984 Hayden D6/561
- D. 372,619 * 8/1996 Palka D6/561
- D. 373,038 * 8/1996 Chen D6/561
- D. 375,221 * 11/1996 Palka D6/561
- D. 397,895 * 9/1998 Chen D6/561
- D. 397,896 * 9/1998 Chen D6/561
- D. 426,736 * 6/2000 Winter et al. D6/561
- 5,951,127 * 9/1999 Smith 312/245 X

* cited by examiner

Primary Examiner—Brian N. Vinson

(74) *Attorney, Agent, or Firm*—Edgar A. Zarins; Lloyd D. Doigan


(57) **CLAIM**

The ornamental design for a cabinet, as shown an described.

DESCRIPTION

FIG. 1 is a perspective view of a cabinet showing my design; FIG. 2 is a front elevational view thereof; FIG. 3 is a top plan thereof; and, FIG. 4 is a right side view thereof, the opposite side being a mirror image of the side shown.

1 Claim, 2 Drawing Sheets






Fig-1




Fig-2

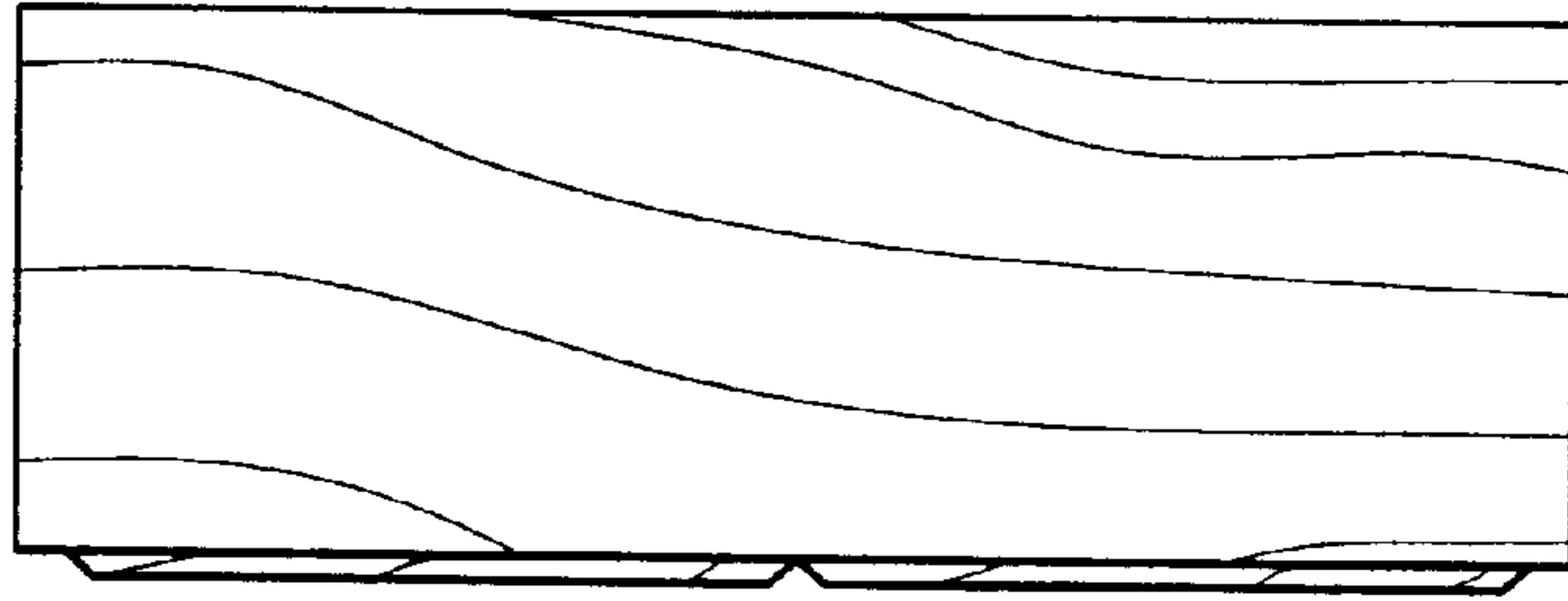


Fig-3




Fig-4