



US00D436276S

(12) **United States Design Patent**
Fiegl et al.

(10) **Patent No.:** **US D436,276 S**
(45) **Date of Patent:** **** Jan. 16, 2001**

(54) **SPONGE HOLDER**

(75) Inventors: **Tomas Fiegl; Achim Pohl**, both of
Darmstadt (DE)

(73) Assignee: **Hansa Metallwerke AG** (DE)

(**) Term: **14 Years**

(21) Appl. No.: **29/099,612**

(22) Filed: **Jan. 25, 1999**

(30) **Foreign Application Priority Data**

Jul. 24, 1998 (DE) 498 07 239

(51) **LOC (7) Cl.** **08-08**

(52) **U.S. Cl.** **D6/553; D6/540**

(58) **Field of Search** D6/524, 529, 532,
D6/536, 537, 553, 567, 566; 211/13.1,
86-88, 126, 134; 248/309.1, 301, 304,
309.2, 339; 206/77.1; D8/349, 354, 367,
372

(56) **References Cited**

U.S. PATENT DOCUMENTS

D. 121,813 * 8/1940 Isenberg D6/537

D. 327,596 * 7/1992 Emery D6/537
D. 399,381 * 10/1998 Hoernig D6/566
D. 403,546 * 1/1999 Moon D6/574
5,232,189 * 8/1993 Koch 248/309.1

* cited by examiner

Primary Examiner—Brian N. Vinson

(57) **CLAIM**

We claim the ornamental design for a sponge holder, as shown and described.

DESCRIPTION

FIG. 1 is a left side elevation of a sponge holder showing our new design, which is a mirror image of a right side elevation.

FIG. 2 front view thereof.

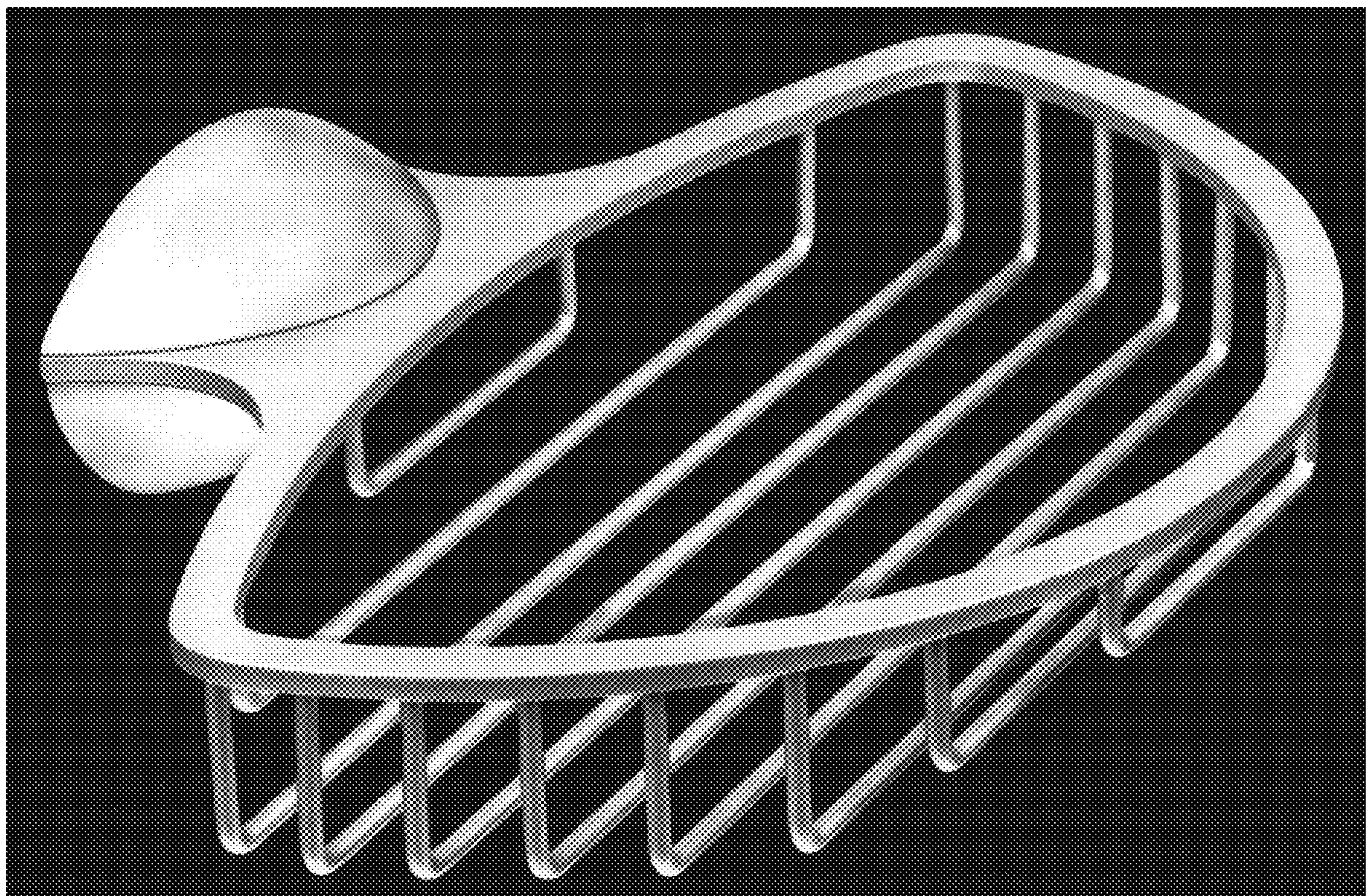
FIG. 3 is a rear view thereof.

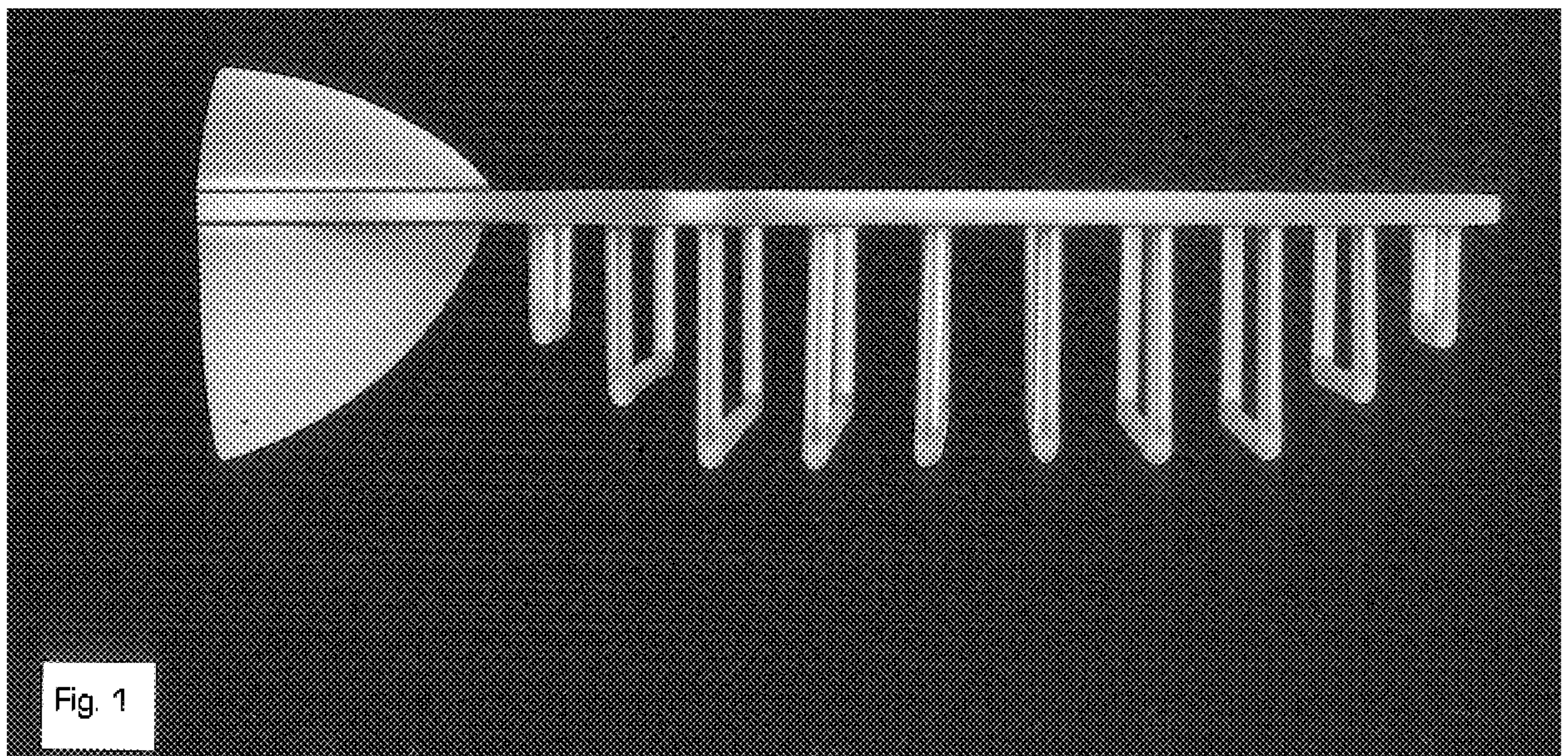
FIG. 4 is a top view thereof.


FIG. 5 is a bottom view thereof; and,


FIG. 6 is a perspective view thereof.


1 Claim, 6 Drawing Sheets














Fig. 5

