



US00D436266S

(12) **United States Design Patent**
Buchanan et al.

(10) **Patent No.:** **US D436,266 S**

(45) **Date of Patent:** **** Jan. 16, 2001**

(54) **LANE BLOCKER AND MERCHANDISING DISPLAY STAND**

(75) Inventors: **Gregory R. Buchanan**, Rock Hill;
Daniel E. Hagood, Clover, both of SC (US)

(73) Assignee: **Eveready Battery Company, Inc.**, St. Louis, MO (US)

(**) Term: **14 Years**

(21) Appl. No.: **29/098,063**

(22) Filed: **Dec. 21, 1998**

(51) **LOC (7) Cl.** **06-04**

(52) **U.S. Cl.** **D6/474**

(58) **Field of Search** D6/396, 449, 464, D6/469, 470, 474, 475; D34/21, 22; 108/100; 211/13, 13.1, 45, 50, 55, 59.2, 59.4, 81, 85.4, 88, 72, 94, 128.1, 162, 175, 195, 198; 206/736; 342/740, 745; 312/126, 128, 234, 278

(56) **References Cited**

U.S. PATENT DOCUMENTS

D. 82,099	9/1930	Marsh .	
D. 86,761	4/1932	Brooks .	
D. 93,082	8/1934	Wright .	
D. 93,083	8/1934	Wright .	
D. 116,577	9/1939	Schutz .	
D. 119,508	3/1940	Waddell .	
D. 122,163	8/1940	Hardy .	
D. 132,318	5/1942	Schutz .	
D. 141,761	7/1945	Gelinas .	
D. 148,767	2/1948	Yantis .	
D. 156,544	12/1949	Lebow .	
D. 173,627	12/1954	Nichols .	
D. 198,611	7/1964	Brach .	
D. 235,295 *	6/1975	Jurion	D6/478
D. 249,273	9/1978	Day	D19/78
D. 256,199 *	8/1980	Burke et al.	D6/476 X
D. 280,790	10/1985	Kooy	D6/471
D. 285,852	9/1986	Clark	D34/21

D. 287,319	12/1986	Ugalde	D6/474
D. 289,838 *	5/1987	Taub	D6/475
D. 296,630 *	7/1988	Renold et al.	D6/469 X
D. 297,084 *	8/1988	Silver	D6/474 X
D. 305,710	1/1990	Ng et al.	D6/474
D. 312,717	12/1990	Yau Kee	D34/21
D. 330,301	10/1992	Ugalde	D6/474
D. 361,454 *	8/1995	Compton et al.	D6/474
D. 391,420	3/1998	Connor et al.	D6/473
D. 394,966	6/1998	Conner et al.	D6/476
1,390,673	9/1921	Crawford .	
1,514,055	11/1924	Lawson .	
1,523,875	1/1925	Iseman et al. .	
1,534,644	4/1925	Howard .	

(List continued on next page.)

FOREIGN PATENT DOCUMENTS

2345934	3/1975	(DE) .
249311	3/1926	(GB) .

Primary Examiner—Cathron B. Matta

(74) *Attorney, Agent, or Firm*—Robert W. Welsh; Stewart A. Fraser

(57) **CLAIM**

The ornamental design for lane blocker and merchandising display stand, as shown and described.

DESCRIPTION

FIG. 1 is a perspective view of a lane blocker and merchandising display stand showing the new design, the broken line showing of merchandising trays is for illustrative purposes only and forms no part of the claimed design;

FIG. 1A is a perspective view of the lane blocker and merchandising display stand of FIG. 1 absent the merchandising trays;

FIG. 2 is a right side elevational view of FIG. 2, the left side elevation is a mirror image of the right side elevation;

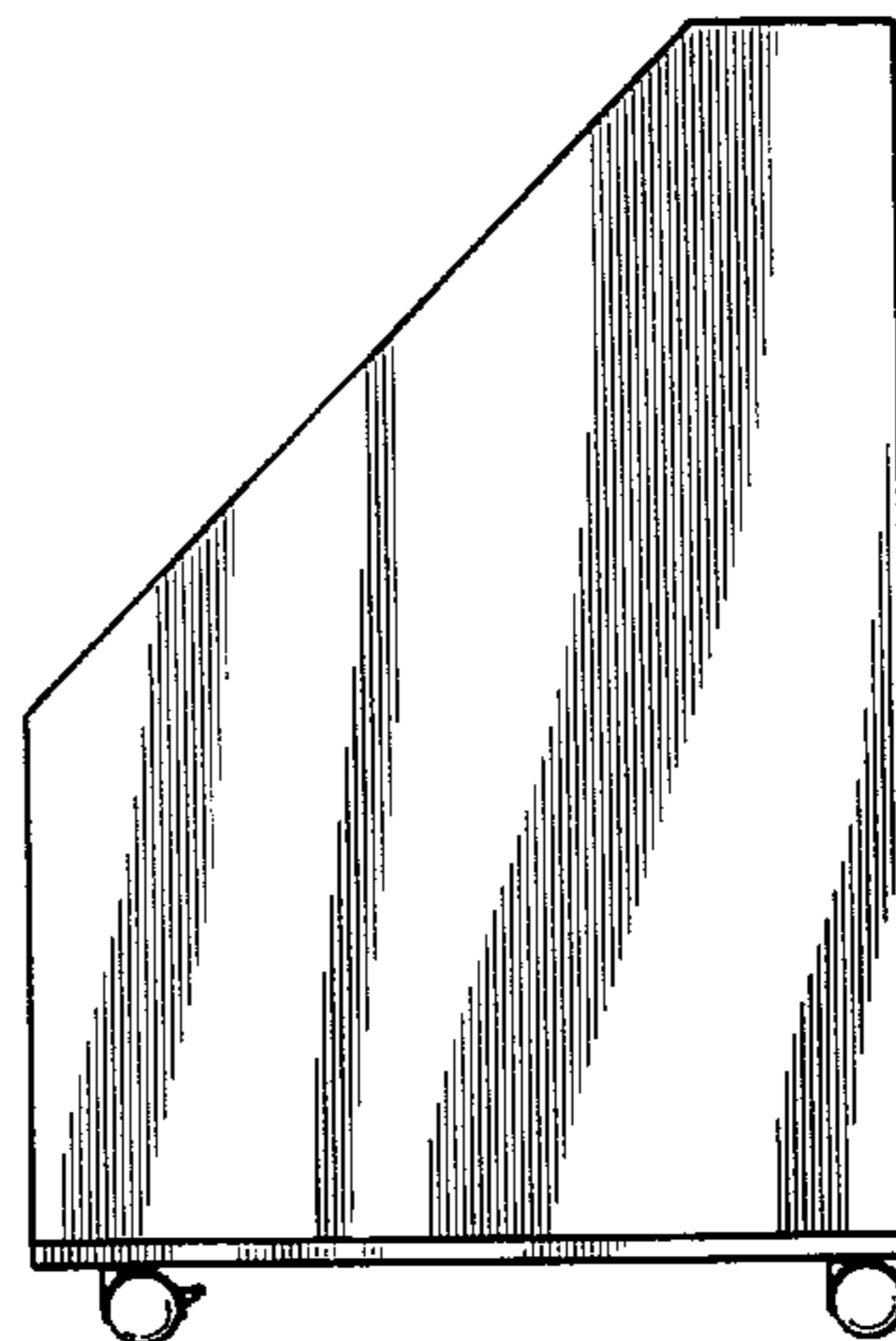
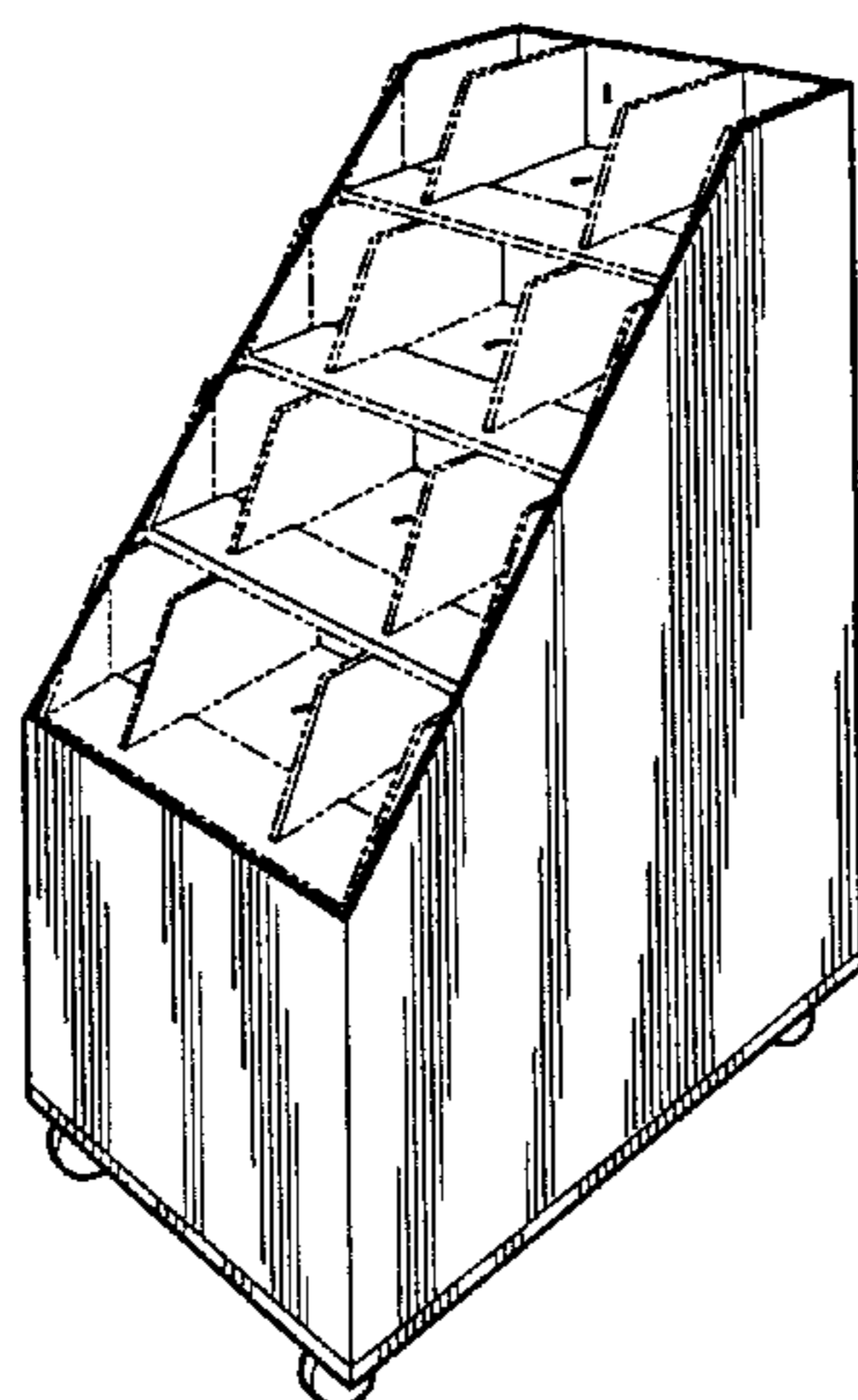
FIG. 3 is a front elevational view of FIG. 2;

FIG. 4 is a back elevational view of FIG. 2;

FIG. 5 is a top plan view of FIG. 2; and,

FIG. 6 is a bottom view of FIG. 2.

1 Claim, 2 Drawing Sheets



US D436,266 S

Page 2

U.S. PATENT DOCUMENTS

1,745,164	*	1/1930	Griffith	211/55	X	2,723,766	11/1955	Kobs	211/128		
1,815,651		7/1931	Fieldstein			2,801,754	*	8/1957	Dorfman	D6/474	X
1,845,564	*	2/1932	Sherman	206/740		3,334,952		8/1967	Brach	312/224	
1,895,725	*	1/1933	Nuckols	211/72	X	3,438,508		4/1969	Kuns et al.	211/133	
1,896,721		2/1933	Richards			3,687,091		8/1972	Boylan	108/60	
1,916,647		7/1933	Walker			4,164,287		8/1979	Muller et al.	211/134	
1,947,195	*	2/1934	Flynn	108/100		4,368,804		1/1983	Cole	186/57	
2,034,116		3/1936	Palen	206/45		4,506,790	*	3/1985	Muscari	211/135	X
2,041,751		5/1936	Folsom et al.	248/174		4,519,319		5/1985	Howlett	108/111	
2,123,290		7/1938	Powers	248/174		4,574,863		3/1986	Coleman et al.	160/216	
2,298,427	*	10/1942	Slanhoff	211/135		4,583,619		4/1986	Fry	186/59	
2,307,993		1/1943	Calhoun et al.	211/13		4,753,341		6/1988	McIntyre	206/45	
2,477,761		8/1949	Messerschmidt	211/137		4,801,023		1/1989	Ecclestone	211/55	
2,506,237		5/1950	Roach	211/137		5,697,505		12/1997	Sprague	211/13	
2,571,301		10/1951	Slanhoff	211/137		5,732,834		3/1998	Wells	211/162	
2,713,984		7/1955	Paige	248/174		5,836,455		11/1998	Connor et al.	206/757	

* cited by examiner

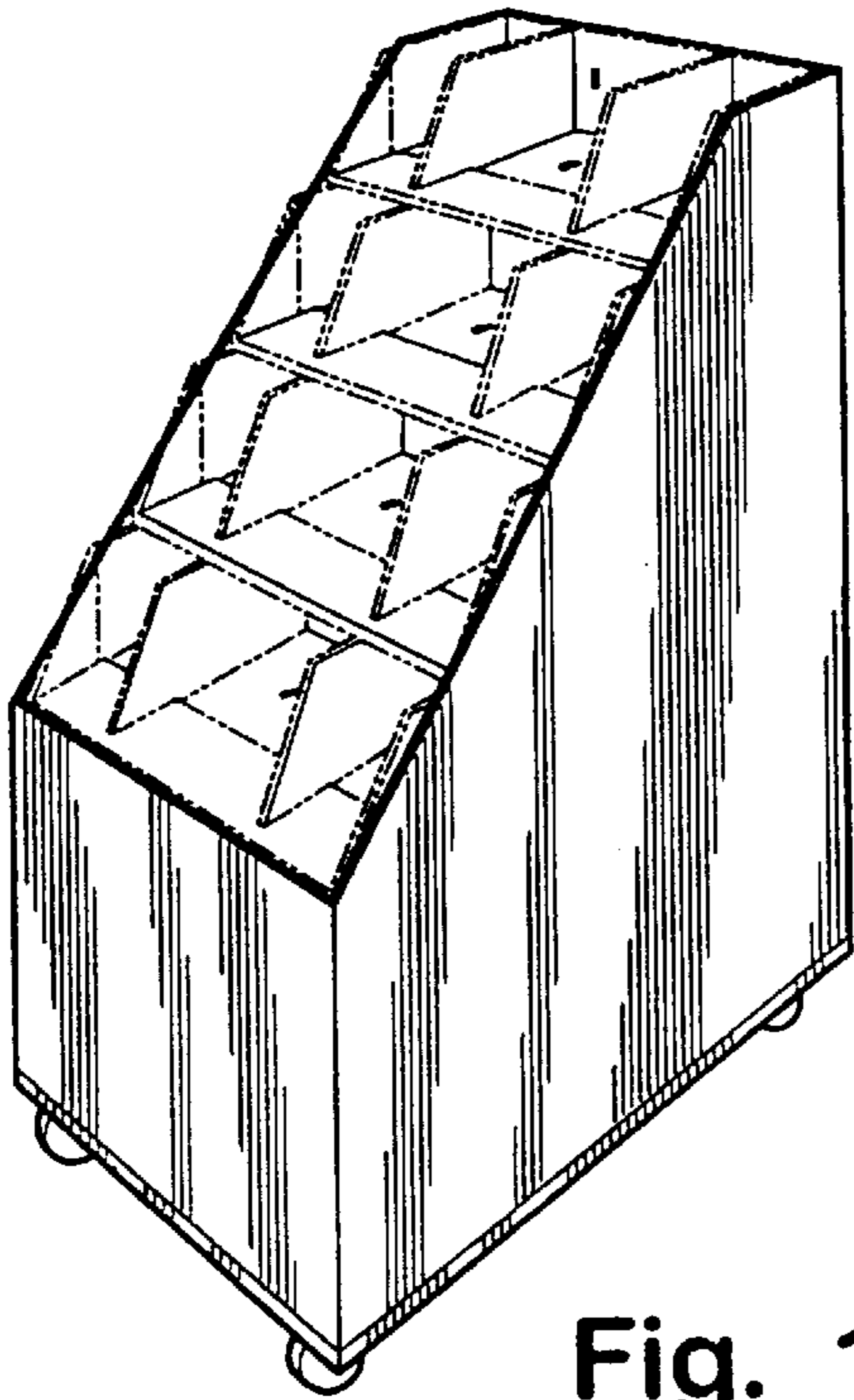


Fig. 1

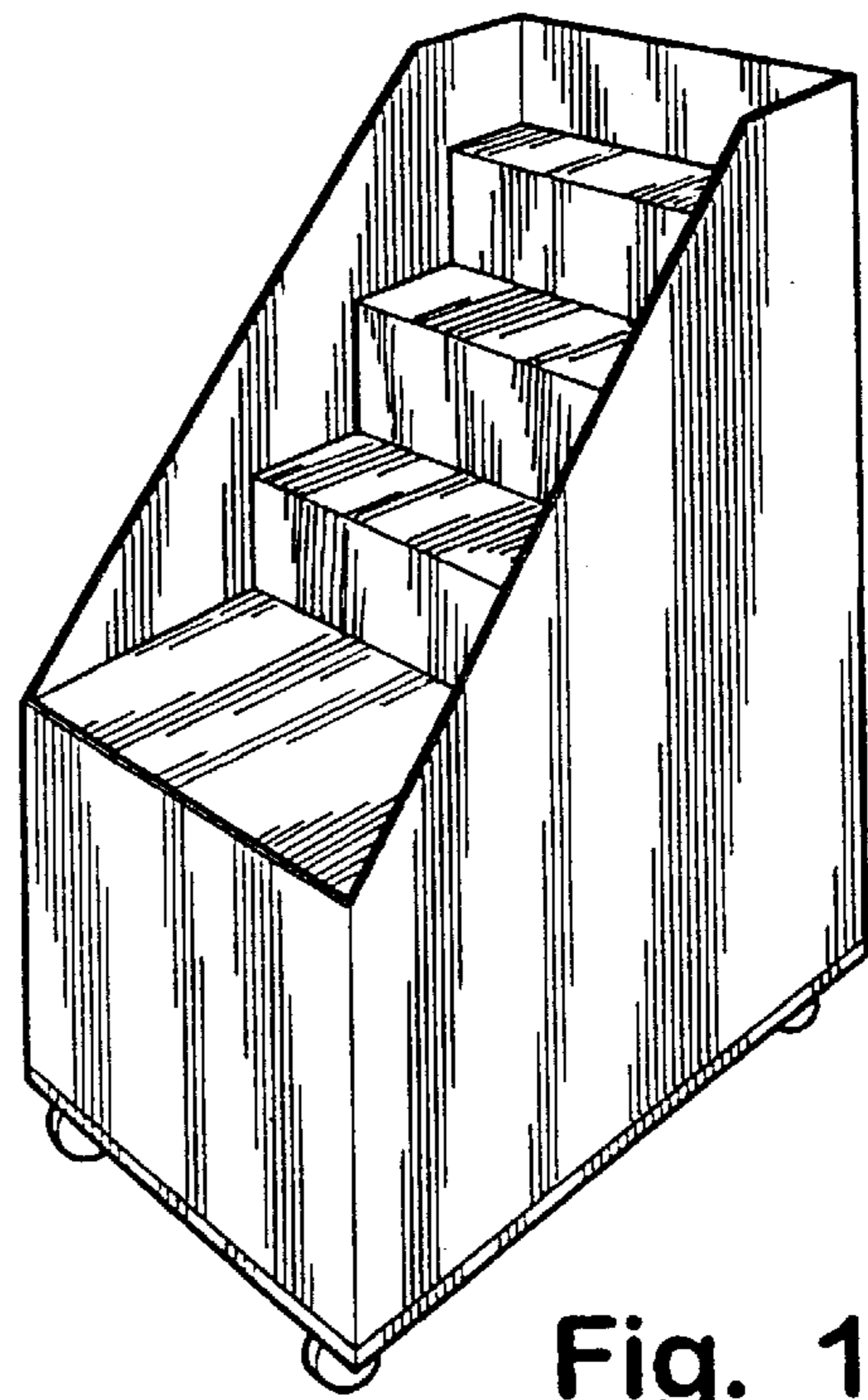


Fig. 1a




Fig. 3

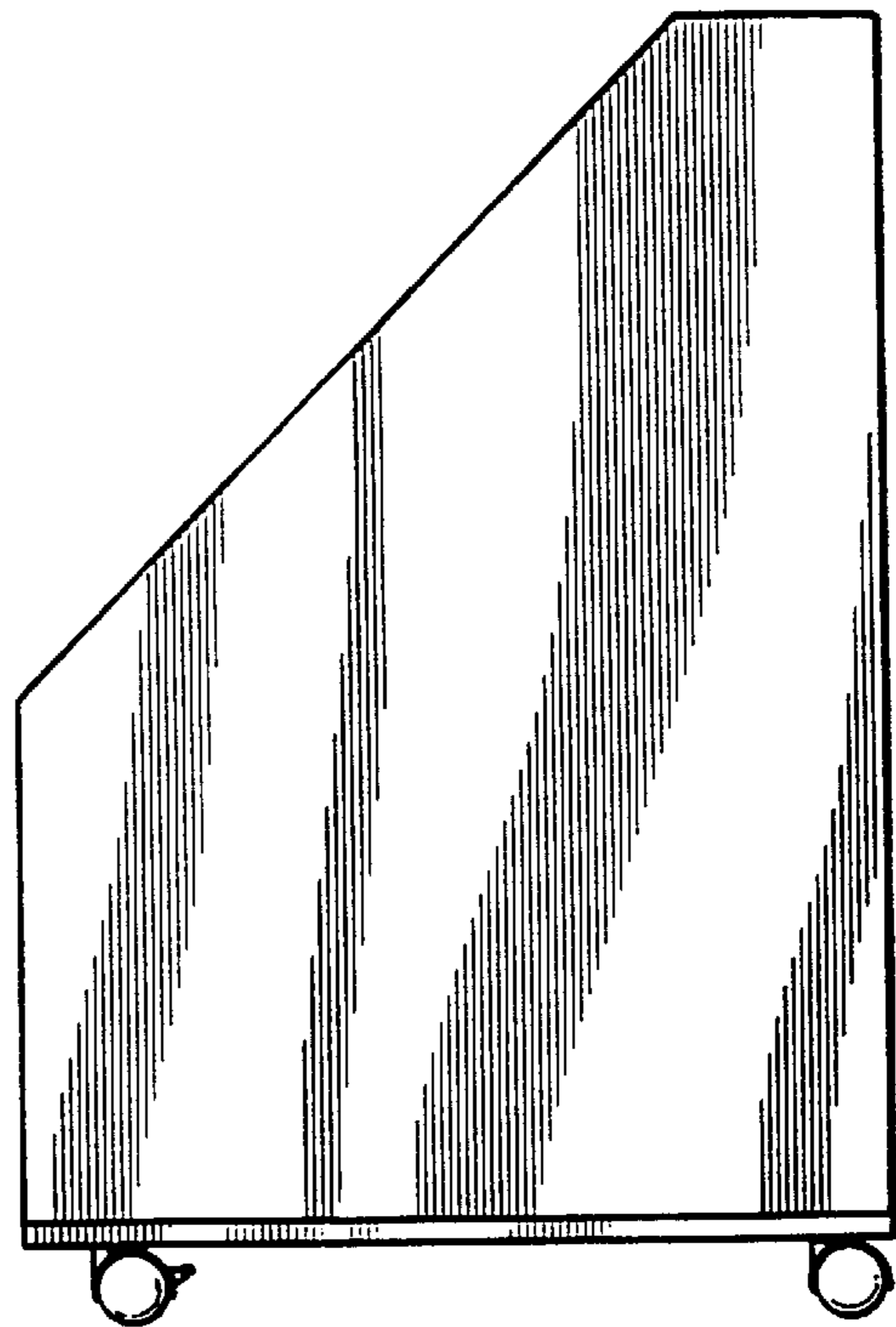


Fig. 2




Fig. 4

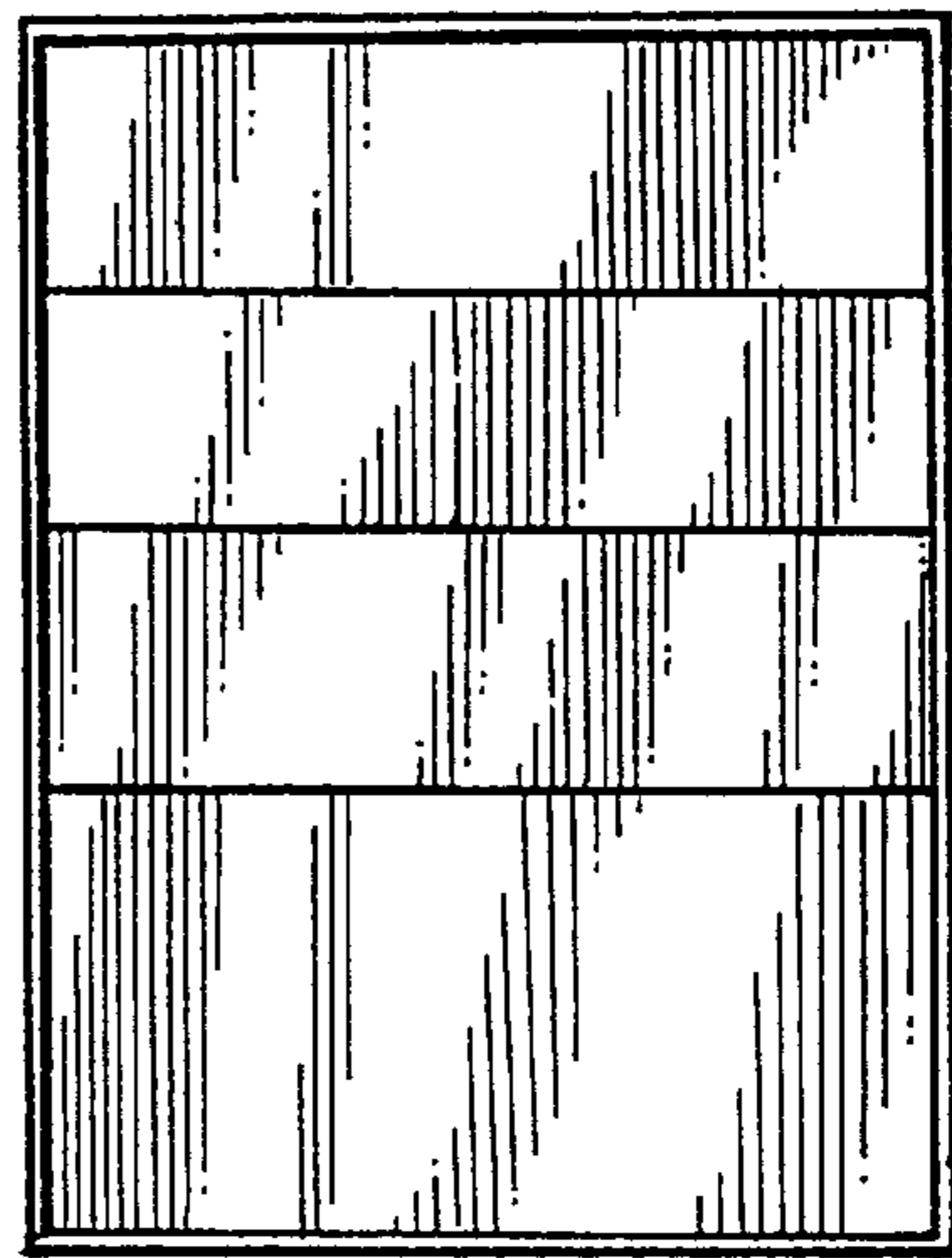


Fig. 5

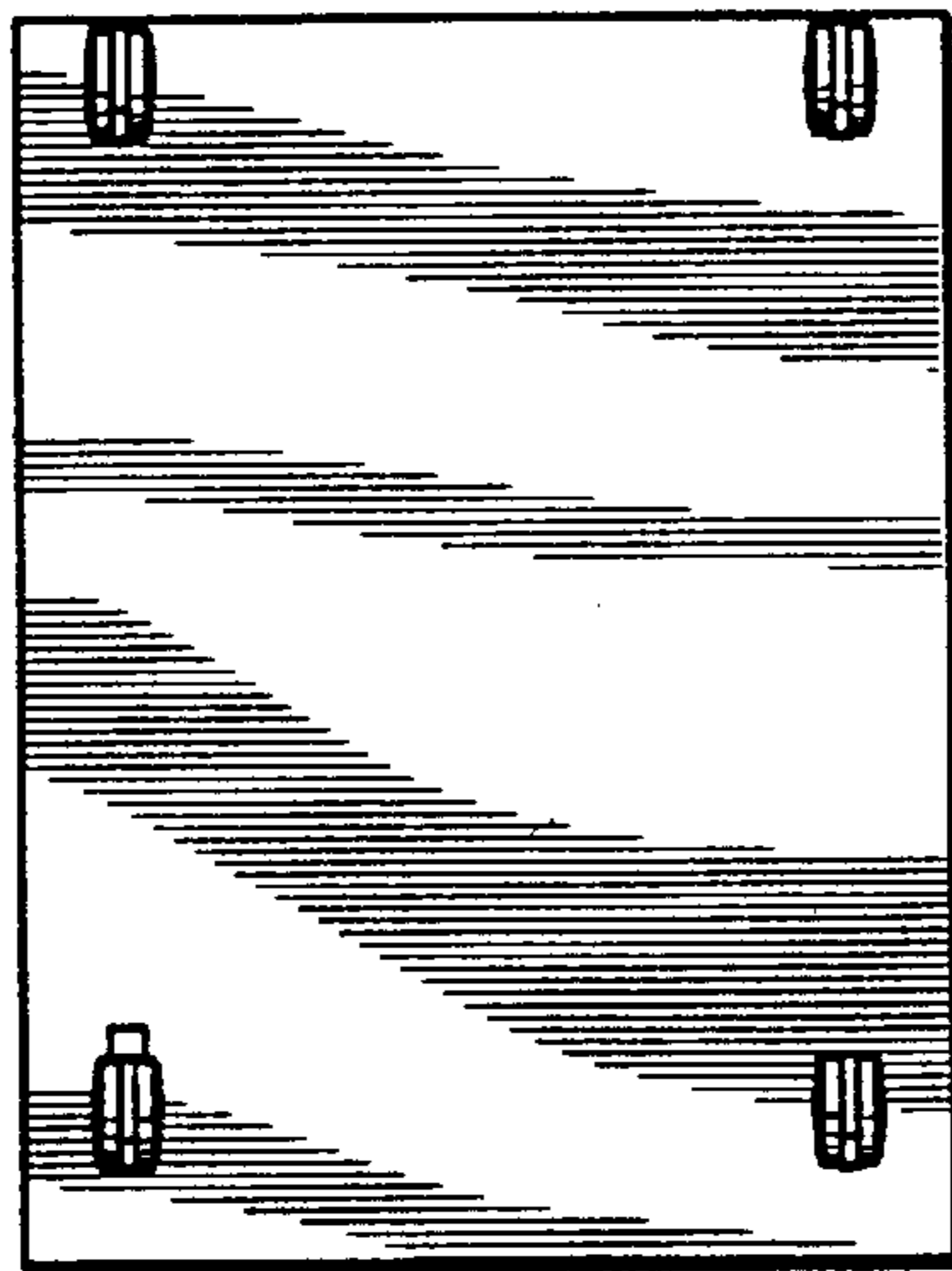


Fig. 6