



US00D436255S

(12) **United States Design Patent**
Colby

(10) **Patent No.:** **US D436,255 S**

(45) **Date of Patent:** **** Jan. 16, 2001**

(54) **PICTURE FRAME**

D. 421,529 * 3/2000 Rowan D6/301

(75) Inventor: **Jane Colby**, 7950 Harcourt Rd.,
Indianapolis, IN (US) 46260

* cited by examiner

(73) Assignee: **Jane Colby**, Indianapolis, IN (US)

Primary Examiner—Janice E. Seeger

(**) Term: **14 Years**

(74) *Attorney, Agent, or Firm*—Ice Miller; Michael E. Kondoudis; Doreen J. Gridley

(21) Appl. No.: **29/123,012**

(57) **CLAIM**

(22) Filed: **May 8, 2000**

The ornamental design for a picture frame, as shown and described.

(51) **LOC (7) Cl.** **06-07**

(52) **U.S. Cl.** **D6/301**

(58) **Field of Search** D6/300–314; 40/711,
40/714–716, 739, 743, 765, 768, 769, 780,
790, 798

DESCRIPTION

(56) **References Cited**

U.S. PATENT DOCUMENTS

D. 211,186 * 5/1968 Smith et al. D6/301
D. 292,651 * 11/1987 Stratton D6/301
D. 332,528 * 1/1993 Neal D6/301
D. 337,208 * 7/1993 Reed D6/301

FIG. 1 is a left perspective view of a picture frame showing my new design;

FIG. 2 is a front view of the picture frame of FIG. 1;


FIG. 3 is a top view of the picture frame of FIG. 1, the bottom view being identical;

FIG. 4 is a left side view of the picture frame of FIG. 1, the right view being identical; and,

FIG. 5 is a back view of the picture frame of FIG. 1.

The broken lines in FIGS. 1–4 represent environmental subject matter and form no part of the claimed design.

1 Claim, 2 Drawing Sheets






FIG. 1

FIG. 2

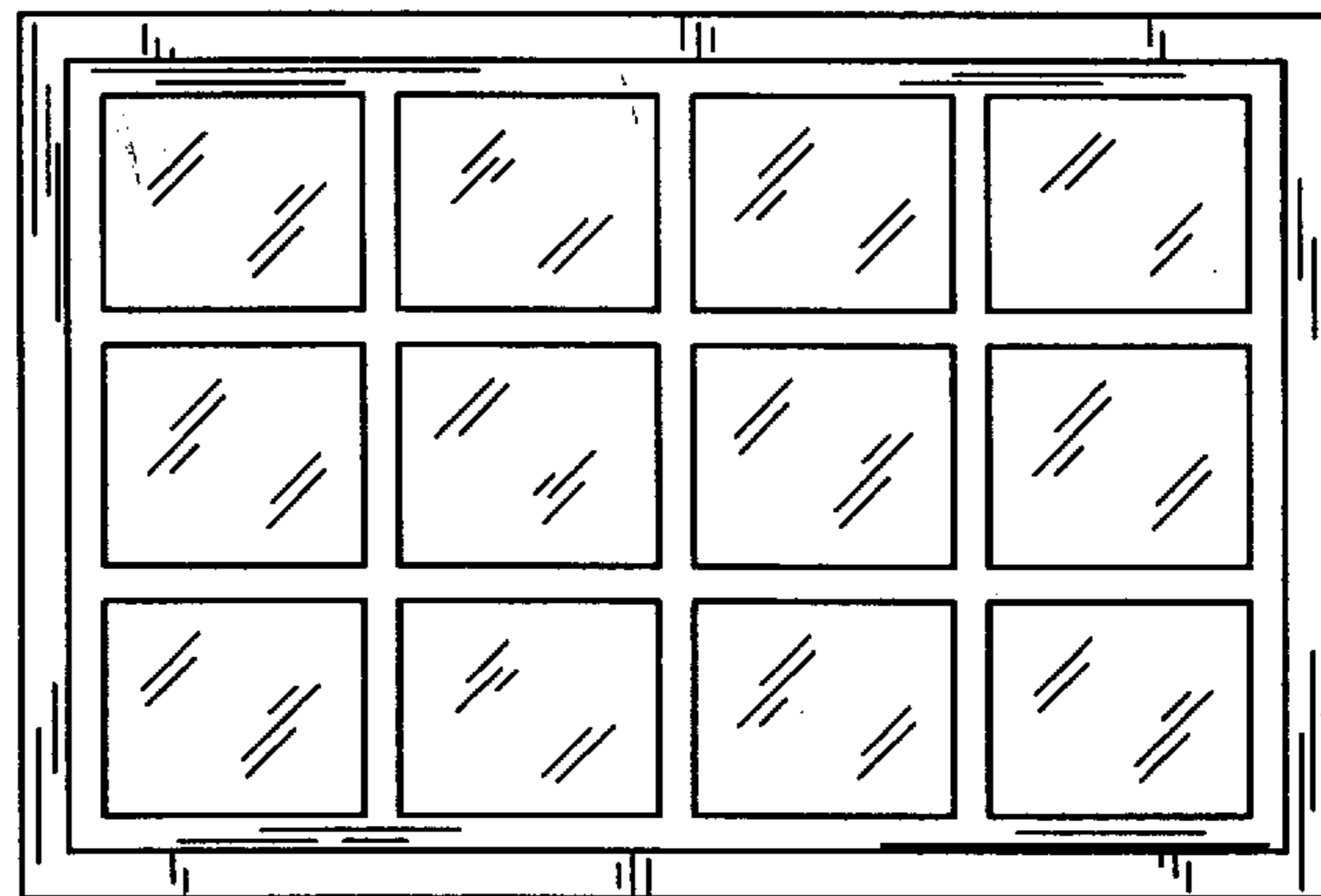


FIG. 3



FIG. 4

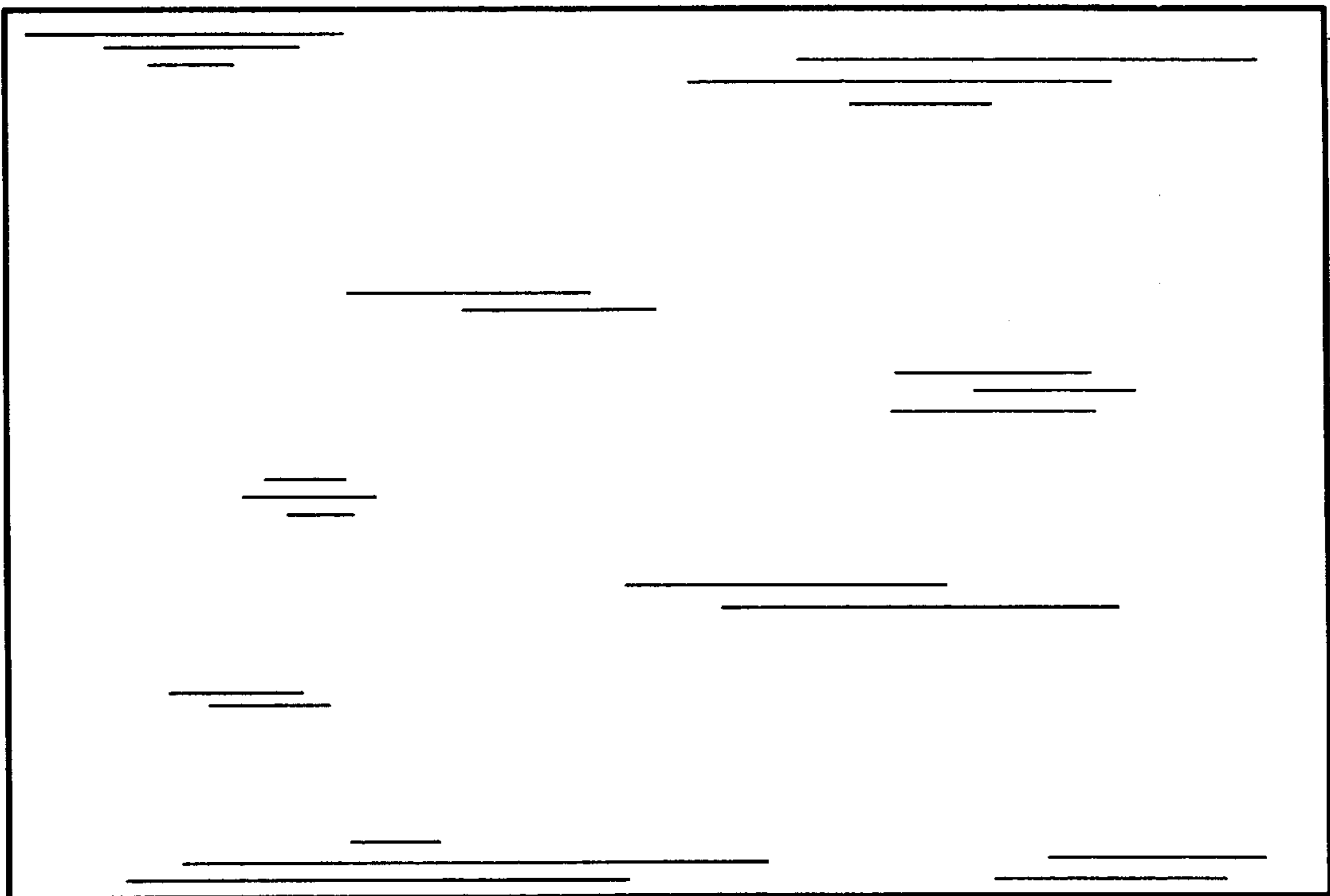


FIG. 5