



US00D436254S

(12) **United States Design Patent**
Kling et al.

(10) **Patent No.:** **US D436,254 S**

(45) **Date of Patent:** **** Jan. 16, 2001**

(54) **TOOTHBRUSH**

(75) Inventors: **Björn Kling; Duy Phong Vu**, both of Frankfurt am Main (DE)

(73) Assignee: **Braun GmbH** (DE)

(**) Term: **14 Years**

(21) Appl. No.: **29/124,577**

(22) Filed: **Jun. 7, 2000**

(30) **Foreign Application Priority Data**

Dec. 10, 1999 (XH) DMA/004725

(51) **LOC (7) Cl.** **04-02**

(52) **U.S. Cl.** **D4/101; D4/111**

(58) **Field of Search** D4/101, 104-112, D4/127, 132, 134, 138; 15/143.1, 167.1, 22.1, 22.2, 28, 29; 132/308, 311; 601/139, 141, 142

(56) **References Cited**

U.S. PATENT DOCUMENTS

- D. 303,876 10/1989 Clemens et al. D4/101
- D. 325,129 4/1992 Ambasz D4/101
- D. 354,168 1/1995 Hartwein D4/108

- D. 370,125 * 5/1996 Craft et al. D4/101
- D. 388,958 1/1998 Hartwein D4/101
- D. 423,224 * 4/2000 Sale et al. D4/101

FOREIGN PATENT DOCUMENTS

- M9007967 12/1990 (DE) .
- M9104820 7/1991 (DE) .

* cited by examiner

Primary Examiner—Alan P. Douglas

Assistant Examiner—Lavone Tabor

(74) *Attorney, Agent, or Firm*—Fish & Richardson P.C.

(57) **CLAIM**

The ornamental design for a toothbrush, as shown and described.

DESCRIPTION

FIG. 1 is a perspective view of a toothbrush from above, showing our design;
 FIG. 2 is a front view of the appliance of FIG. 1;
 FIG. 3 is a right-side view of the appliance of FIG. 2;
 FIG. 4 is a left-side view of the appliance of FIG. 2;
 FIG. 5 is a rear view of the appliance of FIG. 2;
 FIG. 6 is a top plan view of the appliance of FIG. 2; and,
 FIG. 7 is a bottom plan view of the appliance of FIG. 2.

1 Claim, 4 Drawing Sheets





Fig. 1



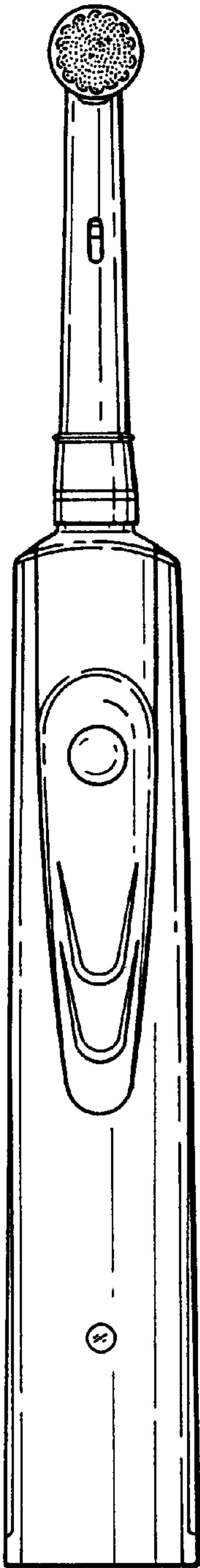


Fig. 2

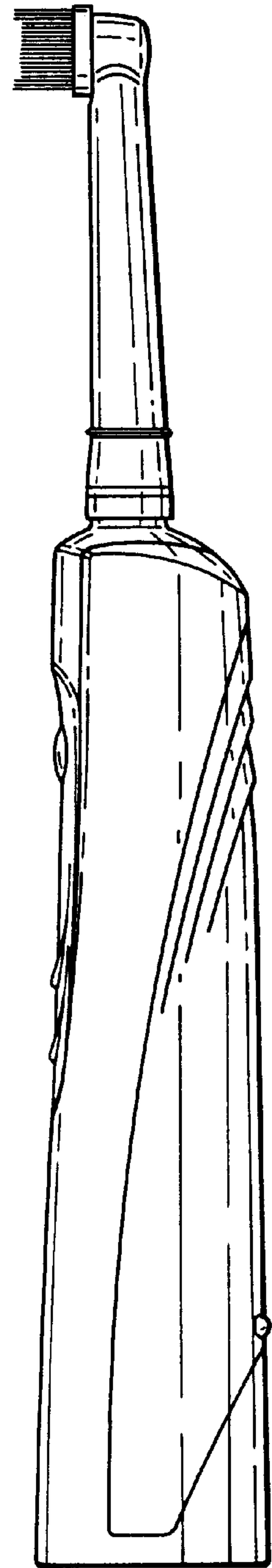


Fig. 3

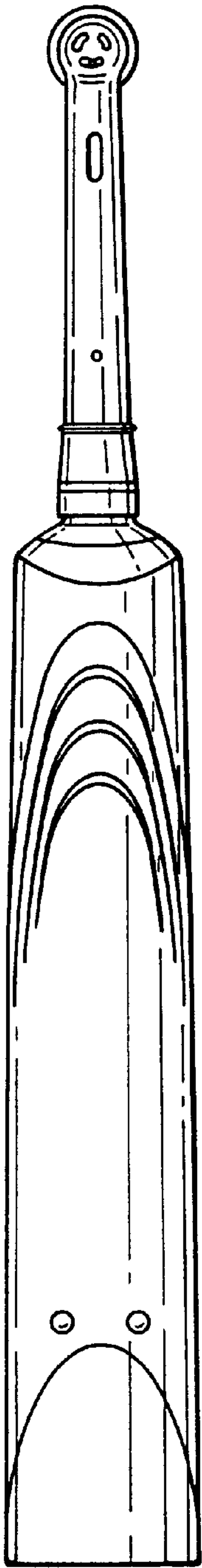


Fig. 5

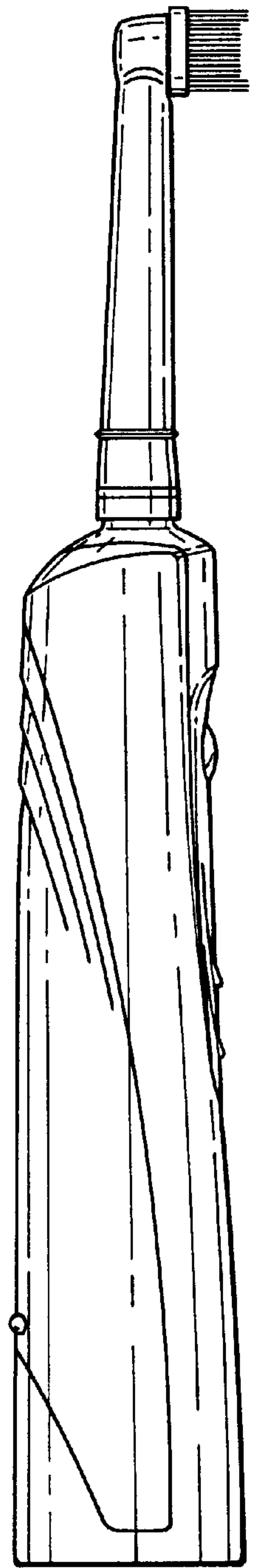


Fig. 4

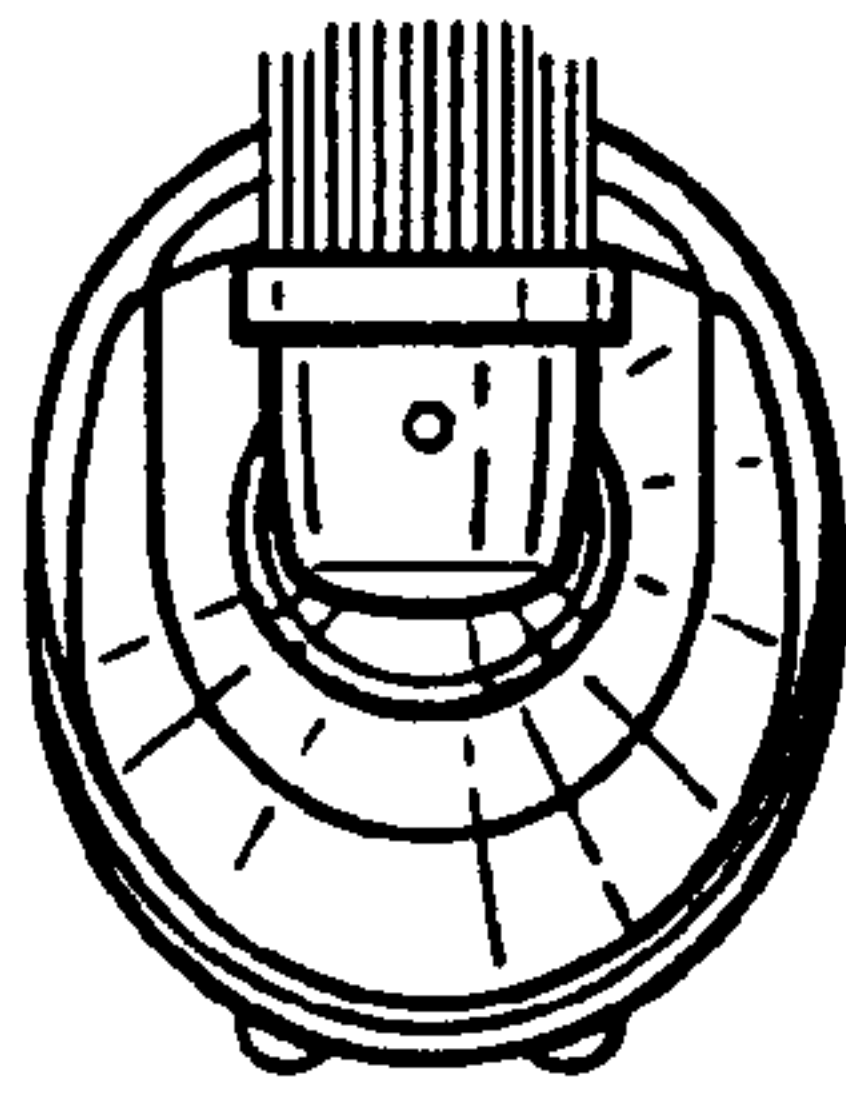


Fig. 6

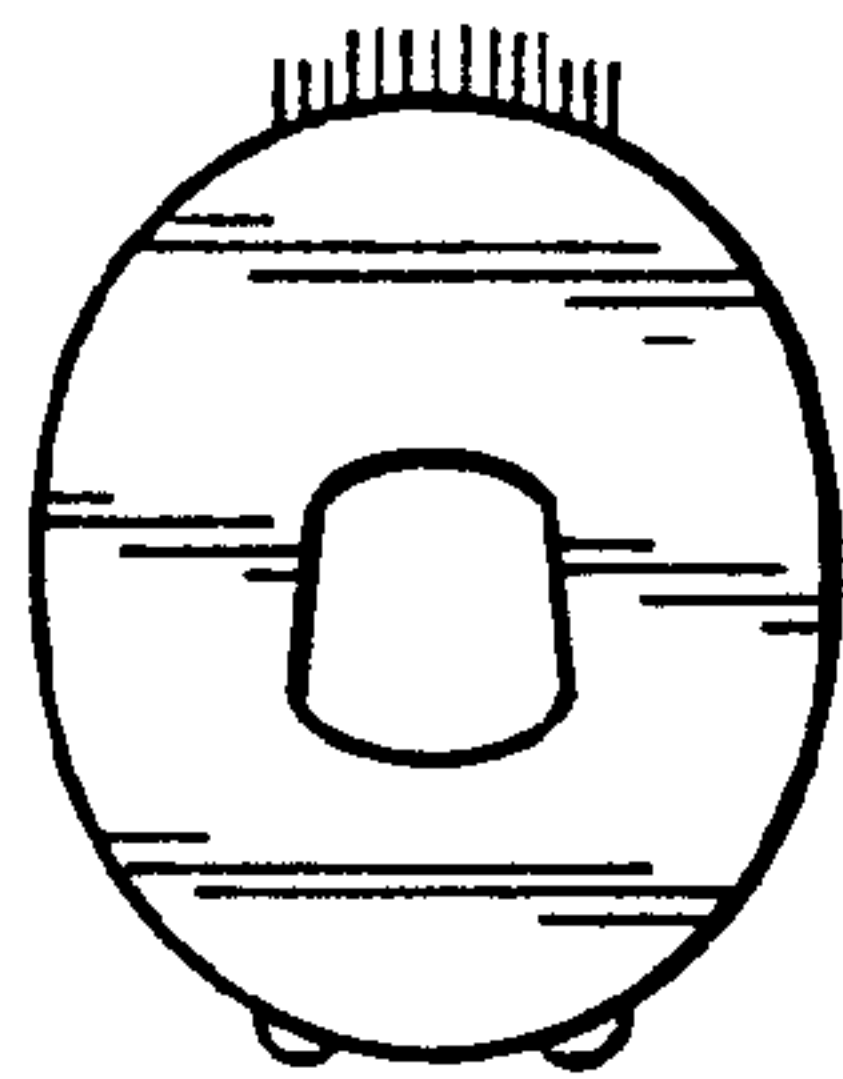


Fig. 7