



US00D436245S

(12) **United States Design Patent**  
**Krussman**

(10) **Patent No.:** **US D436,245 S**

(45) **Date of Patent:** **\*\* Jan. 16, 2001**

(54) **ATHLETIC SHOE COVER**

(76) **Inventor:** **Kevin S Krussman**, 440 Highland,  
Clawson, MI (US) 48017

(\*\*) **Term:** **14 Years**

(21) **Appl. No.:** **29/118,108**

(22) **Filed:** **Feb. 4, 2000**

(51) **LOC (7) Cl.** ..... **02-04**

(52) **U.S. Cl.** ..... **D2/909**

(58) **Field of Search** ..... D2/897, 909, 910,  
D2/969; 36/7.1 R, 7.3

(56) **References Cited**

**U.S. PATENT DOCUMENTS**

D. 339,905	*	10/1993	Bensley	.....	D2/909
D. 353,707	*	12/1994	Puff	.....	D2/909
D. 385,092	*	10/1997	Holden	.....	D2/909
3,858,336	*	1/1975	Brown	.....	36/7.3

**OTHER PUBLICATIONS**

Infant's & Childers Review. p. 59, ad for the VIS-U-FIT  
Size Viewer, Nov. 1963.\*

\* cited by examiner

*Primary Examiner*—Louis S. Zarfes

*Assistant Examiner*—Gregory Andoll

(57) **CLAIM**

The ornamental design for a athletic shoe cover, as shown  
and described.

**DESCRIPTION**

FIG. 1 is a front elevational view of the athletic shoe cover  
of the present invention;

FIG. 2 is a rear elevational view of the athletic shoe cover  
of FIG. 1;

FIG. 3 is a left side elevational view of the athletic shoe  
cover of FIG. 1;

FIG. 4 is a right side elevational view of the athletic shoe  
cover of FIG. 1;

FIG. 5 is a top plan view of the athletic shoe cover of FIG.  
1; and,

FIG. 6 is a bottom plan view of the athletic shoe cover of  
FIG. 1.

The broken lines showing of a shoe in FIG. 1 is for  
illustrative purposes only and form no part of the claimed  
design.

**1 Claim, 3 Drawing Sheets**




FIG. 1




FIG. 6

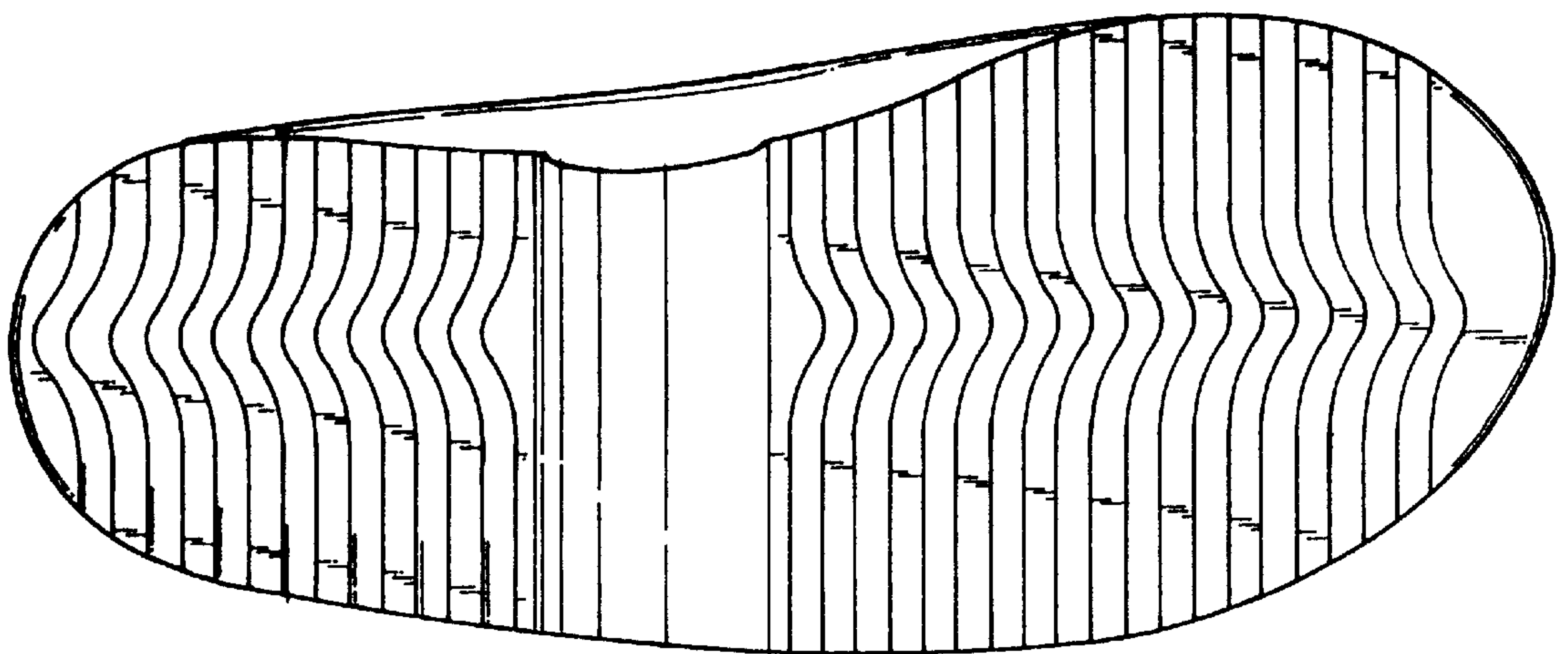


FIG. 2

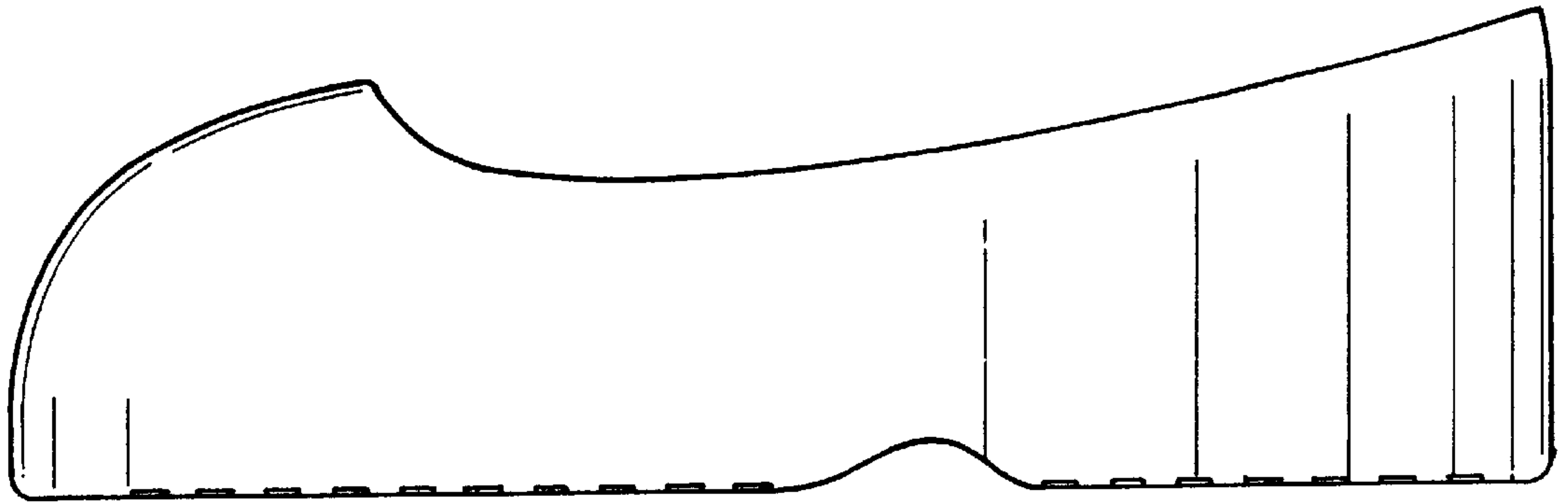
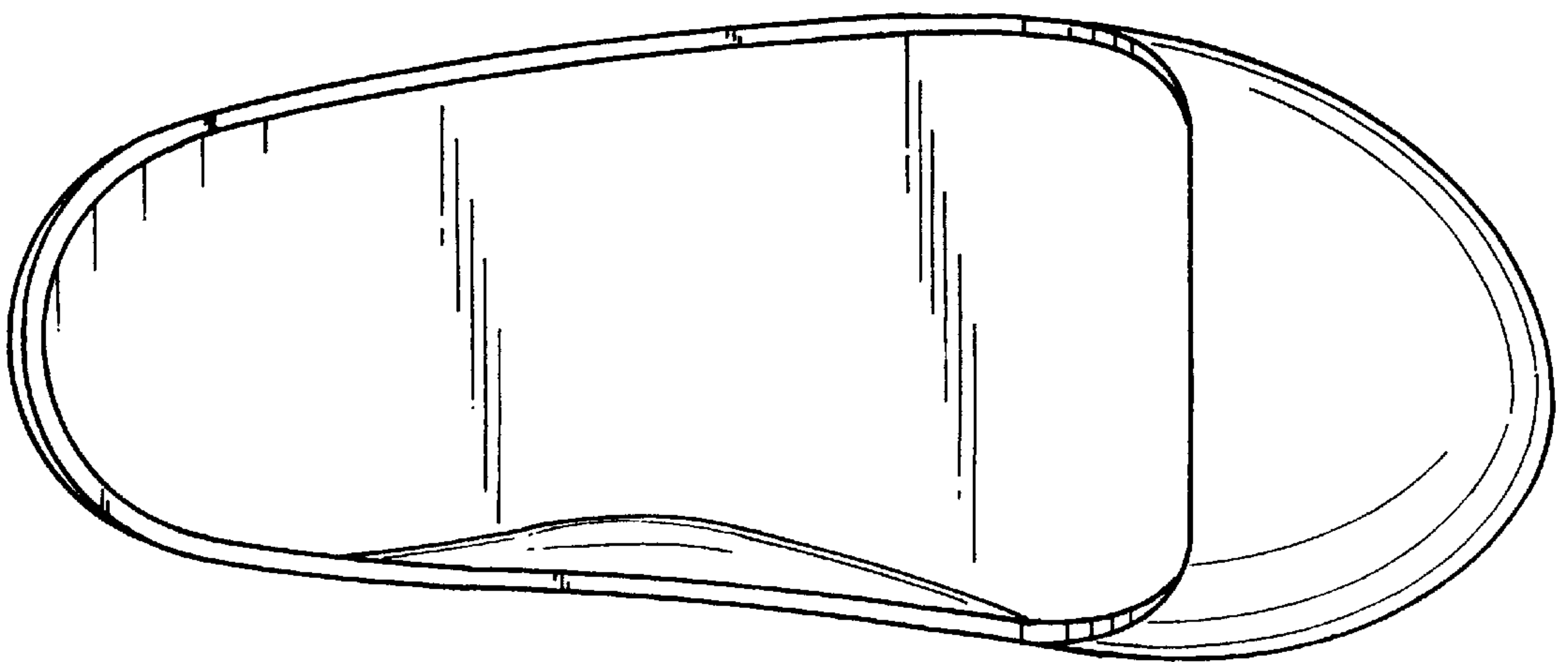


FIG. 5



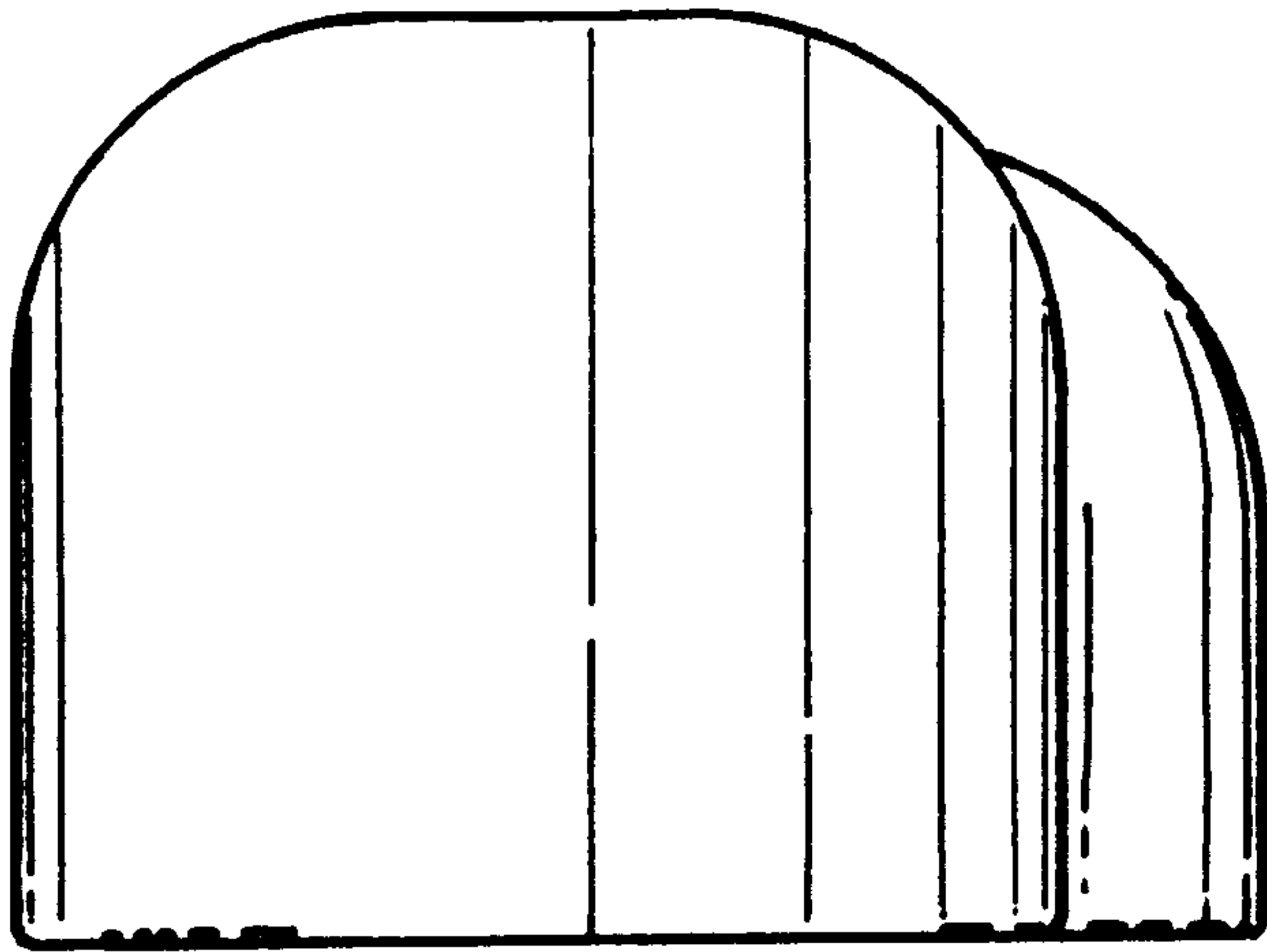


FIG. 3

FIG. 4

