



US00D436239S

(12) **United States Design Patent**
Walsh

(10) **Patent No.:** **US D436,239 S**

(45) **Date of Patent:** **** Jan. 9, 2001**

(54) **MESH CART**

(75) Inventor: **Jason Walsh**, Springfield, IL (US)

(73) Assignee: **Design Ideas, Ltd.**, Springfield, IL (US)

(**) Term: **14 Years**

(21) Appl. No.: **29/120,690**

(22) Filed: **Mar. 23, 2000**

(51) **LOC (7) Cl.** **12-02**

(52) **U.S. Cl.** **D34/21; D34/17**

(58) **Field of Search** D34/12-27; 280/79.11,
280/79.3, 79.2, 47.34; D6/465; 211/188,
134

(56) **References Cited**

U.S. PATENT DOCUMENTS

- D. 207,308 * 4/1967 Bell D34/21
- D. 303,444 * 9/1989 Yoshikawa D34/21
- D. 411,045 * 6/1999 Morandi D34/21
- D. 419,302 1/2000 Hardy et al. D3/306
- D. 430,375 * 8/2000 Tezak D34/21

OTHER PUBLICATIONS

Design Ideas Catalog, Holiday 1997, pp. 62 and 63.
Design Ideas Catalog, 1998, pp. 61 and 69.

* cited by examiner

Primary Examiner—Kay H. Chin

(74) *Attorney, Agent, or Firm*—SAIDMAN DesignLaw Group

(57) **CLAIM**

The ornamental design for a mesh cart, as shown and described.

DESCRIPTION

FIG. 1 is a perspective view of a mesh cart showing my new design;

FIG. 2 is a front view thereof, the rear view being a mirror image;

FIG. 3 is a left side view thereof, the right side view being identical;

FIG. 4 is a top view thereof;

FIG. 5 is a bottom view thereof; and,

FIG. 6 is a perspective view of a second embodiment of my new design.

The bottom view is omitted and forms no part of my claimed design.

1 Claim, 6 Drawing Sheets

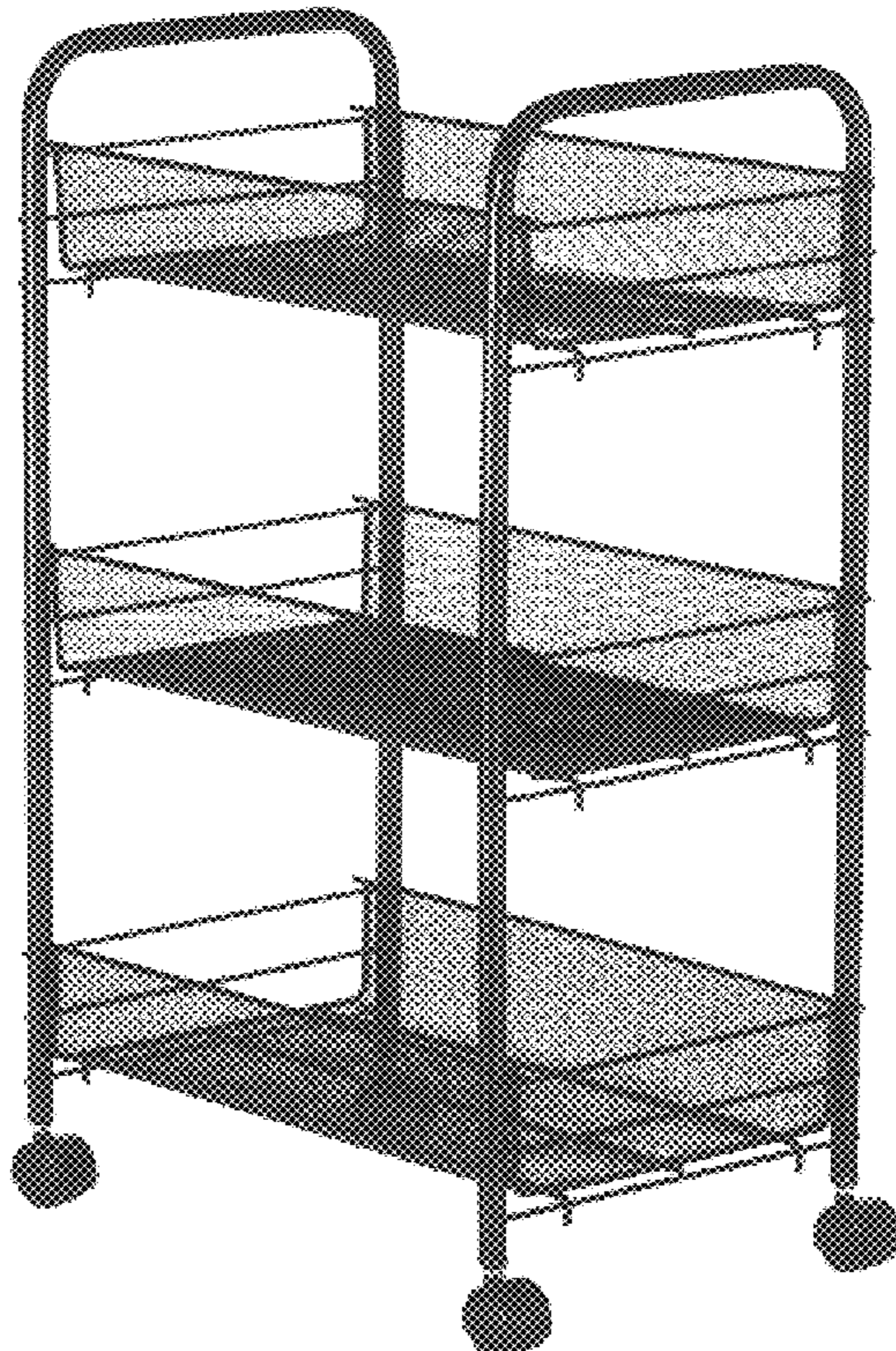




FIG. 1




FIG. 2

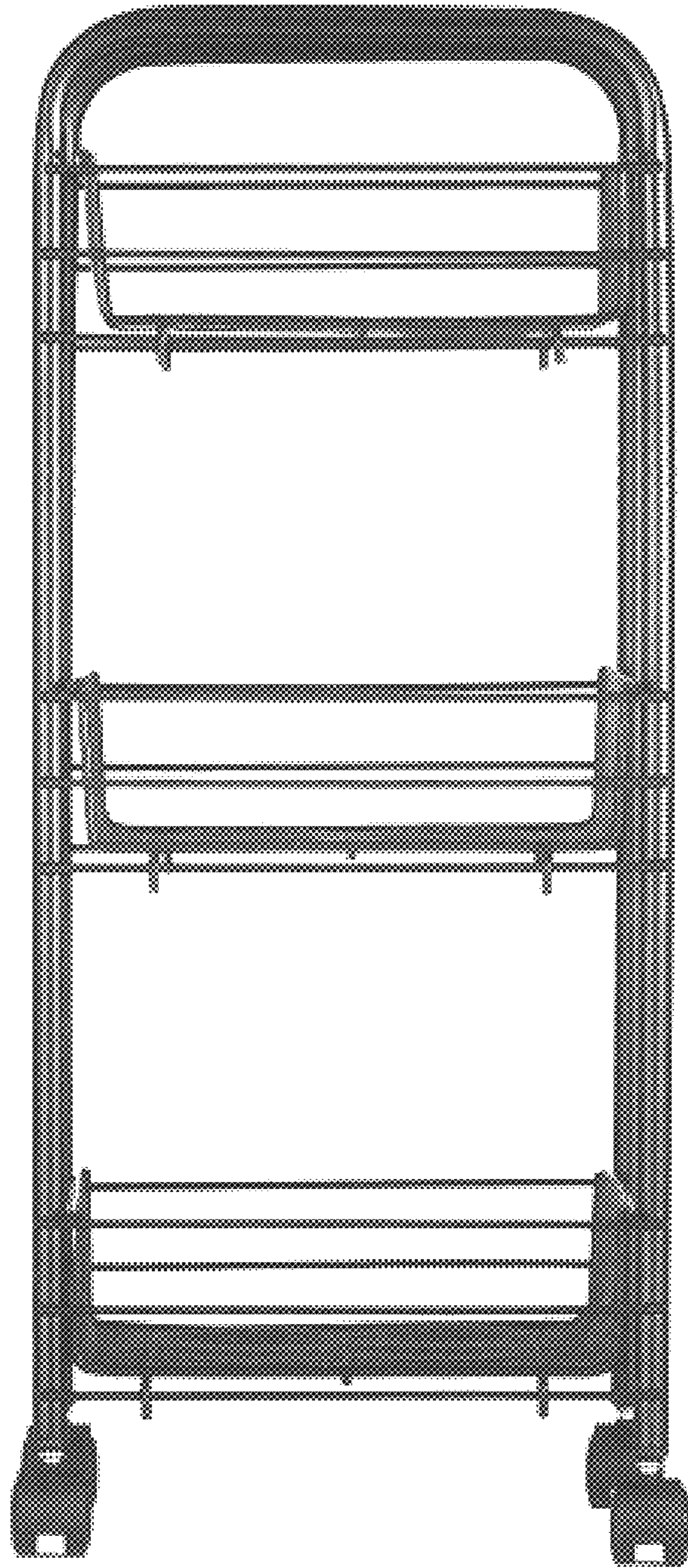


FIG. 3




FIG. 4




FIG. 5



FIG. 6