



US00D436237S

(12) **United States Design Patent**  
**Mosley et al.**

(10) **Patent No.:** **US D436,237 S**

(45) **Date of Patent:** **\*\* Jan. 9, 2001**

(54) **OIL WELL CASING BRUSH TOOL**

(76) Inventors: **Terry Ray Mosley**, P.O. Box 9691,  
New Iberia, LA (US) 70562-9691; **Roy**  
**H. Matthews**, P.O. Drawer 13560, New  
Iberia, LA (US) 70562-3560

5,570,742 11/1996 Reynolds et al. .  
5,711,046 1/1998 Potter .  
5,819,353 \* 10/1998 Armell ..... 15/104.16  
5,829,521 11/1998 Brown, Jr. .  
5,947,203 9/1999 Brown, Jr. .

**FOREIGN PATENT DOCUMENTS**

2195378 4/1998 (GB) .  
WO 94/29569 12/1994 (WO) .

\* cited by examiner

*Primary Examiner*—Mitchell Siegel  
(74) *Attorney, Agent, or Firm*—Richard C. Litman

(\*\*) **Term:** **14 Years**

(21) **Appl. No.:** **29/119,974**

(22) **Filed:** **Mar. 14, 2000**

(51) **LOC (7) Cl.** ..... **15-05**

(52) **U.S. Cl.** ..... **D32/14**

(58) **Field of Search** ..... D32/14; 15/104.16,  
15/104.09, 104.2, 104.095, 104.066, 104.067,  
104.19; 166/173, 170

(57) **CLAIM**

The ornamental design for a oil well casing brush tool, as shown and described.

(56) **References Cited**

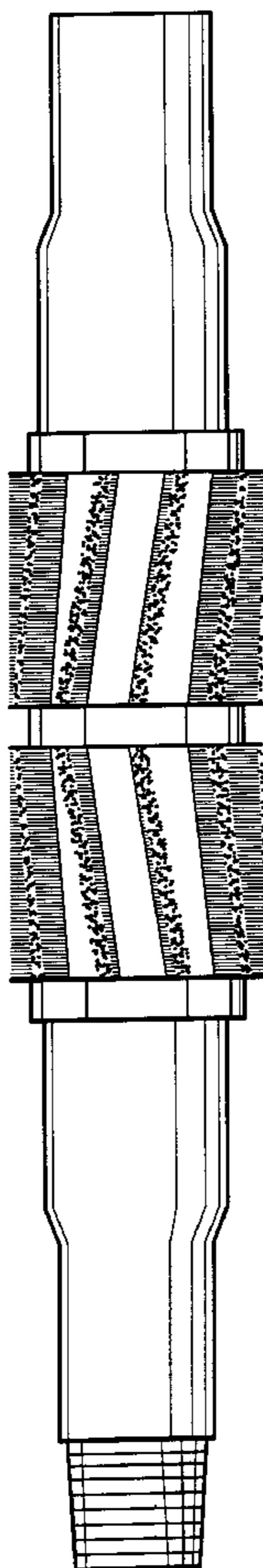
**U.S. PATENT DOCUMENTS**

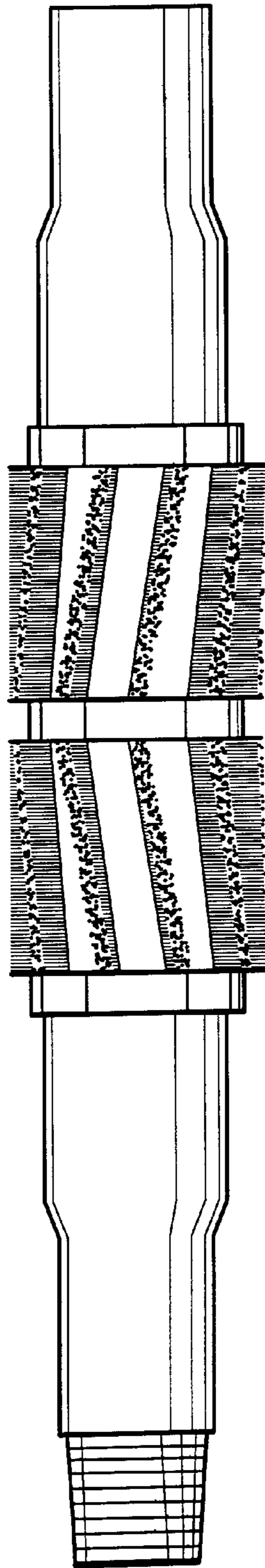
3,032,114 \* 5/1962 Best ..... 166/173  
3,827,492 8/1974 Hammon et al. .  
4,438,812 3/1984 Hammon .  
4,501,322 2/1985 Martin .  
5,002,139 3/1991 Haussmann et al. .

**DESCRIPTION**

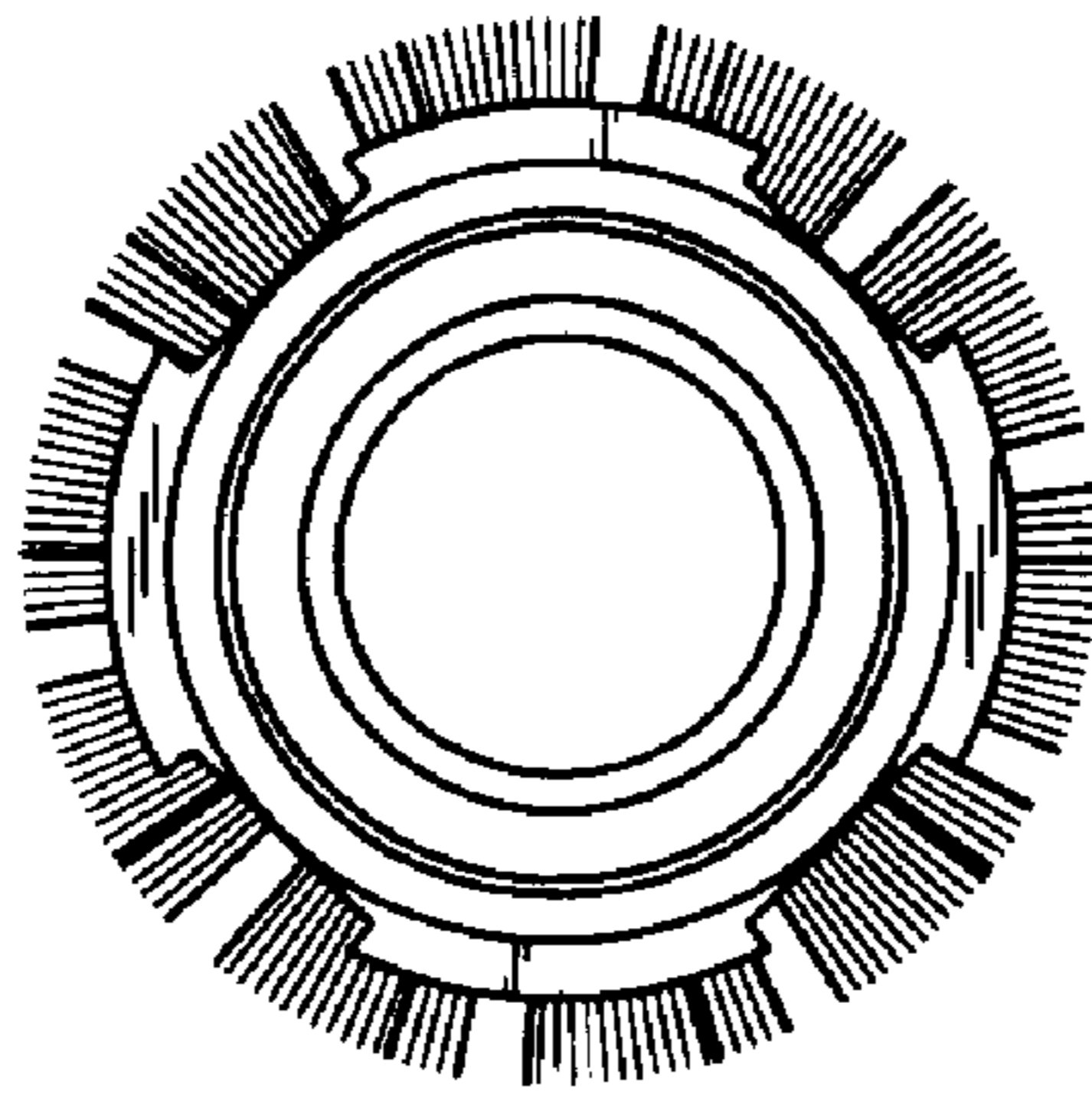
FIG. 1 is a front elevational view, with the rear, right, and left views being mirror images, showing our new design;  
FIG. 2 is a bottom plan view thereof; and,  
FIG. 3 is a top plan view thereof.

**1 Claim, 2 Drawing Sheets**

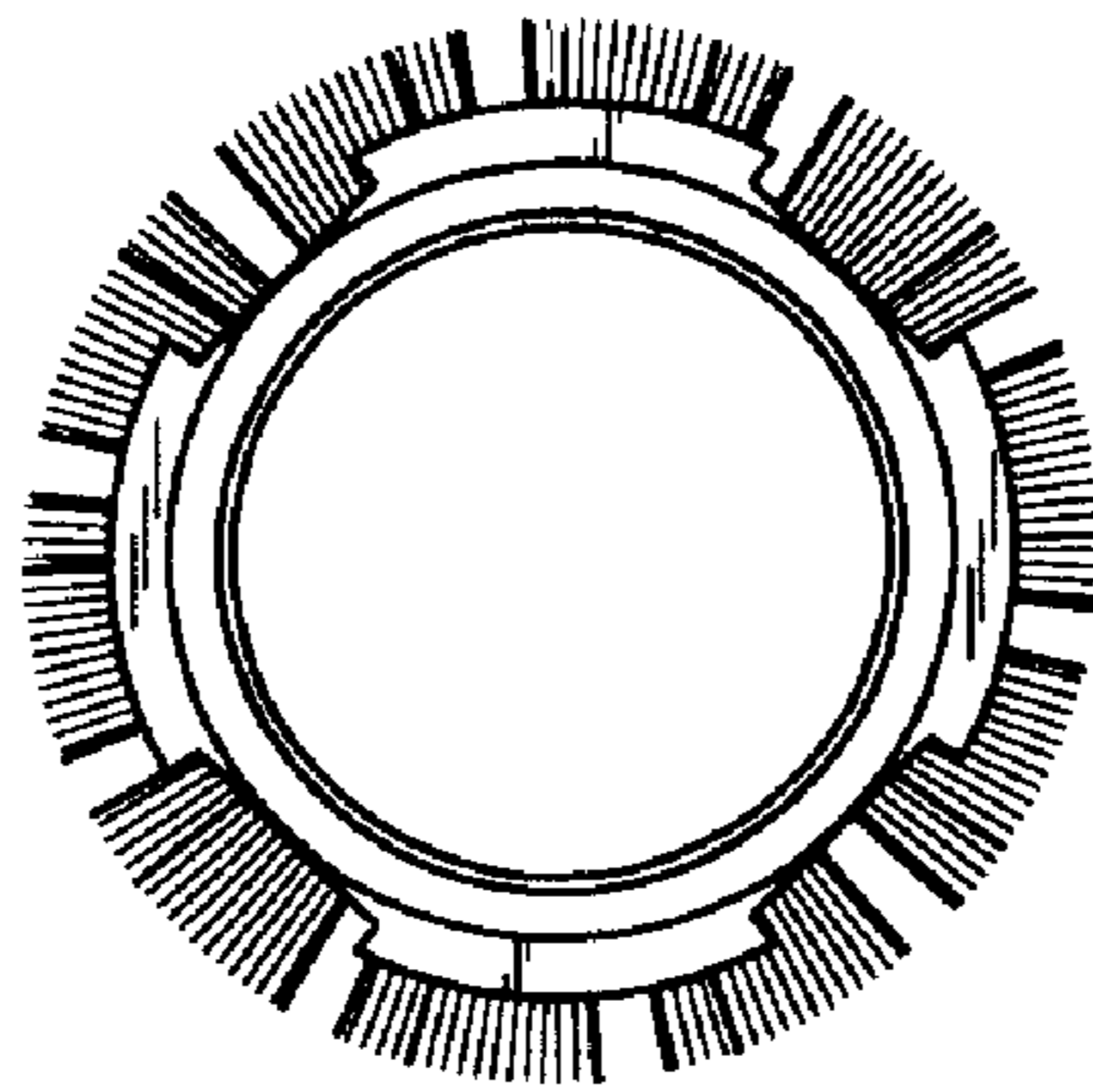




*Fig. 1*



*Fig. 2*



*Fig. 3*