



US00D436232S

(12) **United States Design Patent**  
**Denham et al.**

(10) **Patent No.:** **US D436,232 S**

(45) **Date of Patent:** **\*\* Jan. 9, 2001**

(54) **CONTAINER**

D. 416,355 \* 11/1999 Lerolle ..... D28/76

(75) Inventors: **Jonathan George Denham**, Cincinnati, OH (US); **John Edward Sheppard**, Market Harborough; **Richard John Stevens**, Kilburn, both of (GB)

\* cited by examiner

*Primary Examiner*—Paula A. Mortimer  
(74) *Attorney, Agent, or Firm*—Jack L. Oney, Jr.

(73) Assignee: **The Procter & Gamble Company**, Cincinnati, OH (US)

(57) **CLAIM**

The ornamental design for a container, as shown and described.

(\*\*) Term: **14 Years**

**DESCRIPTION**

(21) Appl. No.: **29/121,760**

FIG. 1 is a top view of a container, embodying our new design;

(22) Filed: **Apr. 12, 2000**

FIG. 2 is a bottom view thereof;

(51) **LOC (7) Cl.** ..... **28-03**

FIG. 3 is a perspective view thereof;

(52) **U.S. Cl.** ..... **D28/76; D28/7**

FIG. 4 is a left side elevational view thereof; the right side elevational view thereof being a mirror image;

(58) **Field of Search** ..... D28/7, 76, 85,

FIG. 5 is a rear elevational view thereof;

D28/89; 132/218, 320; D9/338, 529, 560;

FIG. 6 is a front elevational view thereof;

206/235, 385, 581, 823; D19/57; 401/28,

FIG. 7 is a perspective view of an alternative embodiment of the container design;

88, 98

FIG. 8 is a right side elevational view thereof; the left side elevational view thereof being a mirror image; and

(56) **References Cited**

**U.S. PATENT DOCUMENTS**

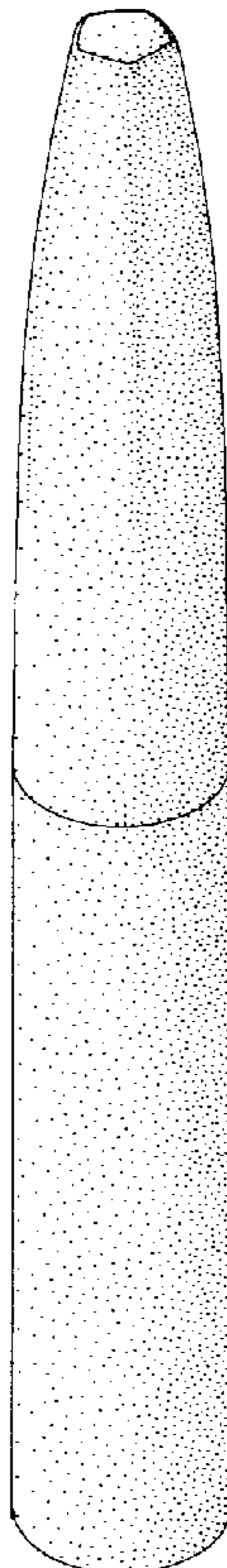
- D. 271,337 \* 11/1983 Holloway ..... D28/85
- D. 289,088 \* 3/1987 Jankewitz ..... D28/7
- D. 293,835 \* 1/1988 White et al. .... D28/76 X
- D. 353,333 \* 12/1994 McIlvain ..... D9/529
- D. 387,382 \* 12/1997 Nyambi et al. .... D19/57
- D. 406,921 \* 3/1999 Roeder ..... D28/7

FIG. 9 is a front elevational view thereof; and,

FIG. 10 is a rear elevational view thereof.

The top view and bottom view of the alternative embodiment are the same as the first embodiment's top view and bottom view as depicted in FIG. 1 and FIG. 2, respectively.

**1 Claim, 2 Drawing Sheets**



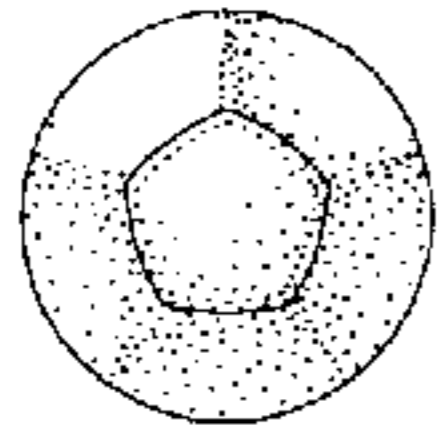


Fig. 1

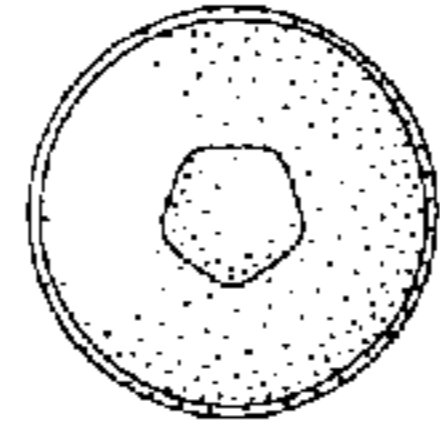


Fig. 2

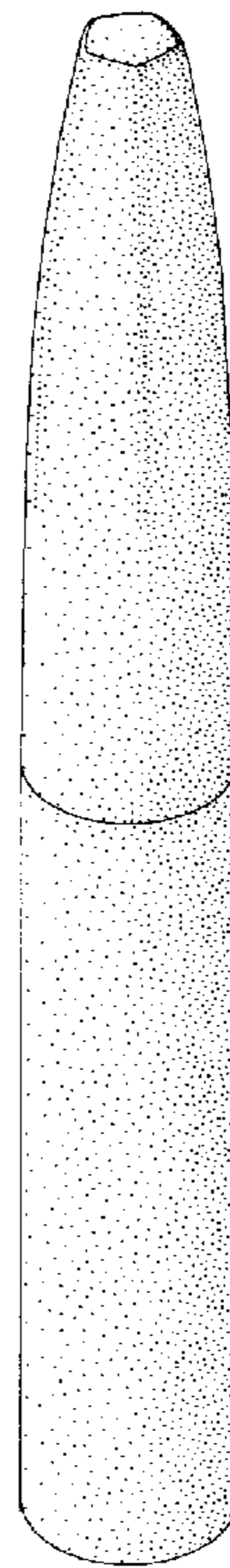


Fig. 3

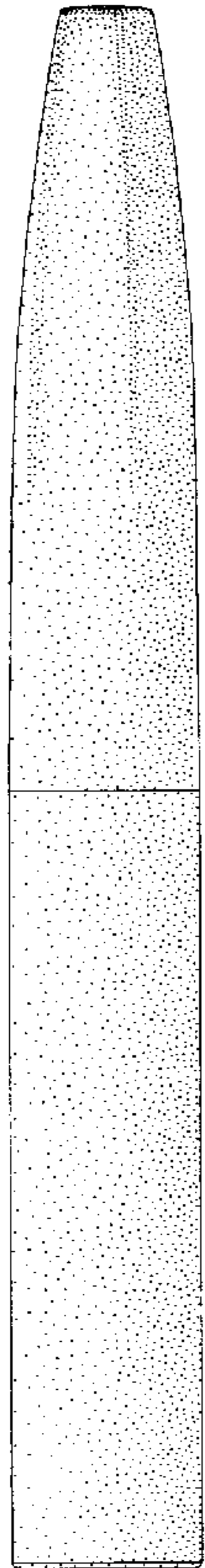


Fig. 4

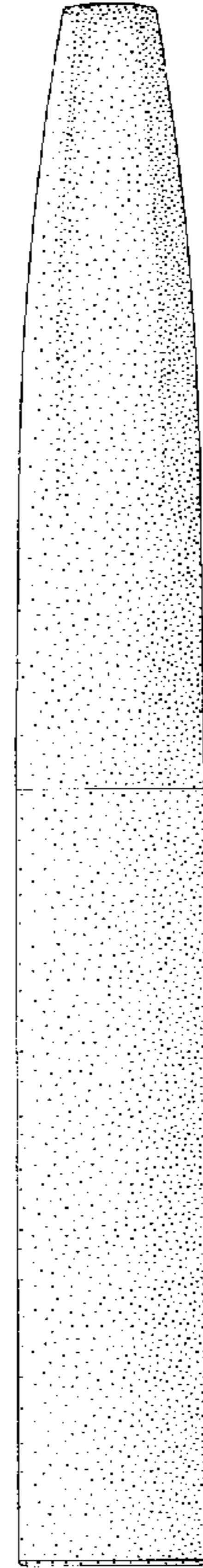


Fig. 5

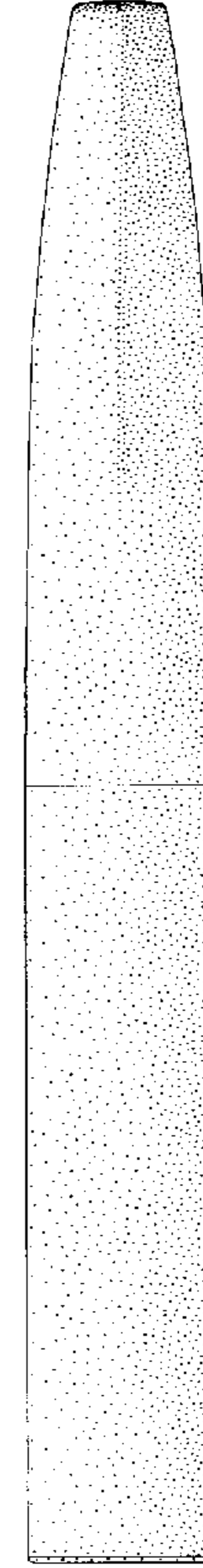


Fig. 6

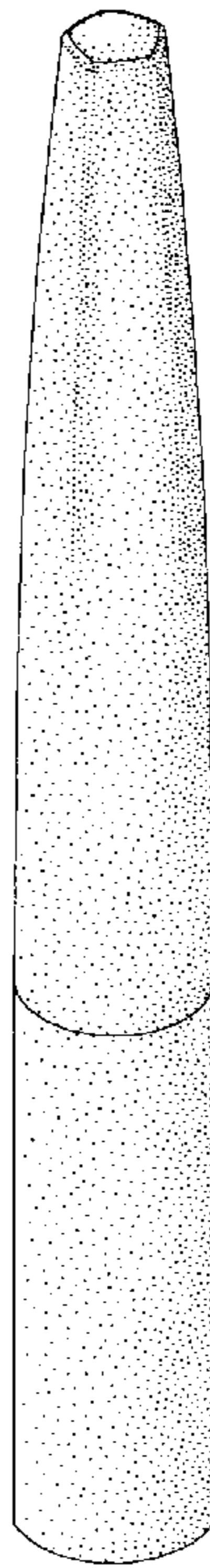


Fig. 7

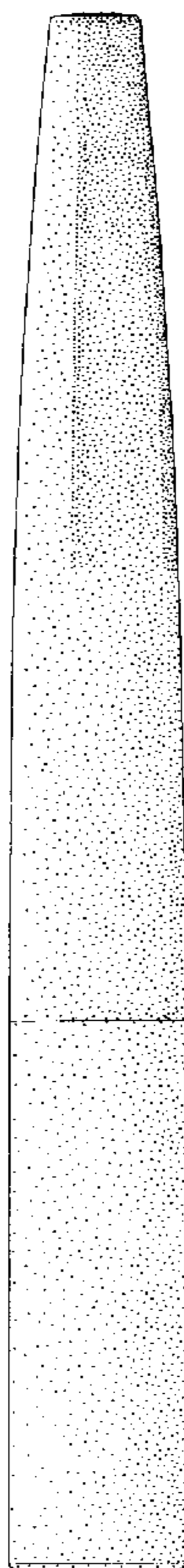


Fig. 8



Fig. 9

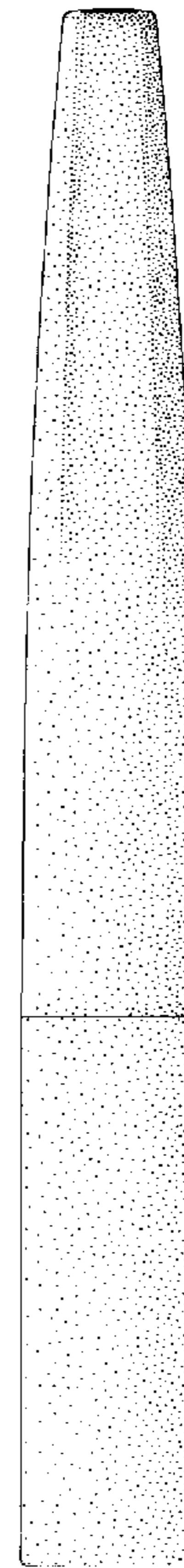


Fig. 10