



US00D436220S

(12) **United States Design Patent**  
**Hidalgo**

(10) **Patent No.:** **US D436,220 S**

(45) **Date of Patent:** **\*\* Jan. 9, 2001**

(54) **LAMP HOUSING CROWN**

5,588,744 \* 12/1996 Lucas et al. .... 362/806

(75) Inventor: **Rolando Hidalgo**, Orange, CA (US)

\* cited by examiner

(73) Assignee: **Minka Lighting, Inc.**, Corona, CA (US)

*Primary Examiner*—Alan P. Douglas

*Assistant Examiner*—Linda Brooks

(74) *Attorney, Agent, or Firm*—Jenkins & Gilchrist, P.C.

(\*\*) Term: **14 Years**

(57) **CLAIM**

(21) Appl. No.: **29/115,937**

The ornamental design for a lamp housing crown, as shown and described.

(22) Filed: **Dec. 22, 1999**

(51) **LOC (7) Cl.** ..... **26-99**

(52) **U.S. Cl.** ..... **D26/152**

(58) **Field of Search** ..... D26/72, 80-87,  
D26/92, 129, 138, 145, 152-155; 362/404-408,  
147, 457, 431, 432

**DESCRIPTION**

FIG. 1 is a right side elevational view of the lamp housing crown in accordance with the design, illustrated in the environment of a lamp, the left side, front side, and rear side being an identical image thereto; and, FIG. 2 is a top plan view of the lamp housing crown in accordance with the design.

The bottom surfaces and interior walls of the lamp housing crown being flat and unadorned.

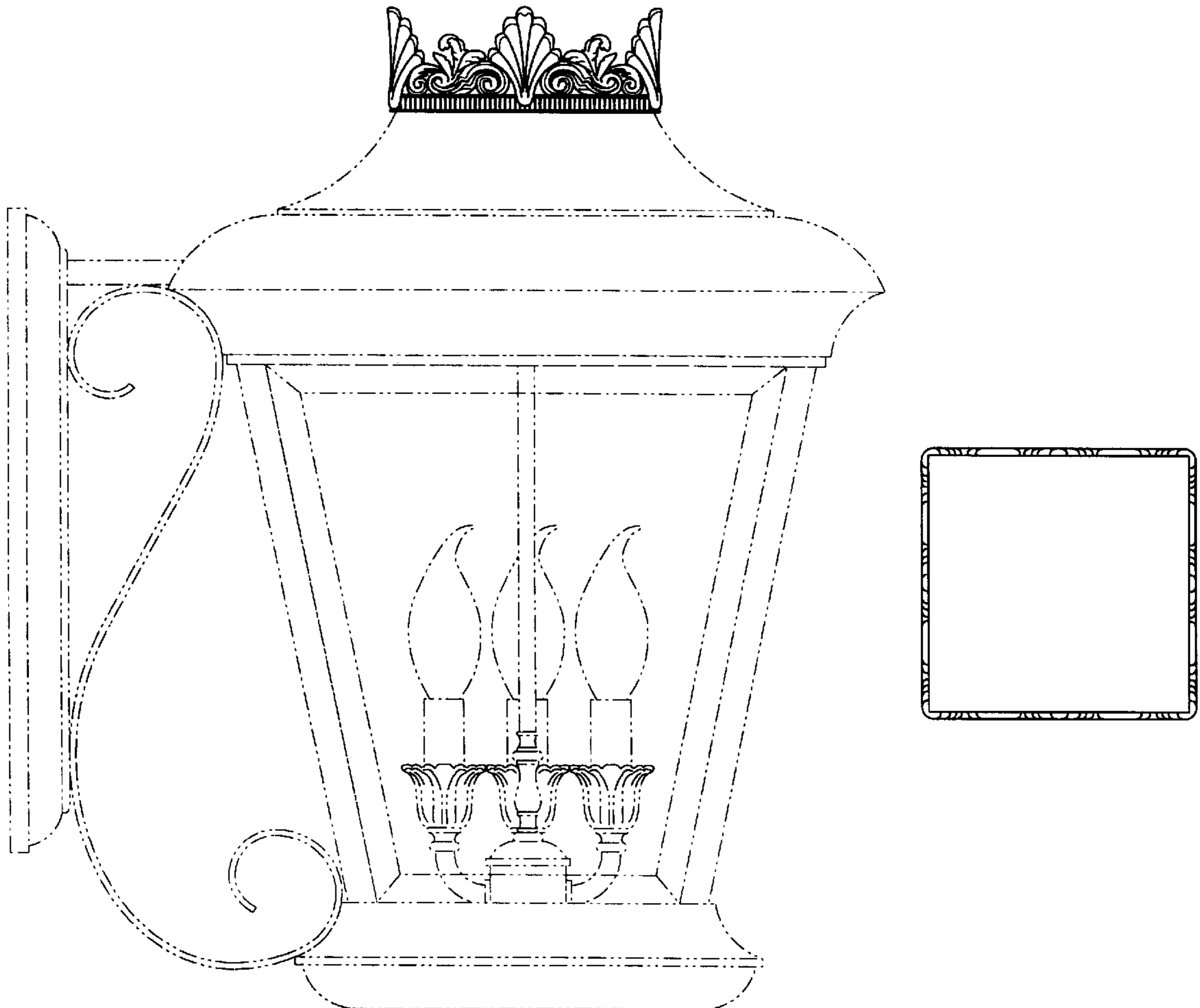
The broken lines show the environment in which the article is used and are not considered part of the design claimed.


(56) **References Cited**

**U.S. PATENT DOCUMENTS**

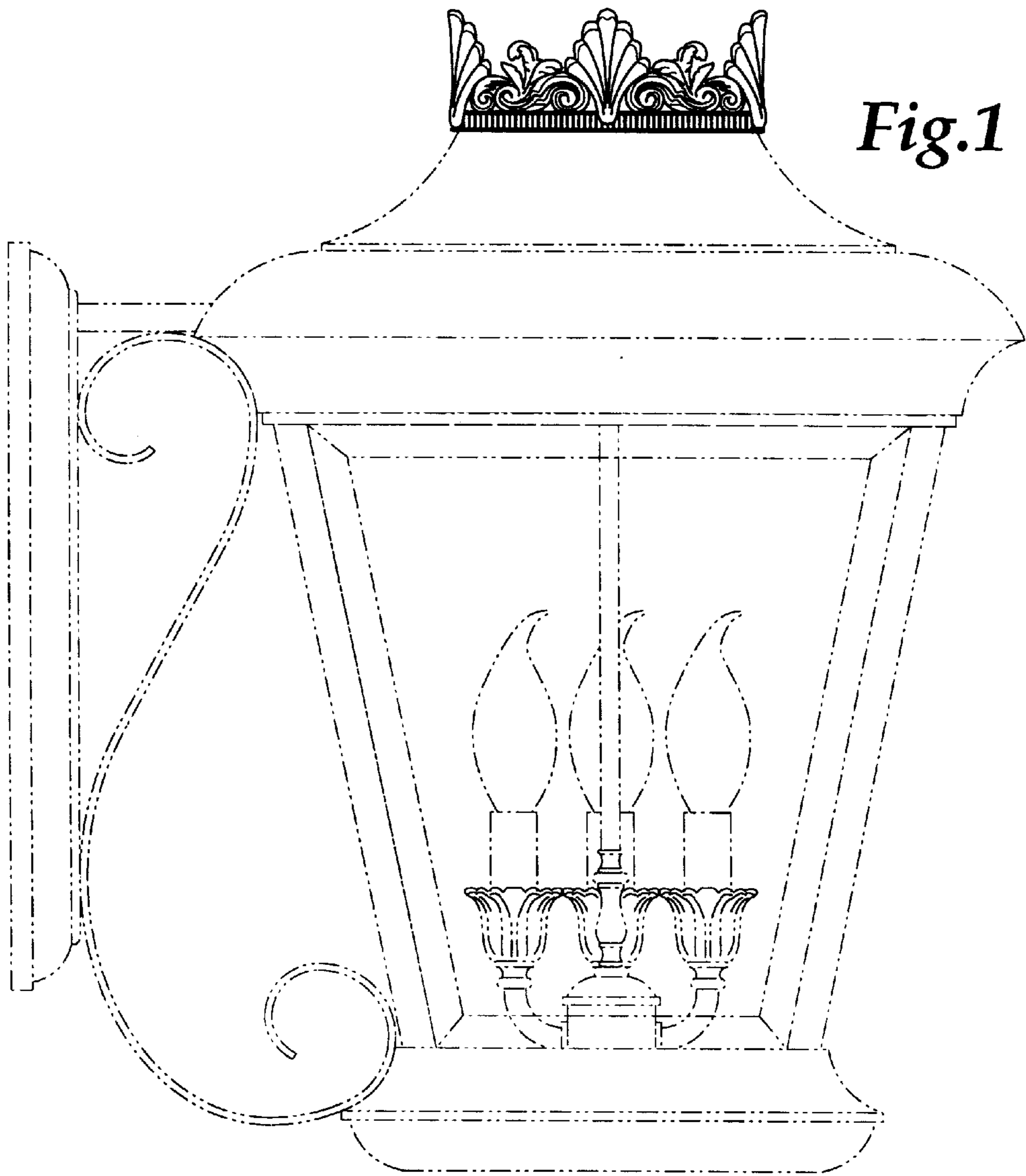
- D. 42,572 \* 6/1912 Bryce ..... D26/149
- D. 48,481 \* 2/1916 Ansorge ..... D26/148
- D. 65,065 \* 7/1924 Klein ..... D26/80
- D. 79,158 \* 8/1929 Melaun ..... D26/149

**1 Claim, 1 Drawing Sheet**





*Fig.2*



*Fig.1*