



US00D436207S

(12) **United States Design Patent**
Pham

(10) **Patent No.:** **US D436,207 S**

(45) **Date of Patent:** **** Jan. 9, 2001**

(54) **LAMP**

(75) Inventor: **David Pham**, Monrovia, CA (US)

(73) Assignee: **Minka Lighting, Inc.**, Corona, CA (US)

(**) Term: **14 Years**

(21) Appl. No.: **29/104,806**

(22) Filed: **May 12, 1999**

(51) **LOC (7) Cl.** **26-05**

(52) **U.S. Cl.** **D26/72**

(58) **Field of Search** D26/72, 80-92,
D26/67-70; 362/147, 431, 404-408, 367,
432

(56) **References Cited**

U.S. PATENT DOCUMENTS

D. 419,256 * 1/2000 Meck et al. D26/67

OTHER PUBLICATIONS

Home Lighting and Accessories, Mar. 1995, p. 44, Quorum International lantern.*

* cited by examiner

Primary Examiner—Susan J. Lucas

(74) *Attorney, Agent, or Firm*—Jenkins & Gilchrist, P.C.

(57) **CLAIM**

The ornamental design for the lamp, as shown and described.

DESCRIPTION

FIG. 1 is a perspective view of a lamp in accordance with my design;

FIG. 2 is a top plan view of the lamp in accordance with my design;


FIG. 3 is a rear elevational view of the lamp in accordance with my design; and

FIG. 4 is a left side elevational view of the lamp in accordance with my design, the right side being a mirror image thereof; and,

FIG. 5 is a bottom plan view of the lamp in accordance with my design.

The broken lines show the environment in which the article is used and are not considered part of the design claimed.

1 Claim, 2 Drawing Sheets






Fig.1

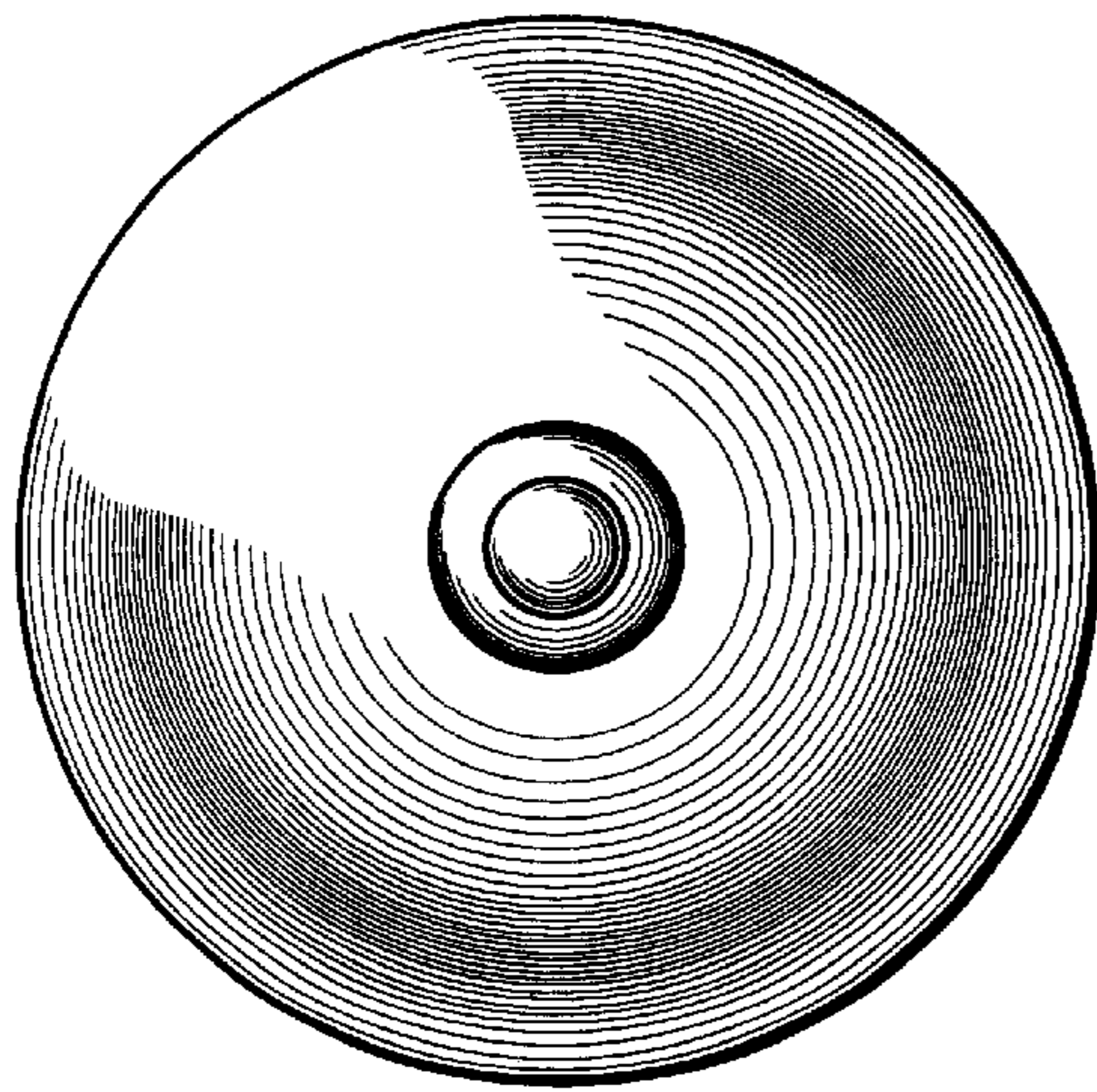


Fig.2

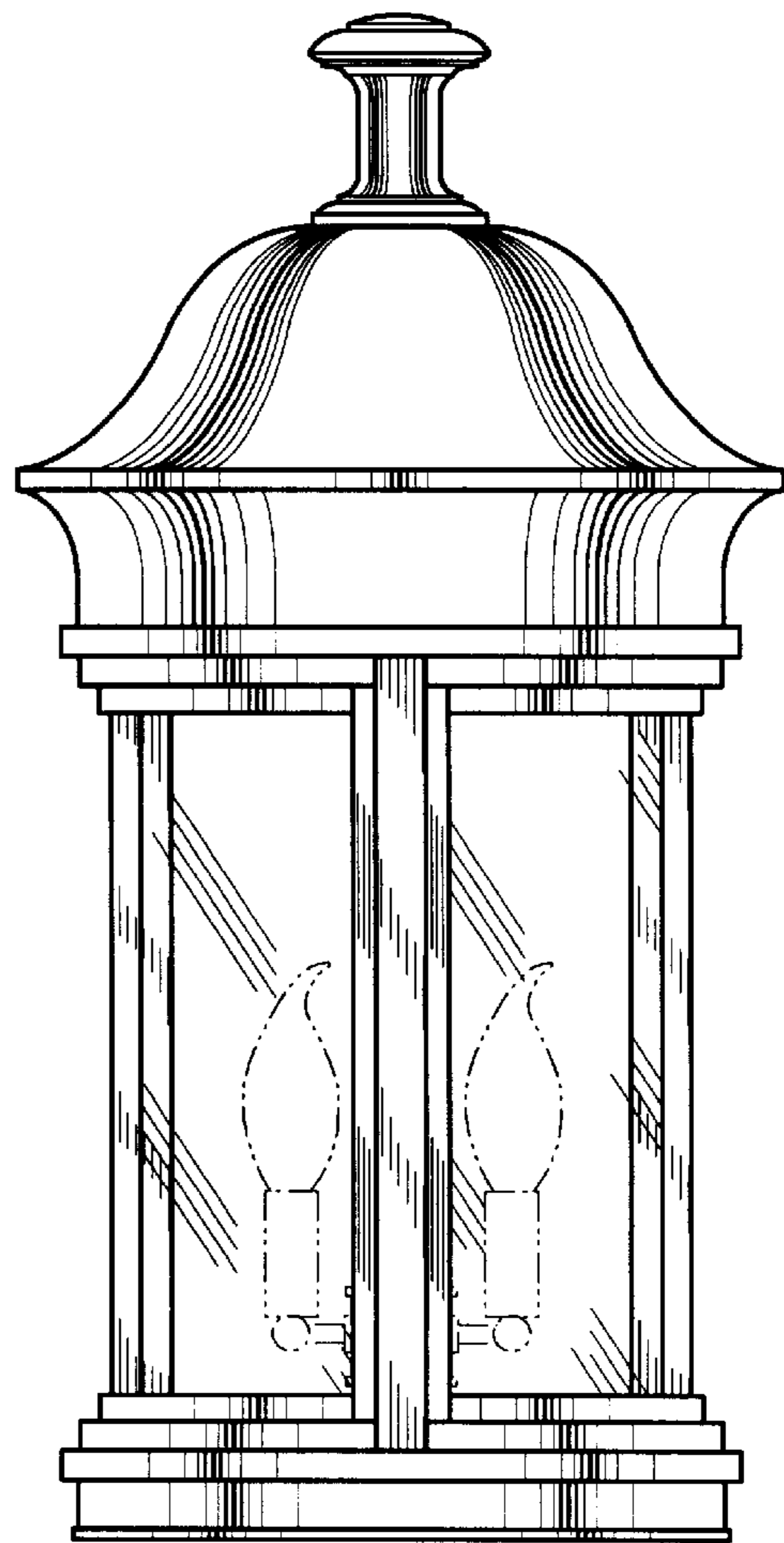


Fig.3




Fig.4




Fig.5