



US00D436186S

(12) **United States Design Patent**  
**Boone**

(10) **Patent No.:** **US D436,186 S**

(45) **Date of Patent:** **\*\* Jan. 9, 2001**

(54) **DECORATIVE WALL BLOCK**

5,887,399 3/1999 Shaw et al. .

(76) Inventor: **Anthony Forest Boone**, 129 Coral Ave., #2, Louisville, KY (US) 40206

(\*\*) Term: **14 Years**

(21) Appl. No.: **29/114,725**

(22) Filed: **Nov. 30, 1999**

(51) **LOC (7) Cl.** ..... **25-01**

(52) **U.S. Cl.** ..... **D25/113**

(58) **Field of Search** ..... D25/102, 112-118, D25/164, 199; D21/484-486, 488-492, 499-500; 52/582.1, 588.1, 596, 605, 606; 404/29, 34, 37-42; 405/284-287, 287.1, 16, 272-273

(56) **References Cited**

**U.S. PATENT DOCUMENTS**

D. 319,885	9/1991	Blomquist et al. .	
D. 321,060	10/1991	Blomquist et al. .	
D. 341,215	11/1993	Blomquist et al. .	
D. 346,667	5/1994	Blomquist et al. .	
D. 378,702	4/1997	Blomquist et al. .	
D. 391,376	2/1998	Strand et al. .	
1,770,155 *	7/1930	Flath .....	405/273
2,112,861 *	4/1938	O'Hagen et al. ....	D25/113
3,381,428 *	5/1968	Sillman .....	52/233
5,064,313 *	11/1991	Risi et al. ....	405/284
5,381,638 *	1/1995	Anderson .....	52/588.1
5,542,787 *	8/1996	Charlanow .....	405/258

**OTHER PUBLICATIONS**

"Thin Brick" buyline 6621, Sweet's General Building & Renovation 1993 Catalog.\*

\* cited by examiner

*Primary Examiner*—Louis S. Zarfes

*Assistant Examiner*—Robert A Delehanty

(57) **CLAIM**

The ornamental design for a decorative wall block, as shown and described.

**DESCRIPTION**

The figure is a perspective view of a decorative wall block showing my new design, it being understood that the left end side is a mirror image of the right end side shown and that the bottom side is a mirror image of the top side shown.

FIG. 1 is a perspective view of a decorative wall block showing my new design, it being understood that the left end side is a mirror image of the right end side shown and that the bottom side is a mirror image of the top side shown.

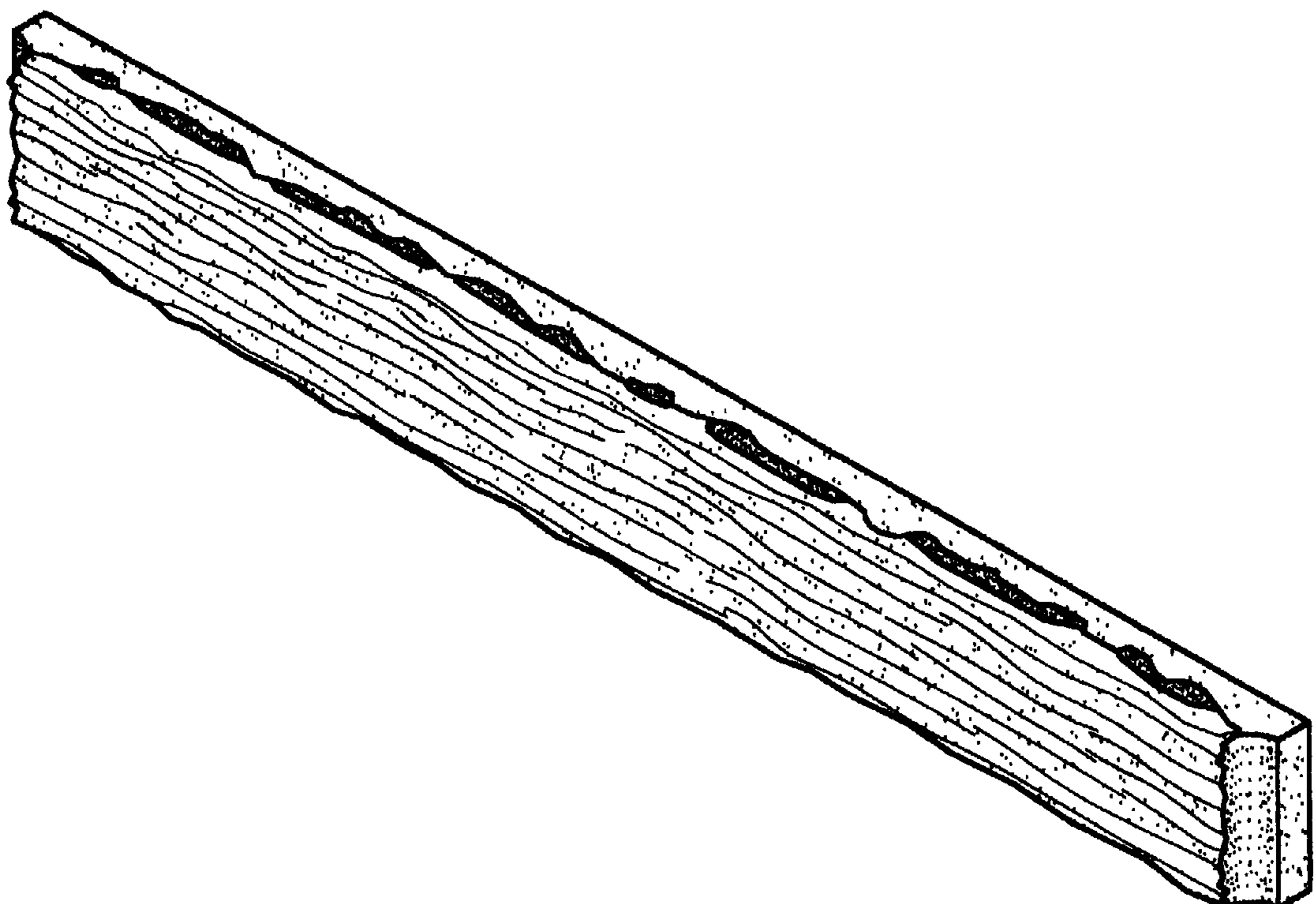
FIG. 2 is an enlarged top and bottom plan view;

FIG. 3 is an enlarged left and right side elevation view; and,

FIG. 4 is an enlarged front elevation view.

The surface(s) or portion(s) of the article not shown in the drawing or described in the specification form(s) no part of the claimed design.

**1 Claim, 2 Drawing Sheets**



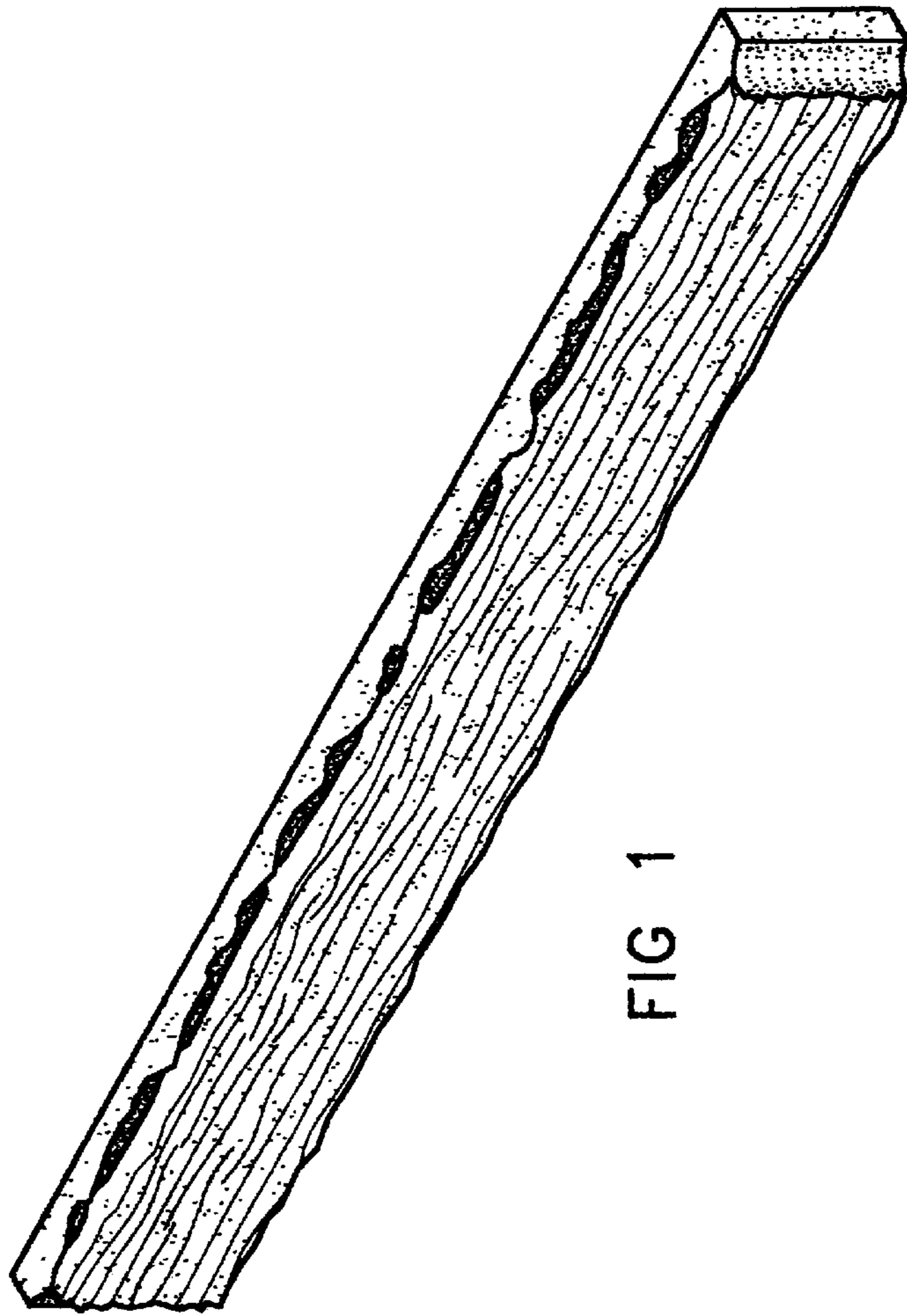


FIG 1




FIG 2

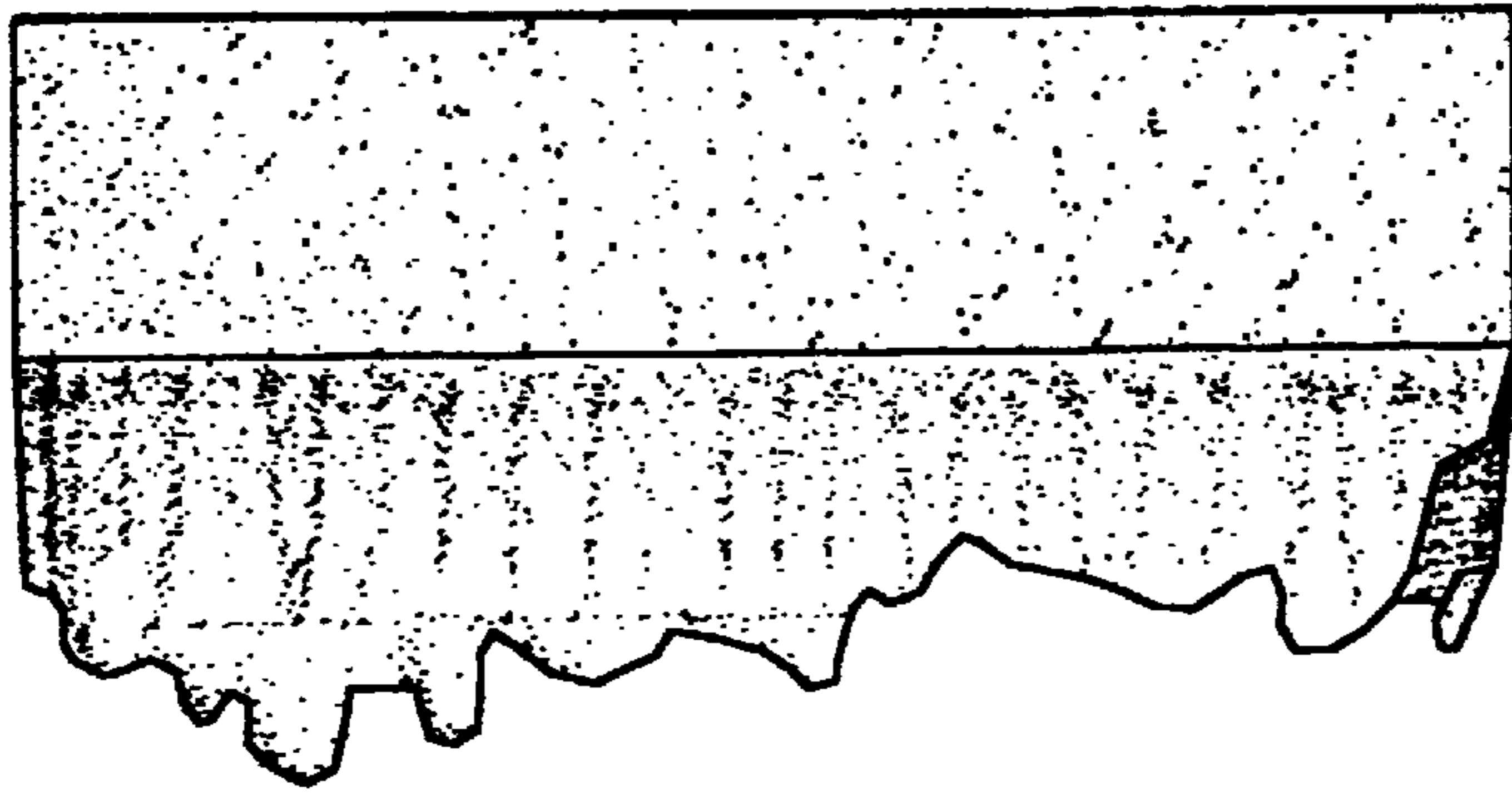


FIG 3



FIG 4