



US00D436183S

(12) **United States Design Patent**
Stevens et al.

(10) **Patent No.: US D436,183 S**

(45) **Date of Patent: ** Jan. 9, 2001**

(54) **COLLECTION TUBE WITH A SPECIMEN LABEL**

(75) Inventors: **Timothy A. Stevens**, Warwick, NY (US); **Steven R. Savitz**, Teaneck, NJ (US); **Alexander Gelbman**, Mountain Lakes, NJ (US); **Neil A. Moore**, Sparta, NJ (US); **Jeff Campbell**, Loveland, OH (US)

(73) Assignee: **Becton Dickinson and Company**, Franklin Lakes, NJ (US)

(**) Term: **14 Years**

(21) Appl. No.: **29/115,405**

(22) Filed: **Dec. 14, 1999**

(51) **LOC (7) Cl. 24-02**

(52) **U.S. Cl. D24/224; D20/22**

(58) **Field of Search** D24/224, 223, D24/216, 121; D9/520, 570, 341; D20/22, 10, 23, 27; 422/100, 63, 65, 73, 104, 102, 99; 604/403, 404; 235/454, 462, 466, 375, 472; 206/232, 562, 564

(56) **References Cited**

U.S. PATENT DOCUMENTS

- 3,961,898 6/1976 Neeley et al. .
- 4,260,257 4/1981 Neeley et al. .
- 4,289,459 9/1981 Neeley et al. .
- 4,628,193 12/1986 Blum .
- 4,802,438 2/1989 DeJonge .
- 4,835,372 5/1989 Gombrich et al. .
- 4,857,713 8/1989 Brown .
- 4,857,716 * 8/1989 Gombrich et al. 235/462
- 4,976,351 * 12/1990 Mangini et al. 206/232
- 5,030,341 7/1991 McEwen et al. .
- 5,131,404 7/1992 Neeley et al. .
- 5,153,416 10/1992 Neeley .
- 5,164,575 11/1992 Neeley et al. .

- 5,166,498 11/1992 Neeley .
- 5,171,977 12/1992 Morrison .
- 5,286,959 2/1994 Demachi .
- 5,397,542 * 3/1995 Nelms et al. 422/104
- 5,401,059 3/1995 Ferrario .
- 5,401,110 3/1995 Neeley .
- 5,520,041 * 5/1996 Haswell 73/73
- 5,552,593 9/1996 Biss .
- 5,586,087 12/1996 Silverson .
- 5,635,137 6/1997 Manz et al. .
- 5,700,429 * 12/1997 Buhler et al. 422/100
- 5,700,998 12/1997 Palti .
- 5,931,098 8/1999 Bates .

FOREIGN PATENT DOCUMENTS

- 3529455A1 6/1986 (EP) .
- 0 441 617 A1 2/1991 (EP) .
- 0 476 398 A2 8/1991 (EP) .
- 0 478 158 A1 9/1991 (EP) .
- 2 725 694 10/1994 (FR) .
- 7-213908 2/1997 (JP) .

* cited by examiner

Primary Examiner—Ian Simmons

(74) *Attorney, Agent, or Firm*—Nanette S. Thomas, Esq.


(57) **CLAIM**

The ornamental design for a collection tube with a specimen label, as shown and described.

DESCRIPTION

FIG. 1 is a perspective view of the collection tube with a specimen label;
FIG. 2 is a front view of FIG. 1;
FIG. 3 is a top plan view of FIG. 1;
FIG. 4 is a left side view of FIG. 1;
FIG. 5 is a right side of FIG. 1;
FIG. 6 is a bottom plan view of FIG. 1; and,
FIG. 7 is a rear view of FIG. 1.

1 Claim, 2 Drawing Sheets






FIG. 1




FIG. 2

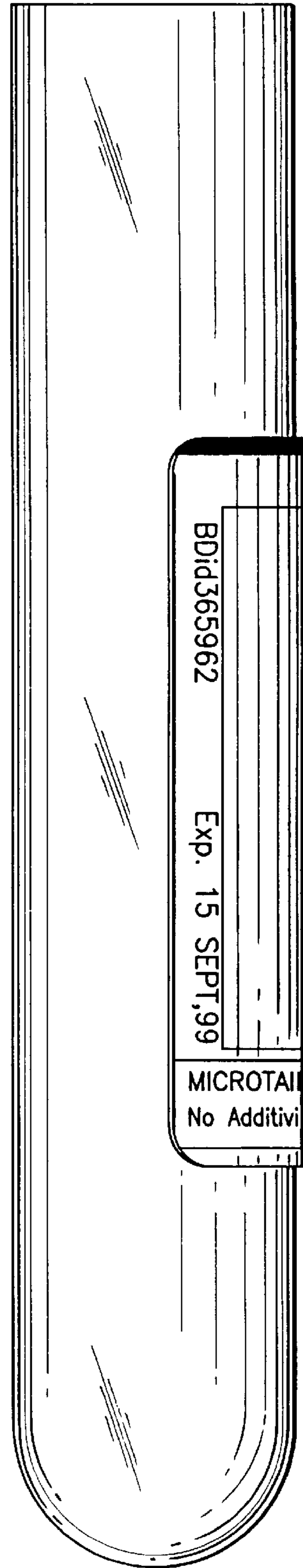


FIG. 4

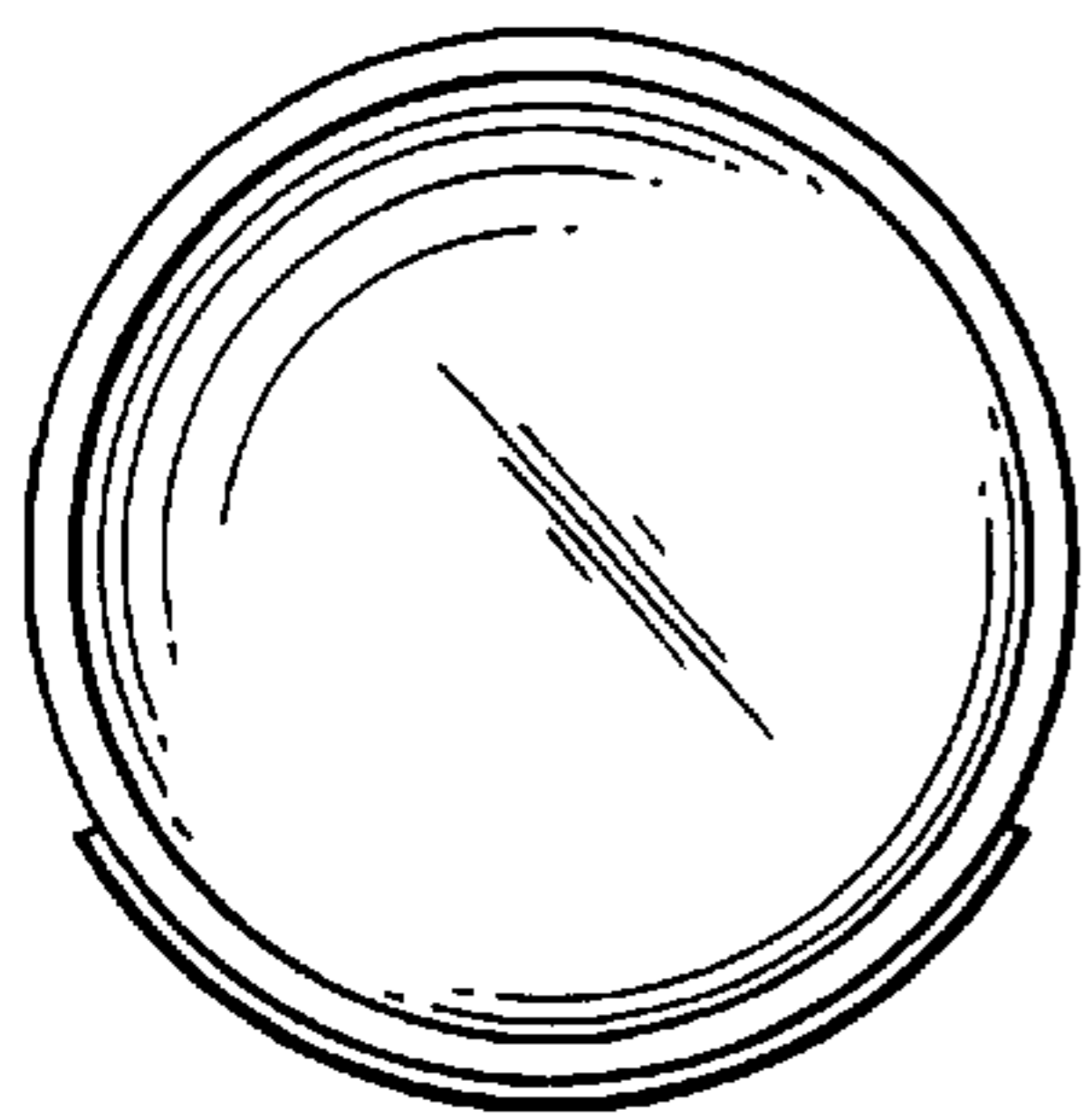


FIG. 3

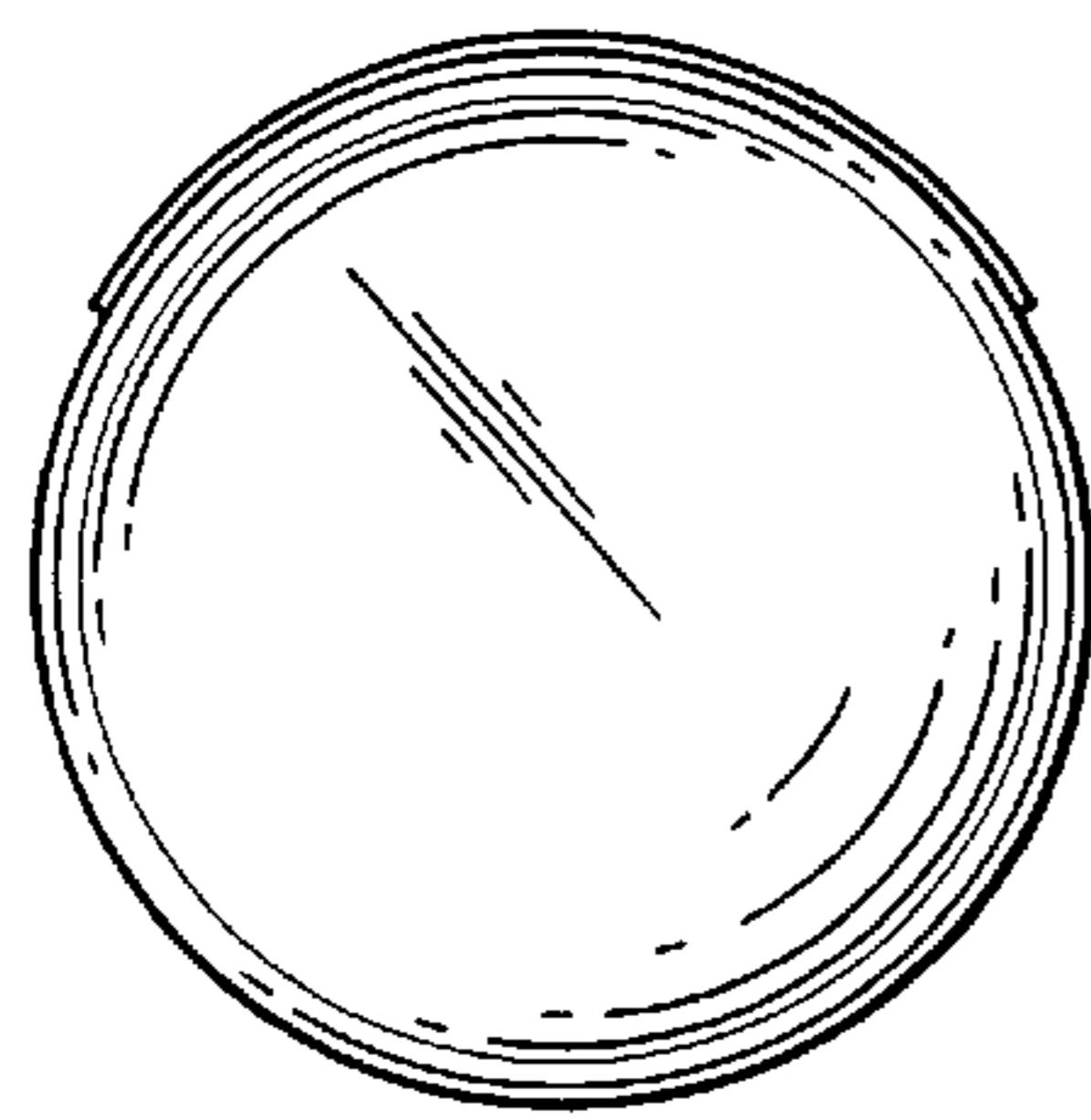


FIG. 6




FIG. 5

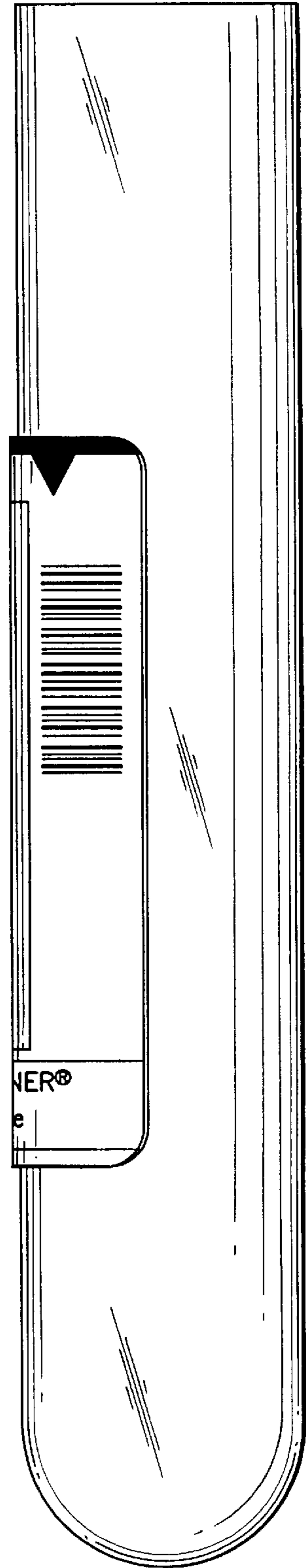


FIG. 7