



US00D436182S

(12) **United States Design Patent**
Stevens et al.

(10) **Patent No.:** **US D436,182 S**
(45) **Date of Patent:** **** Jan. 9, 2001**

(54) **COLLECTION TUBE WITH A SPECIMEN LABEL**

(75) Inventors: **Timothy A. Stevens**, Warwick, NY (US); **Steven R. Savitz**, Teaneck, NJ (US); **Alexander Gelbman**, Mountain Lakes, NJ (US); **Neil A. Moore**, Sparta, NJ (US); **Jeff Campbell**, Loveland, OH (US)

(73) Assignee: **Becton Dickinson and Company**, Franklin Lakes, NJ (US)

(**) Term: **14 Years**

(21) Appl. No.: **29/115,051**

(22) Filed: **Dec. 7, 1999**

(51) **LOC (7) Cl.** **24-02**

(52) **U.S. Cl.** **D24/224; D20/22**

(58) **Field of Search** D24/224, 223, D24/216, 121; D9/520, 570; 422/100, 102, 104, 99, 63, 95, 73; D10/20, 23, 27, 10; 604/403, 404; 235/462, 454, 435, 466, 475; 206/564, 566, 232

(56) **References Cited**

U.S. PATENT DOCUMENTS

3,961,898	6/1976	Neeley et al. .	
4,260,257	4/1981	Neeley et al. .	
4,289,459	9/1981	Neeley et al. .	
4,628,193	12/1986	Blum .	
4,802,438	2/1989	DeJonge .	
4,835,372	5/1989	Gombrich et al. .	
4,857,713	8/1989	Brown .	
4,857,716	* 8/1989	Gombrich et al.	235/462
4,976,351	* 12/1990	Mangini et al.	206/232
5,030,341	7/1991	McEwen et al. .	
5,131,404	7/1992	Neeley et al. .	
5,153,416	10/1992	Neeley .	
5,164,575	11/1992	Neeley et al. .	

5,166,498	11/1992	Neeley .	
5,171,977	12/1992	Morrison .	
5,286,959	2/1994	Demachi .	
5,397,542	* 3/1995	Nelms et al.	422/104
5,401,059	3/1995	Ferrario .	
5,401,110	3/1995	Neeley .	
5,520,041	* 5/1996	Haswell	73/73
5,552,593	9/1996	Biss .	
5,586,087	12/1996	Silverson .	
5,635,137	6/1997	Manz et al. .	
5,700,429	* 12/1997	Buhler	422/100
5,700,998	12/1997	Palti .	
5,931,098	8/1999	Bates .	

FOREIGN PATENT DOCUMENTS

3529455A1	6/1986	(EP) .
0 441 617 A1	2/1991	(EP) .
0 476 398 A2	8/1991	(EP) .
0 478 158 A1	9/1991	(EP) .
2 725 694	10/1994	(FR) .
7-213908	2/1997	(JP) .

* cited by examiner

Primary Examiner—Stella Reid

Assistant Examiner—I Simmons

(74) *Attorney, Agent, or Firm*—Nanette S. Thomas, Esq.


(57) **CLAIM**

The ornamental design for a collection tube with a specimen label, as shown and described.

DESCRIPTION

FIG. 1 is a perspective view of the collection tube with a specimen label;
FIG. 2 is a front view of FIG. 1;
FIG. 3 is a top plan view of FIG. 1;
FIG. 4 is a left side view of FIG. 1;
FIG. 5 is a right side view of FIG. 1;
FIG. 6 is a bottom plan view of FIG. 1; and,
FIG. 7 is a rear view of FIG. 1.

1 Claim, 2 Drawing Sheets






FIG. 1




FIG. 2

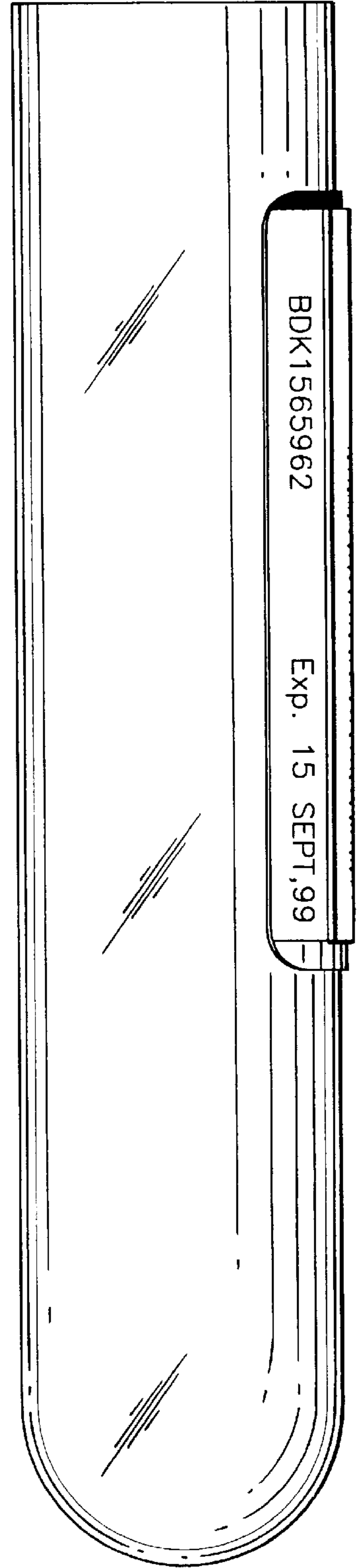


FIG. 4

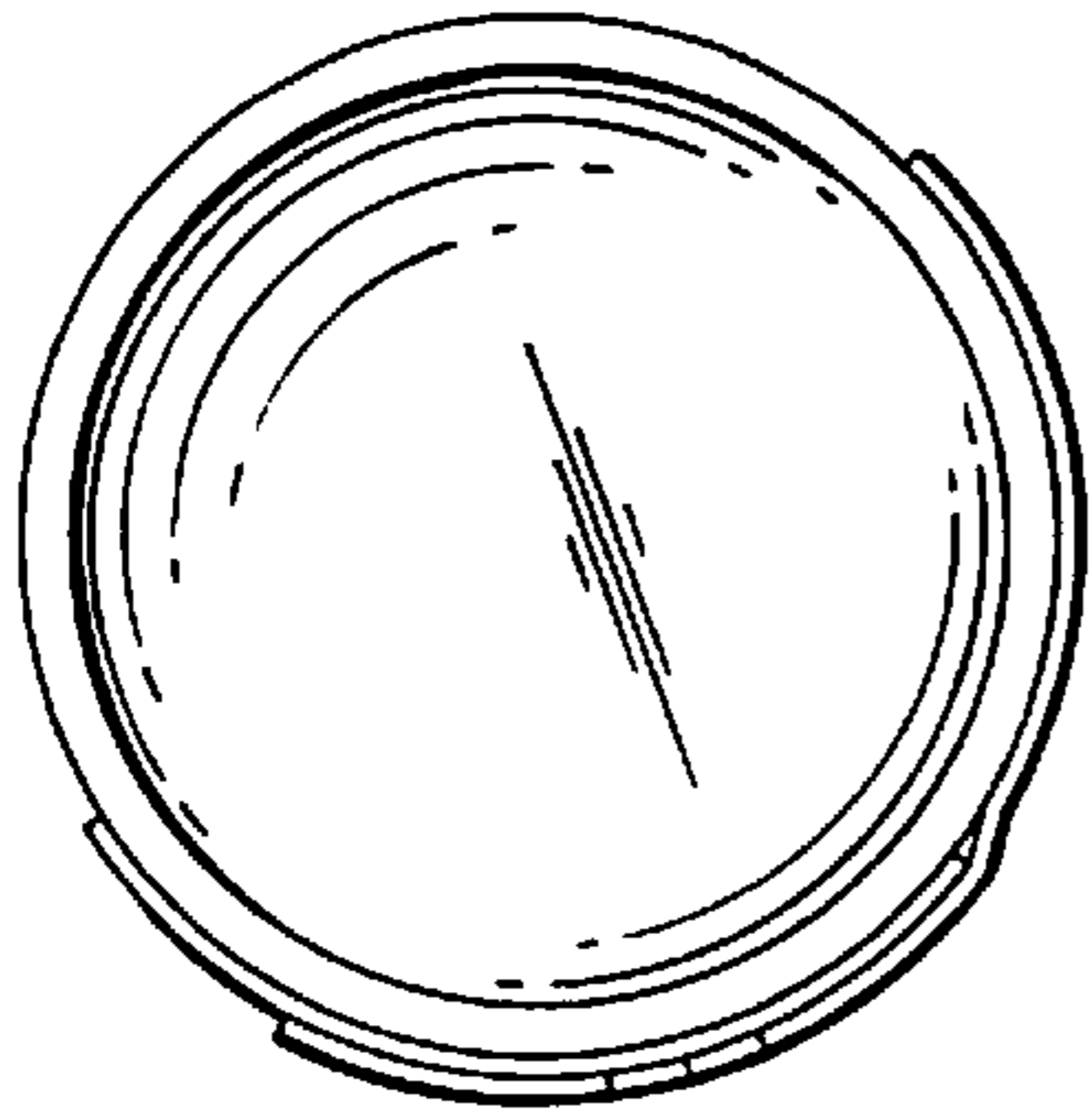


FIG. 3

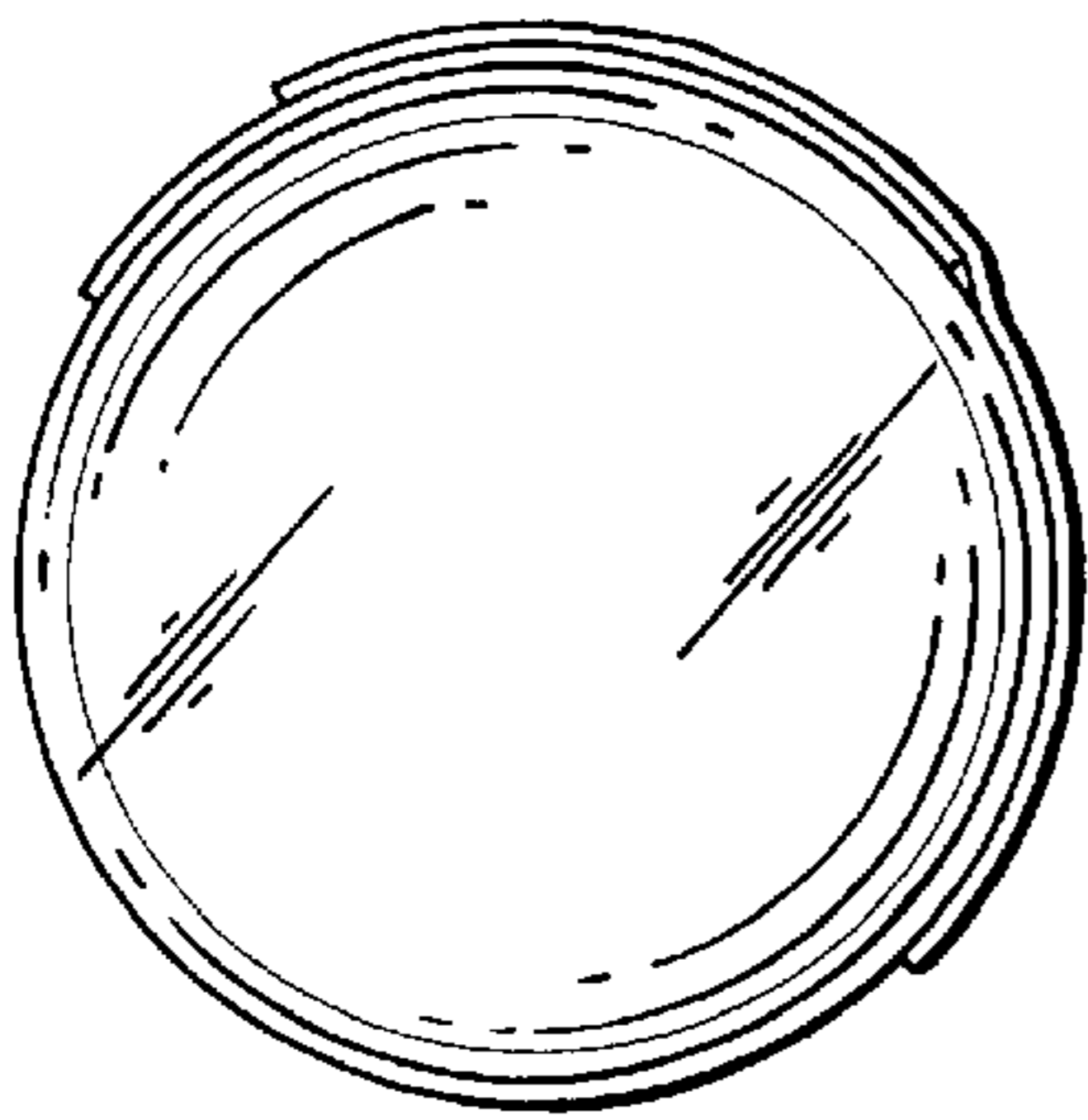


FIG. 6

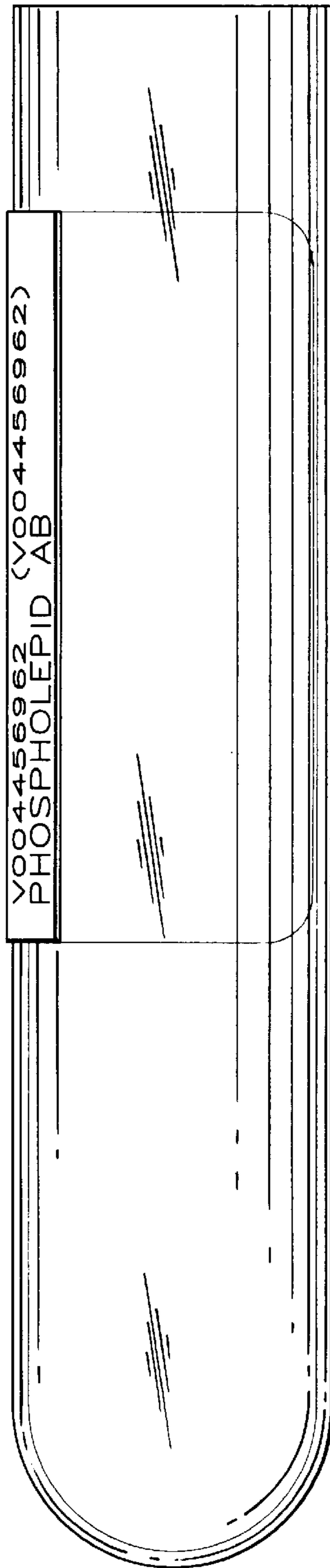


FIG. 7




FIG. 5