



US00D436181S

(12) **United States Design Patent**
Lazio

(10) **Patent No.:** **US D436,181 S**

(45) **Date of Patent:** **** Jan. 9, 2001**

(54) **COMBINED ACUPRESSURE AND MASSAGE DEVICE**

(76) **Inventor:** **Thomas F. Lazio**, 5646 S. Lakeview St., Littleton, CO (US) 80120

(**) **Term:** **14 Years**

(21) **Appl. No.:** **29/118,806**

(22) **Filed:** **Feb. 16, 2000**

3,831,592	8/1974	Lancelloti	128/60
3,856,002	12/1974	Matsumoto	128/67
4,082,089	4/1978	Moriyama et al.	128/24.3
4,266,536	5/1981	Casares	128/57
4,493,315	1/1985	Iwahashi	128/60
4,520,798	6/1985	Lewis	128/24 R
4,718,409	1/1988	Gershov et al.	128/62 R
4,798,198	1/1989	Wright	128/57
4,944,747	7/1990	Newth et al.	606/204
5,113,847	5/1992	Holzworth	128/24 R
5,284,272	2/1994	Wei	222/192
5,560,746	10/1996	Willow	601/135

Related U.S. Application Data

(63) Continuation-in-part of application No. 29/100,329, filed on Feb. 9, 1999, now Pat. No. Des. 423,676.

(51) **LOC (7) Cl.** **24-04**

(52) **U.S. Cl.** **D24/214**

(58) **Field of Search** D24/214, 211, D24/200; 601/118, 129, 134, 136, 137, 130

(56) **References Cited**

U.S. PATENT DOCUMENTS

D. 185,246	5/1959	Taran	D83/1
D. 248,668	7/1978	Brehm	D24/41
D. 268,362	3/1983	Wong	D24/211
D. 326,525	5/1992	Shimizu	D24/214
D. 326,721	6/1992	Ujifusa et al.	D24/211
D. 336,959	6/1993	Liming	D24/214
D. 340,527	10/1993	Goodell	D24/211
D. 359,124	6/1995	Rosenberg	D24/211
D. 382,644	8/1997	Chi	D24/211
D. 423,676 *	4/2000	Lazio	D24/214
655,490	8/1900	Hollem .	
719,596	2/1903	Lauterbach .	
2,168,975	8/1939	Clarke	128/62
3,637,205	1/1972	Bankston	272/68

OTHER PUBLICATIONS

Brochure on the "Backnobber™" made by The Pressure Positive Co., publication date unknown.

Owner's Manual brochure on the "Thera Cane®", distributed by The Better Back Store, publication date unknown.

* cited by examiner

Primary Examiner—Stella Reid

(74) *Attorney, Agent, or Firm*—Fields and Johnson, P.C.


(57) **CLAIM**

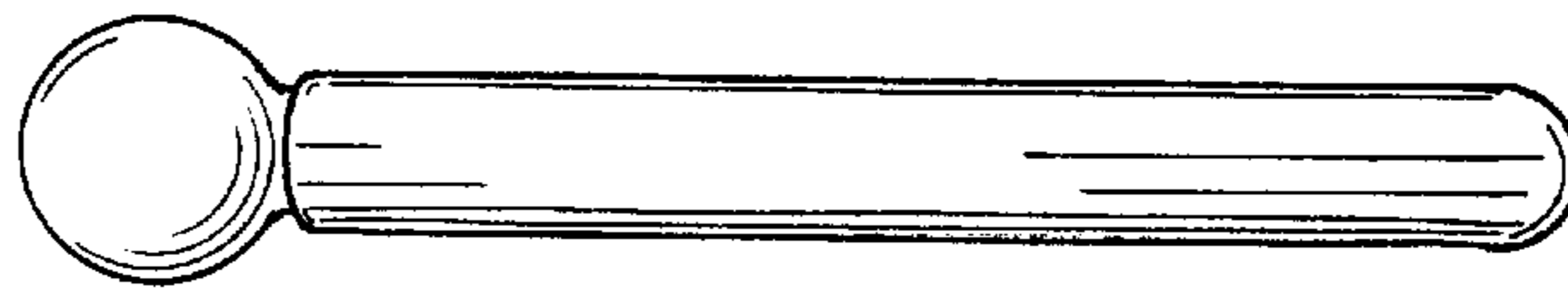
The ornamental design for the combined acupressure and massage device, as shown and described.

DESCRIPTION

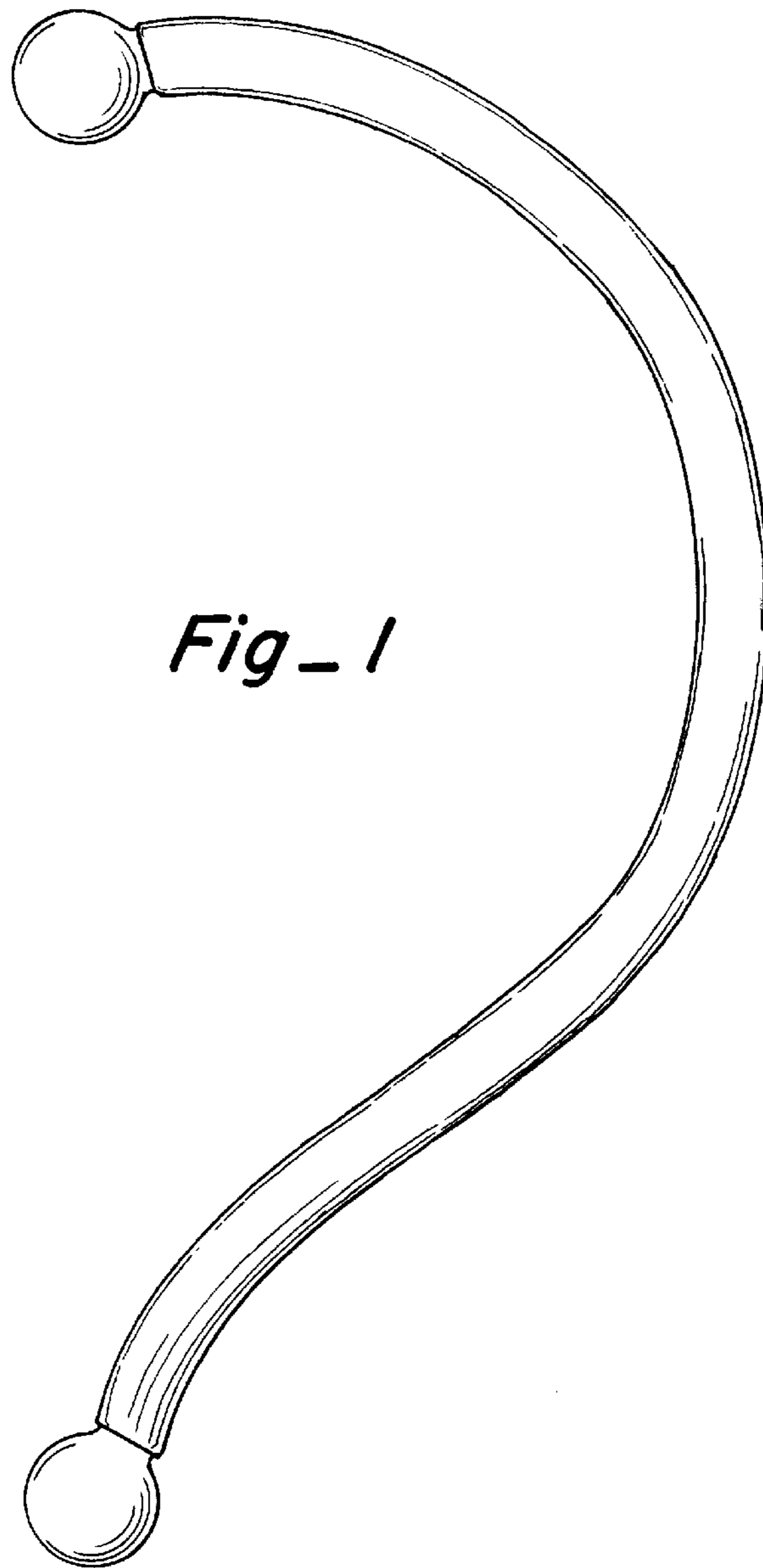
FIG. 1 is a left side elevational view of a combined acupressure and massage device, showing my new design; FIG. 2 is a top plan view; FIG. 3 is a bottom plan view; FIG. 4 is a right side elevation; FIG. 5 is a rear view; and, FIG. 6 is a front view.

1 Claim, 2 Drawing Sheets






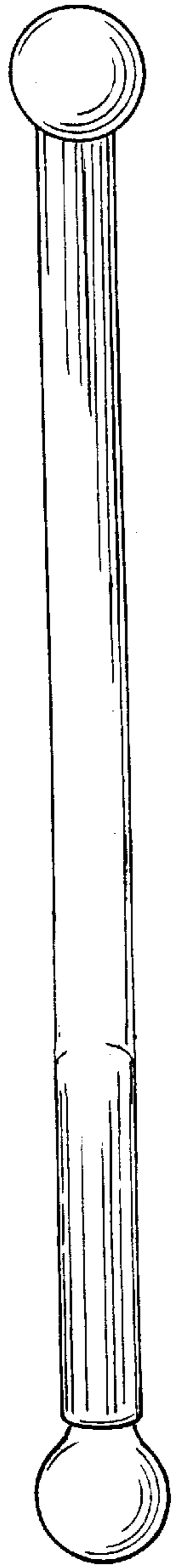
Fig_2



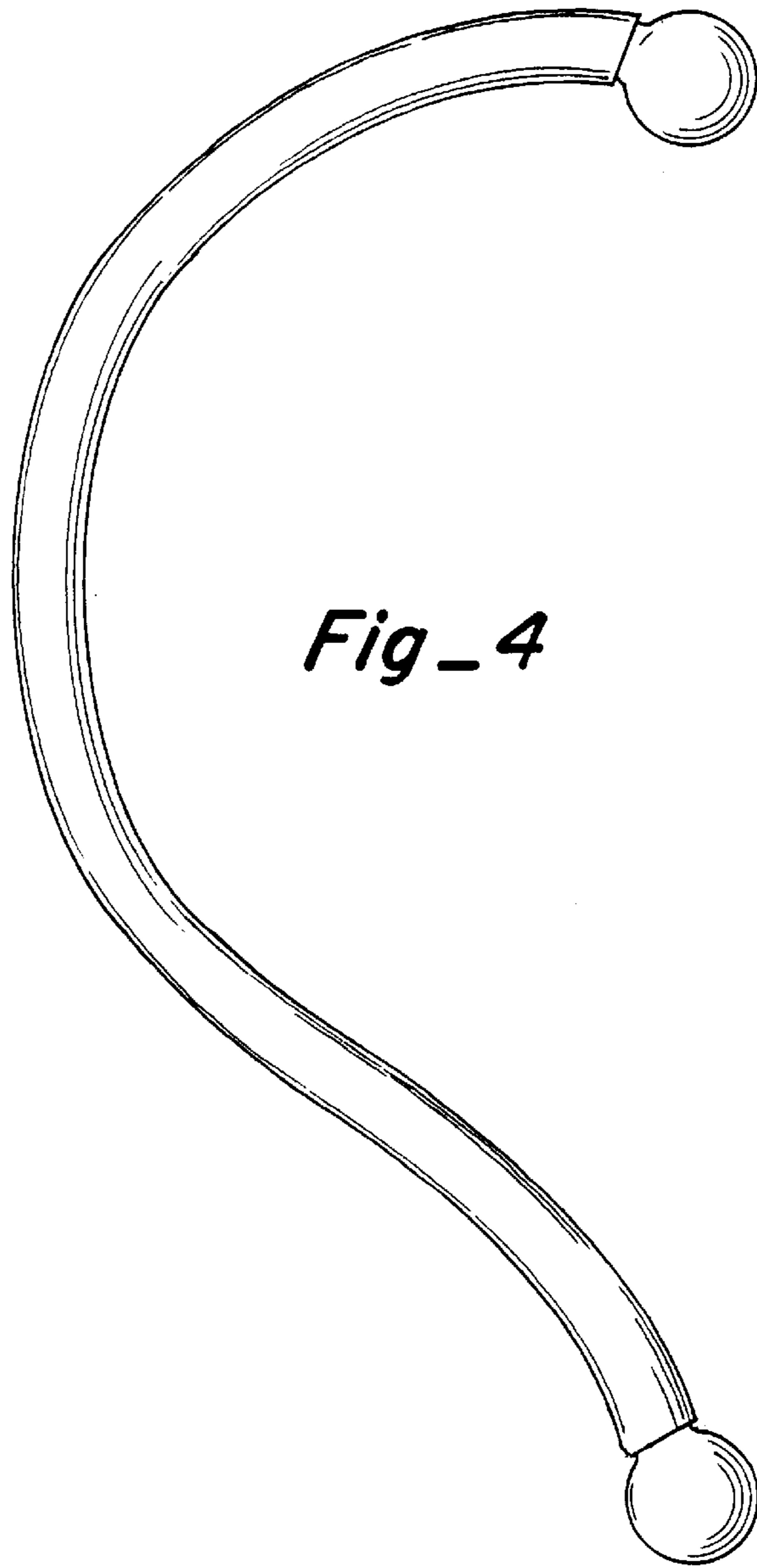
Fig_1



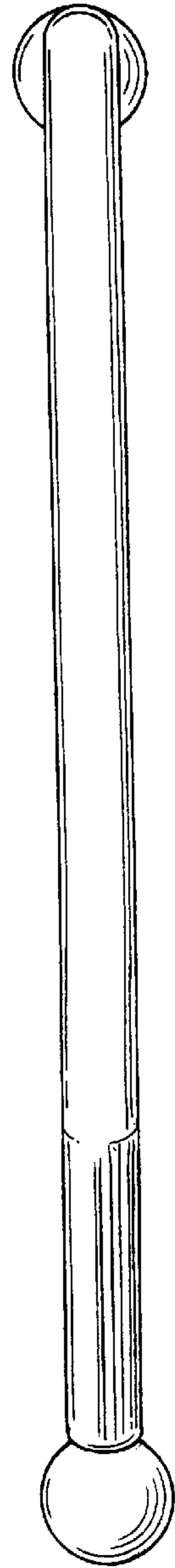
Fig_3



Fig_5



Fig_4



Fig_6