



US00D436180S

(12) **United States Design Patent**  
**Lie**

(10) **Patent No.:** **US D436,180 S**

(45) **Date of Patent:** **\*\* Jan. 9, 2001**

(54) **MASSAGER**

(75) **Inventor:** **Sen-Nen Lie, Kowloon (HK)**

(73) **Assignee:** **Kolvin Industries Limited, Kowloon (HK)**

(\*\*) **Term:** **14 Years**

(21) **Appl. No.:** **29/122,015**

(22) **Filed:** **Apr. 13, 2000**

(30) **Foreign Application Priority Data**

Jan. 10, 2000 (HK) ..... 00100382

(51) **LOC (7) Cl.** ..... **28-03**

(52) **U.S. Cl.** ..... **D24/213**

(58) **Field of Search** ..... D24/213, 212,  
D24/200; 601/154, 156, 157, 158

(56) **References Cited**

**U.S. PATENT DOCUMENTS**

- D. 186,488 10/1959 Madl .
- D. 234,828 4/1975 McNair .
- D. 269,636 7/1983 MacGregor et al. .
- D. 330,426 \* 10/1992 Elkerbout ..... D24/213

- D. 364,466 \* 11/1995 Assmann et al. .... D24/213
- D. 405,535 \* 2/1999 Schulz ..... D24/213
- D. 411,304 6/1999 Yang .
- D. 419,682 \* 1/2000 Lie ..... D24/213
- 3,043,294 7/1962 Neff .
- 3,830,232 8/1974 McNair .
- 4,497,313 \* 2/1985 Kurosawa ..... 601/16

\* cited by examiner

*Primary Examiner*—Stella Reid

(74) *Attorney, Agent, or Firm*—Merchant & Gould P.C.

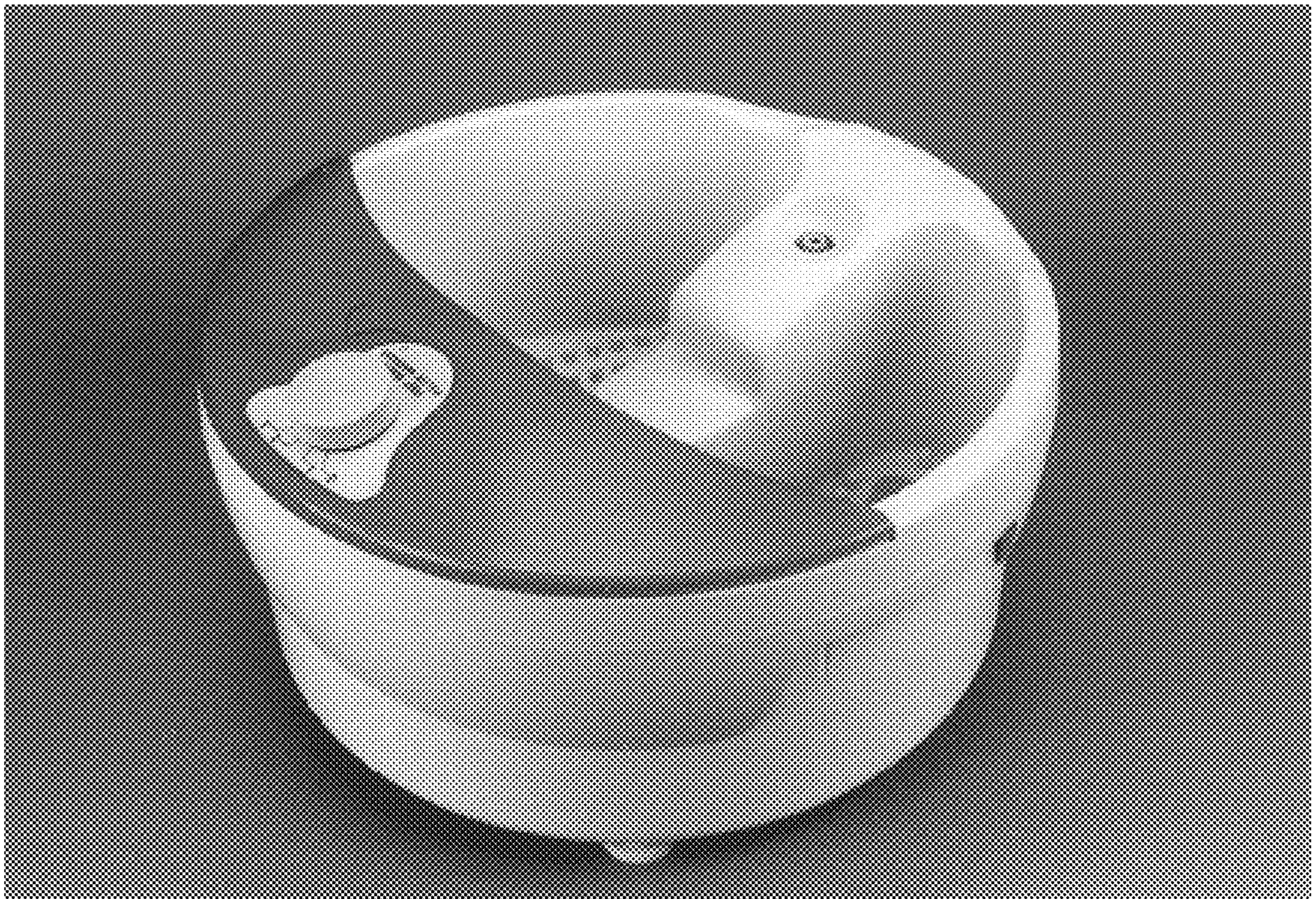
(57) **CLAIM**

The ornamental design for a massager, as shown and described.


**DESCRIPTION**

FIG. 1 is a front elevational view of a massager, showing my new design;  
 FIG. 2 is a rear elevational view thereof;  
 FIG. 3 is a top elevational view thereof;  
 FIG. 4 is a bottom elevational view thereof;  
 FIG. 5 is a left side elevational view thereof;  
 FIG. 6 is a right side elevational view thereof; and,  
 FIG. 7 is a perspective view thereof.

**1 Claim, 7 Drawing Sheets**








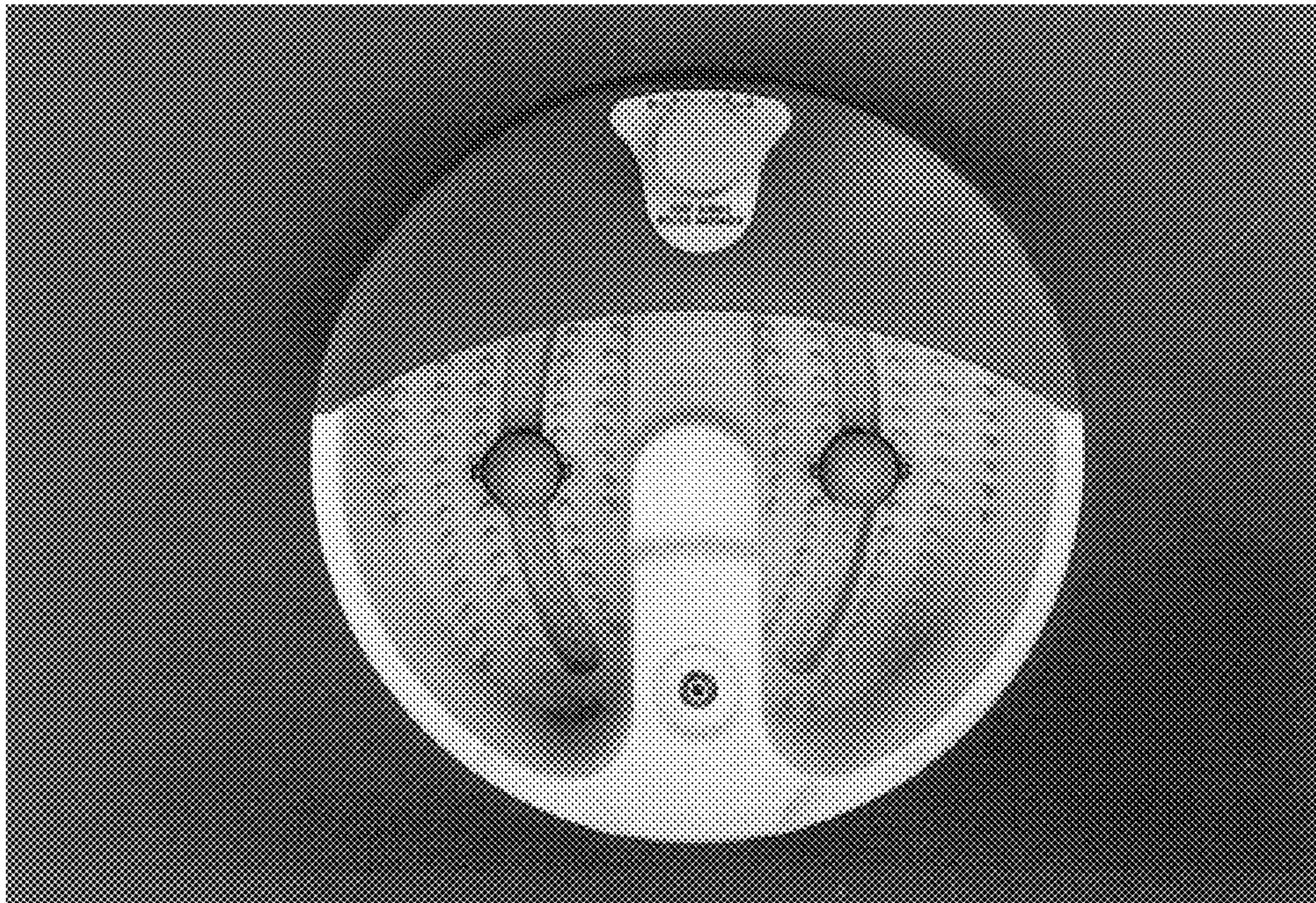
**FIG. 1**






**FIG. 2**






**FIG. 3**






**FIG. 4**





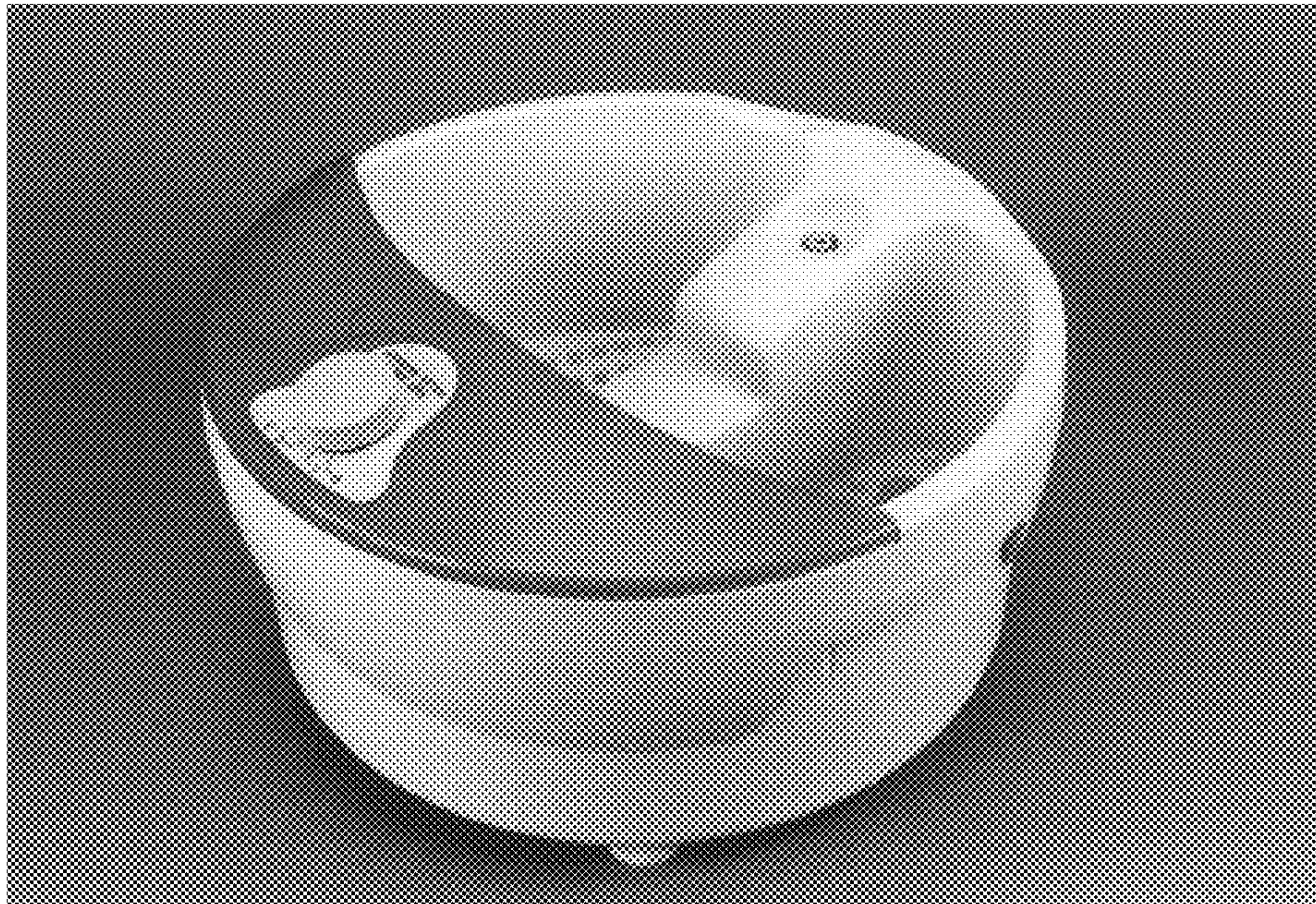
**FIG. 5**





**FIG. 6**





**FIG. 7**