



US00D436179S

(12) **United States Design Patent**
Small

(10) **Patent No.:** **US D436,179 S**

(45) **Date of Patent:** **** Jan. 9, 2001**

(54) **HEATING PAD**

6,102,937 * 8/2000 Cramer et al. 607/109

(76) Inventor: **Kate J. Small**, 8245 - 68th Way N.,
Pinellas Park, FL (US) 33781-1143

* cited by examiner

(**) Term: **14 Years**

Primary Examiner—Stella Reid

(74) *Attorney, Agent, or Firm*—Larson & Larson, PA;
James E. Larson

(21) Appl. No.: **29/115,245**

(57) **CLAIM**

(22) Filed: **Dec. 9, 1999**

The ornamental design for a heating pad, as shown and described.

(51) **LOC (7) Cl.** **24-04**

(52) **U.S. Cl.** **D24/206**

(58) **Field of Search** D24/206; 607/96,
607/108, 109, 110

DESCRIPTION

FIG. 1 is a front side view of a heating pad showing my novel design;

FIG. 2 is a back side view thereof;

FIG. 3 is a right side elevational view thereof;

FIG. 4 is a left side elevational view thereof;

FIG. 5 is a top plan view thereof; and,

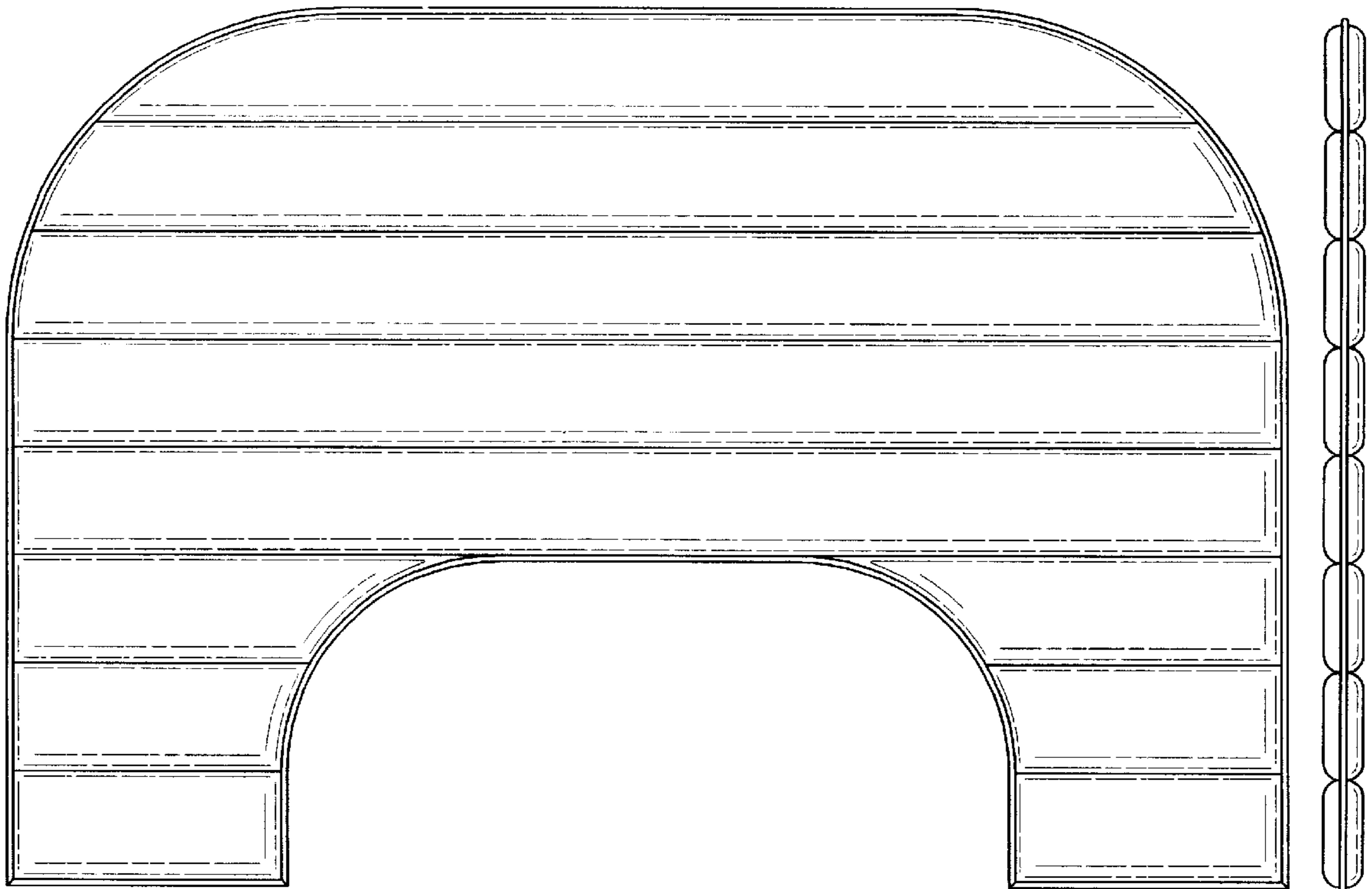
FIG. 6 is a bottom plan view thereof.

(56) **References Cited**

U.S. PATENT DOCUMENTS

D. 213,078	*	12/1968	Katzman et al.	D24/206
D. 365,399	*	12/1995	Silver	D24/206
4,742,827	*	5/1988	Lipton	607/109
5,344,437	*	9/1994	Pistay	607/109
5,507,793	*	4/1996	Hodges	607/109

1 Claim, 3 Drawing Sheets



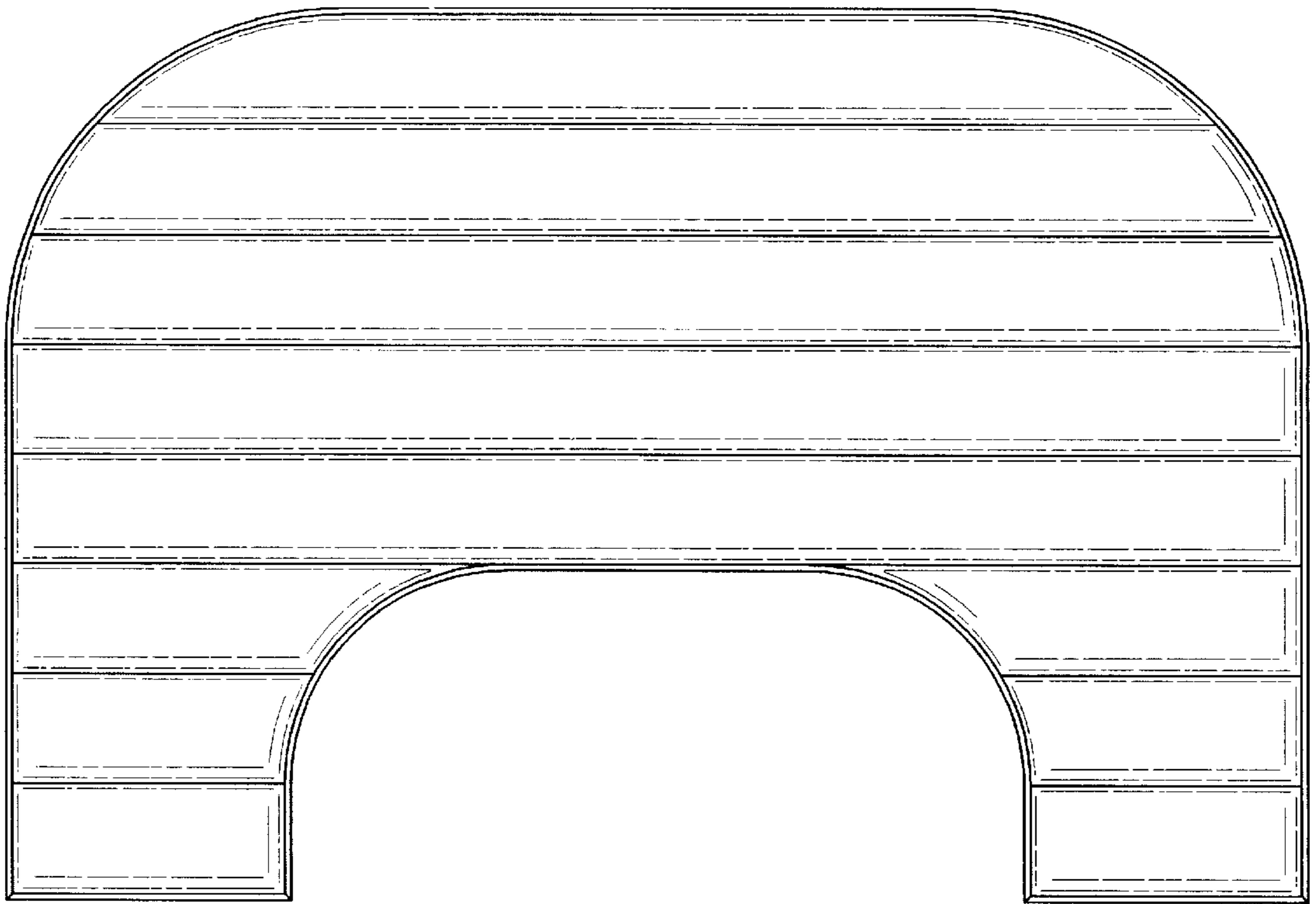


Fig. 1

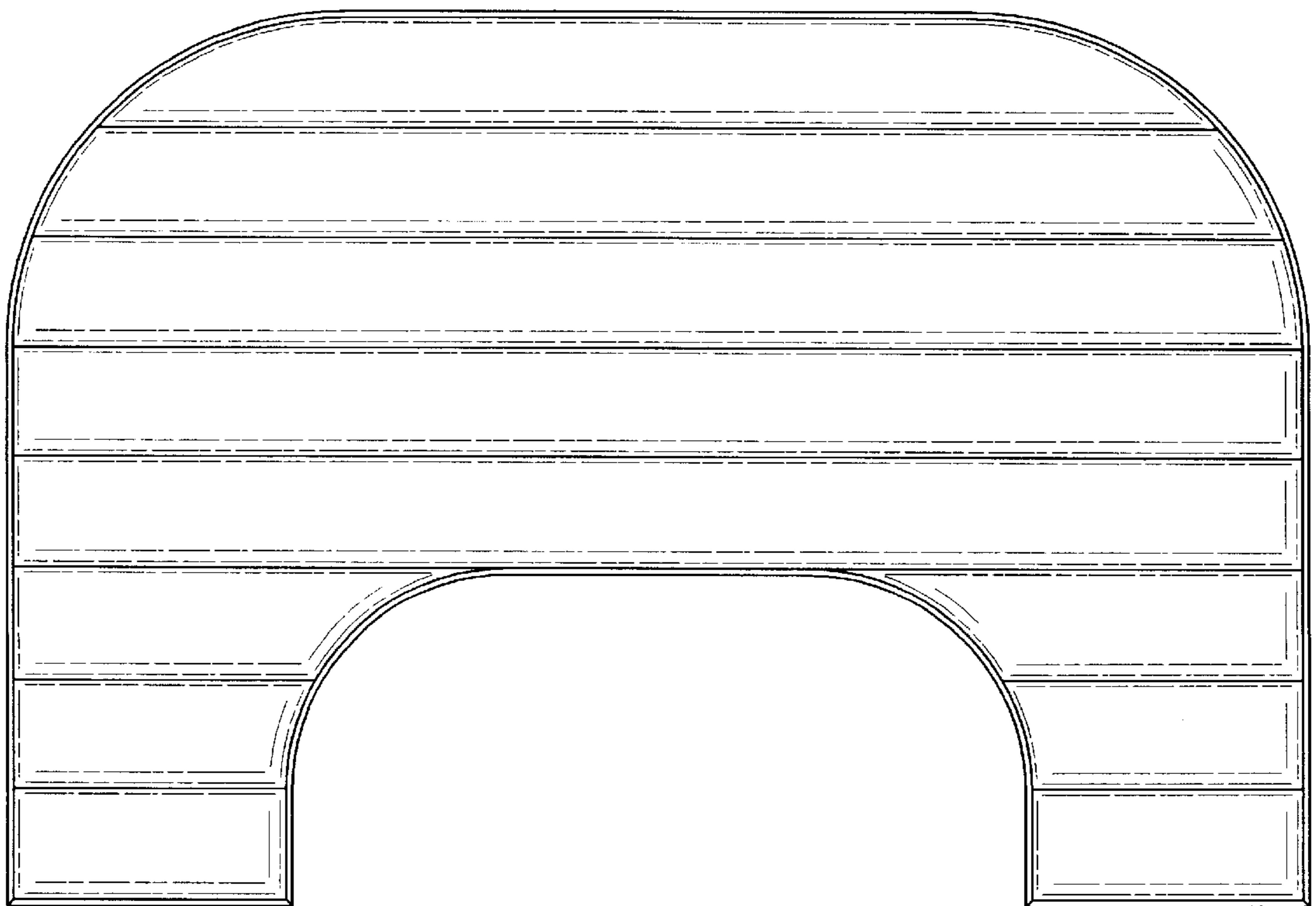


Fig. 2



Fig. 3



Fig. 4




Fig. 5




Fig. 6