



US00D436154S

(12) **United States Design Patent**
Benini

(10) **Patent No.:** **US D436,154 S**

(45) **Date of Patent:** **** Jan. 9, 2001**

(54) **BULLET**

4,301,733 * 11/1981 Blanco 102/517
4,383,485 * 5/1983 Coates et al. 102/501 X

(76) **Inventor:** **Joseph C. Benini**, 200 Industrial Park Rd., Kersey, PA (US) 15846

* cited by examiner

(**) **Term:** **14 Years**

Primary Examiner—Louis S. Zarfes

Assistant Examiner—Monica Weingart

(21) **Appl. No.:** **29/118,276**

(74) *Attorney, Agent, or Firm*—Finnegan, Henderson, Farabow, Garrett & Dunner, L.L.P.

(22) **Filed:** **Feb. 8, 2000**

(51) **LOC (7) Cl.** **22-03**

(52) **U.S. Cl.** **D22/116; D22/100; D22/115; D22/199**

(58) **Field of Search** D22/100, 115, D22/116, 199; 102/501, 507, 508, 509, 510

(57) **CLAIM**

The ornamental design for the bullet, as shown and described.

DESCRIPTION

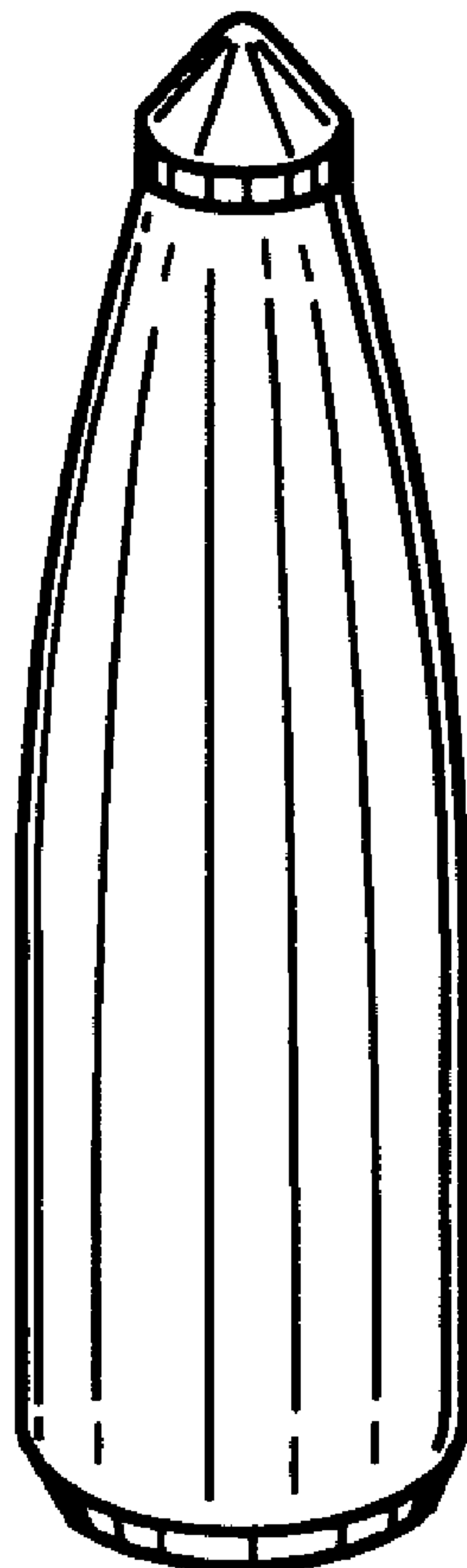
FIG. 1 is a perspective view of my new design;
FIG. 2 is the top view of the design of FIG. 1;
FIG. 3 is the side view of the design of FIG. 1, all side views of the design being identical; and,
FIG. 4 is the bottom view of the design of FIG. 1.

(56) **References Cited**

U.S. PATENT DOCUMENTS

D. 259,806 * 7/1981 Kimura D22/116
1,062,865 * 5/1913 Uhl 102/509
1,095,502 * 5/1914 Hoagland 102/509

1 Claim, 1 Drawing Sheet



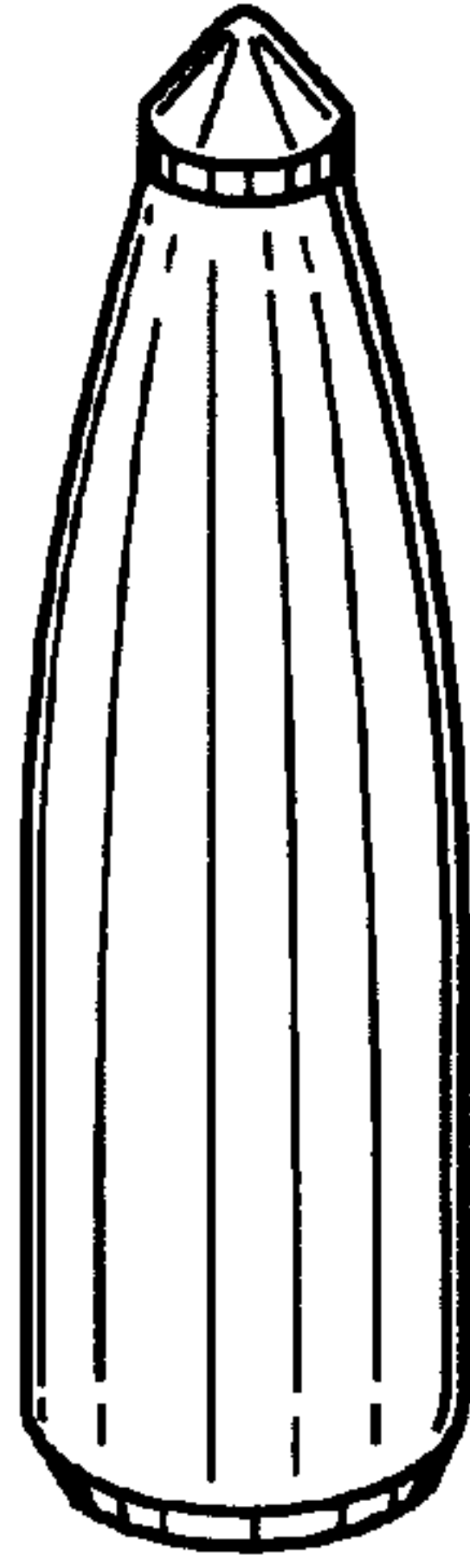


FIG. 1

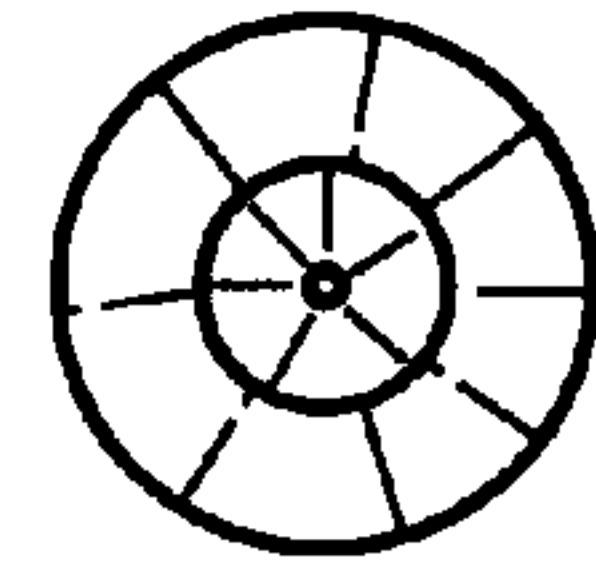


FIG. 2

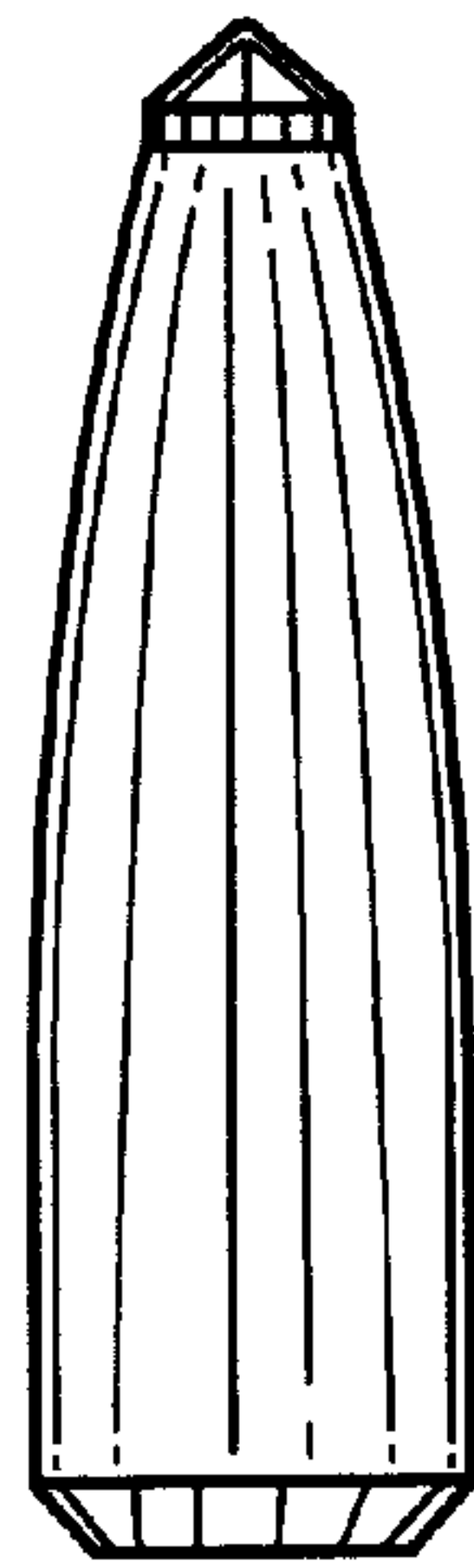


FIG. 3

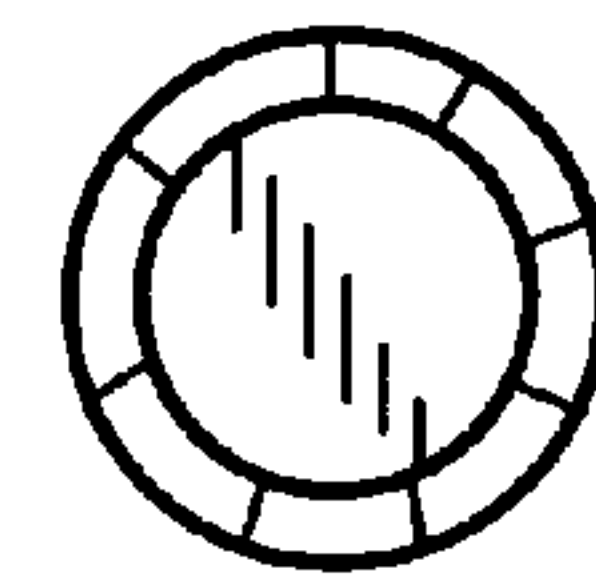


FIG. 4