



US00D436139S

(12) **United States Design Patent**
Cummings

(10) **Patent No.:** **US D436,139 S**

(45) **Date of Patent:** **** Jan. 9, 2001**

(54) **CHESS BOARD**

(76) **Inventor:** **Linsey Cummings**, 1200 S. Carpenter Rd. #9, Modesto, CA (US) 95351

(**) **Term:** **14 Years**

(21) **Appl. No.:** **29/113,749**

(22) **Filed:** **Nov. 10, 1999**

(51) **LOC (7) Cl.** **21-01**

(52) **U.S. Cl.** **D21/365; D21/349**

(58) **Field of Search** **D21/334-368;**
273/236-283

(56) **References Cited**

U.S. PATENT DOCUMENTS

D. 200,784	*	4/1965	Wilson	D21/335
D. 307,163	*	4/1990	Herring	D21/368
935,755	*	10/1909	Grundy	273/264
4,045,030	*	8/1977	Strozewski	273/260

* cited by examiner

Primary Examiner—Sandra L. Morris
(74) *Attorney, Agent, or Firm*—John D. Gugliotta

(57) **CLAIM**

The ornamental design for a chess board, as shown and described.

DESCRIPTION

FIG. 1 is a perspective view of a chess board showing my new design;

FIG. 2 is a top plan view thereof;

FIG. 3 is a left side elevational view thereof;

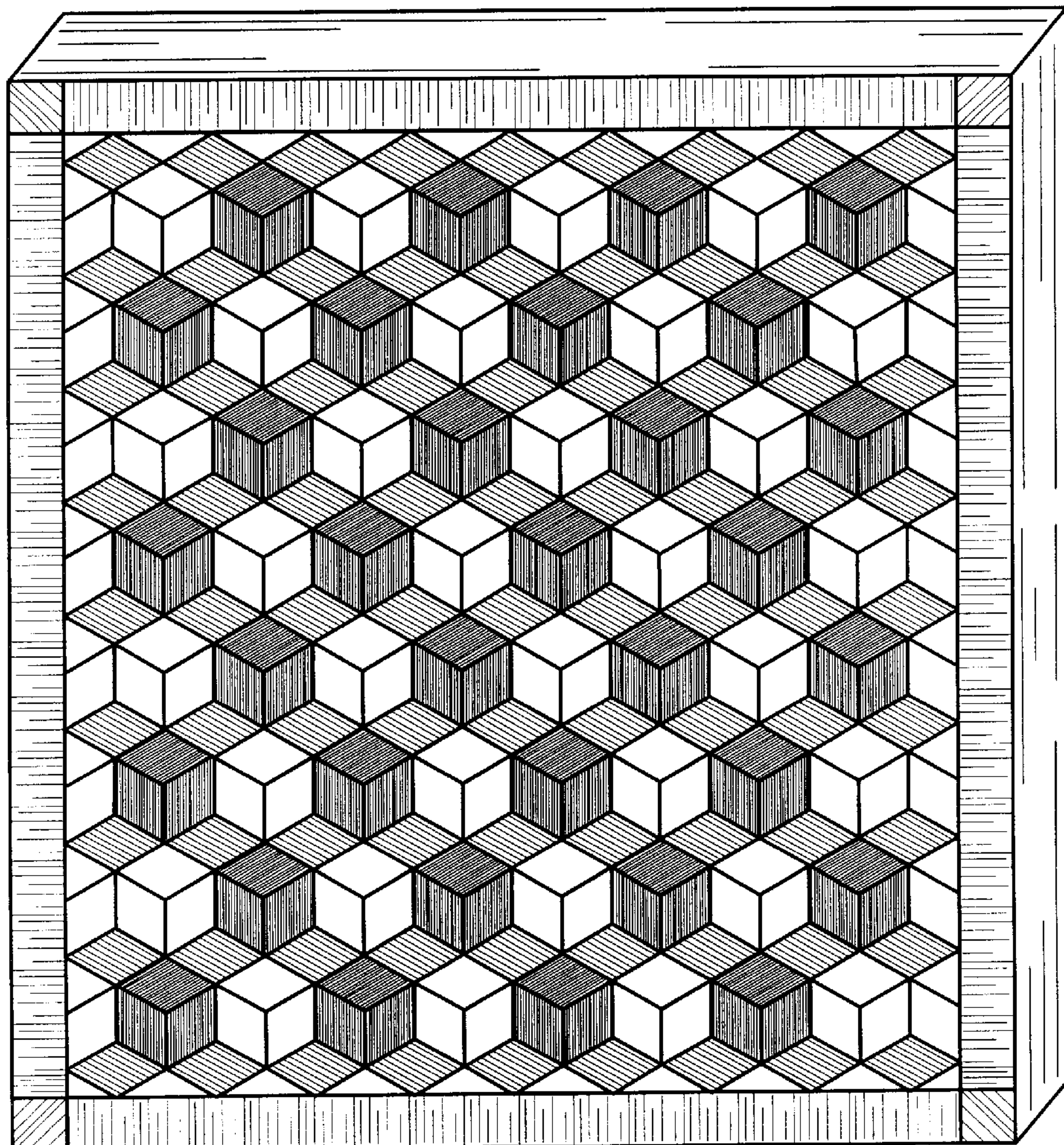
FIG. 4 is a right side elevational view thereof;

FIG. 5 is a front elevational view thereof;

FIG. 6 is a rear elevational view thereof; and,

FIG. 7 is a bottom plan view thereof.

1 Claim, 3 Drawing Sheets






Figure 1




Figure 2




Figure 3




Figure 4

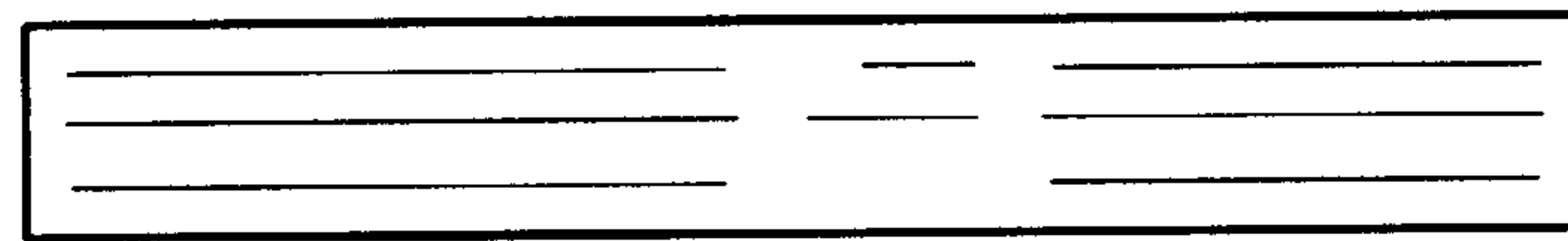


Figure 5




Figure 6

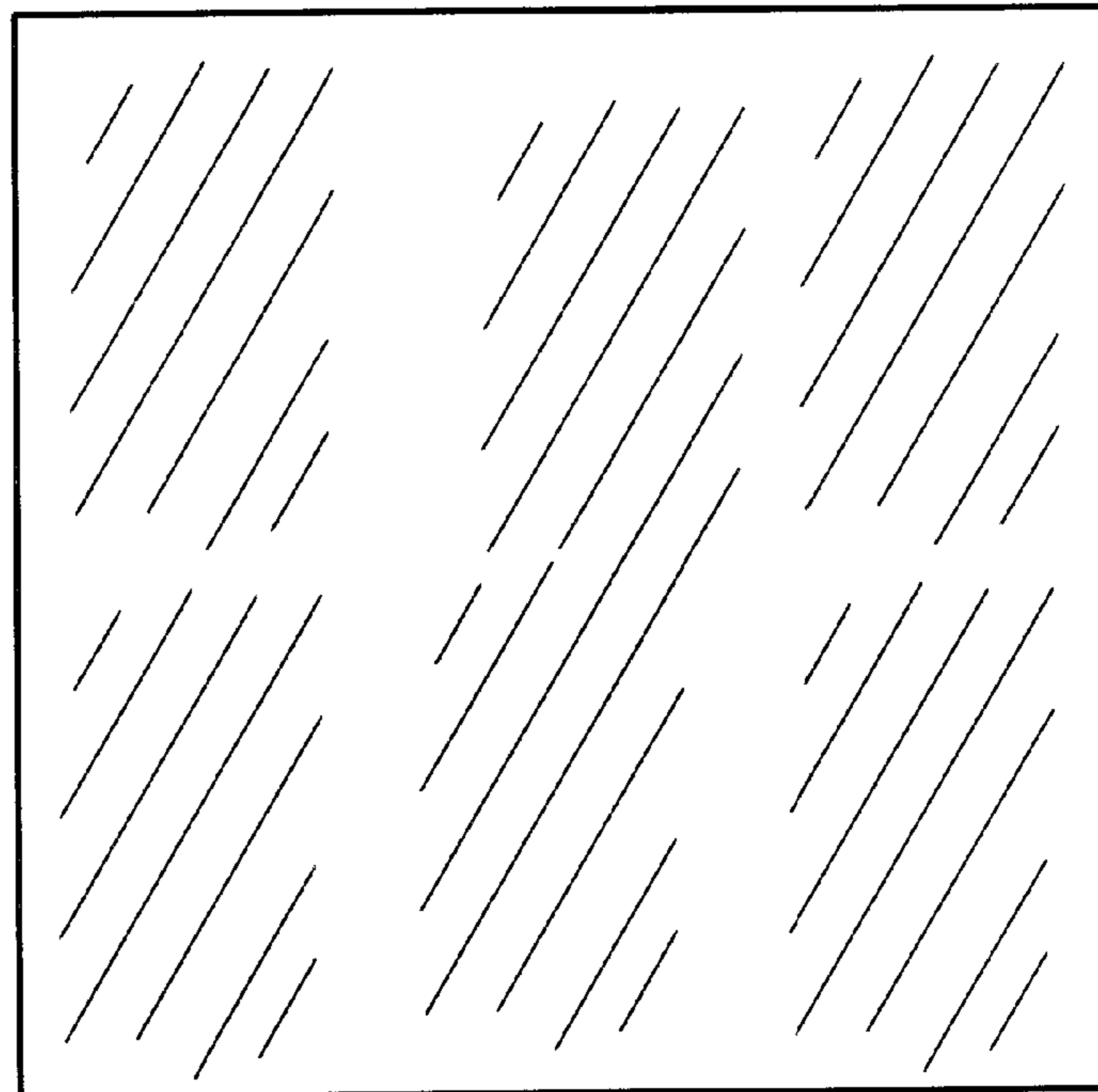


Figure 7