



US00D436137S

(12) **United States Design Patent**  
**Grant et al.**

(10) **Patent No.:** **US D436,137 S**

(45) **Date of Patent:** **\*\* Jan. 9, 2001**

(54) **FLEXIBLE CATALOGUE DISPLAY**

(75) Inventors: **Dean Grant**, Etobicoke; **Rick Morris**, Oakville, both of (CA)

(73) Assignee: **Strath Elgin Inc.**, Mississauga (CA)

(\*\*) Term: **14 Years**

(21) Appl. No.: **29/089,717**

(22) Filed: **Jun. 22, 1998**

(30) **Foreign Application Priority Data**

Jun. 15, 1998 (CA) ..... 1998-1456

(51) **LOC (7) Cl.** ..... **20-02**

(52) **U.S. Cl.** ..... **D20/41**

(58) **Field of Search** ..... D20/10, 19, 39, D20/40, 41, 42; D6/454; 281/38; 402/79; 229/67.1, 87.06; 206/425; 40/584, 661, 404, 642.02, 649, 607, 662, 657, 654.01; 428/41.7, 202; 211/45, 47, 44, 49.1, 50, 52

(56) **References Cited**

**U.S. PATENT DOCUMENTS**

- D. 322,097 \* 12/1991 Fritz ..... D20/42
- D. 393,875 \* 4/1998 Brooks ..... D20/42 X
- 1,767,980 \* 6/1930 Hintze ..... 40/607 X
- 3,298,374 \* 1/1967 Grundell ..... 40/649 X
- 3,618,242 \* 11/1971 Ivory ..... 40/404
- 3,734,155 \* 5/1973 Stenger ..... 206/425 X

- 3,957,159 \* 5/1976 Radek ..... 211/131.1 X
- 4,447,973 \* 5/1984 Wihlke ..... 281/38
- 5,114,009 \* 5/1992 Johnston ..... 206/425
- 5,806,688 \* 9/1998 Adenau et al. .... 211/47
- 5,836,459 \* 11/1998 Nezwek et al. .... 211/50
- 5,850,705 \* 12/1998 Groh ..... 40/654.01 X

\* cited by examiner

*Primary Examiner*—Susan J. Lucas

*Assistant Examiner*—Jennifer Rivard

(74) *Attorney, Agent, or Firm*—Eugene J. A. Gierczak

(57) **CLAIM**

The ornamental design for the flexible catalogue display, as shown and described.

**DESCRIPTION**

FIG. 1 is a front perspective view of the flexible catalogue display.

FIG. 2 is a back perspective view of the flexible catalogue display.

FIG. 3 is a front plan view of the flexible catalogue display.

FIG. 4 is a left end view of the flexible catalogue display.

FIG. 5 is a back plan view of the flexible catalogue display.


FIG. 6 is a right end view of the flexible catalogue display.

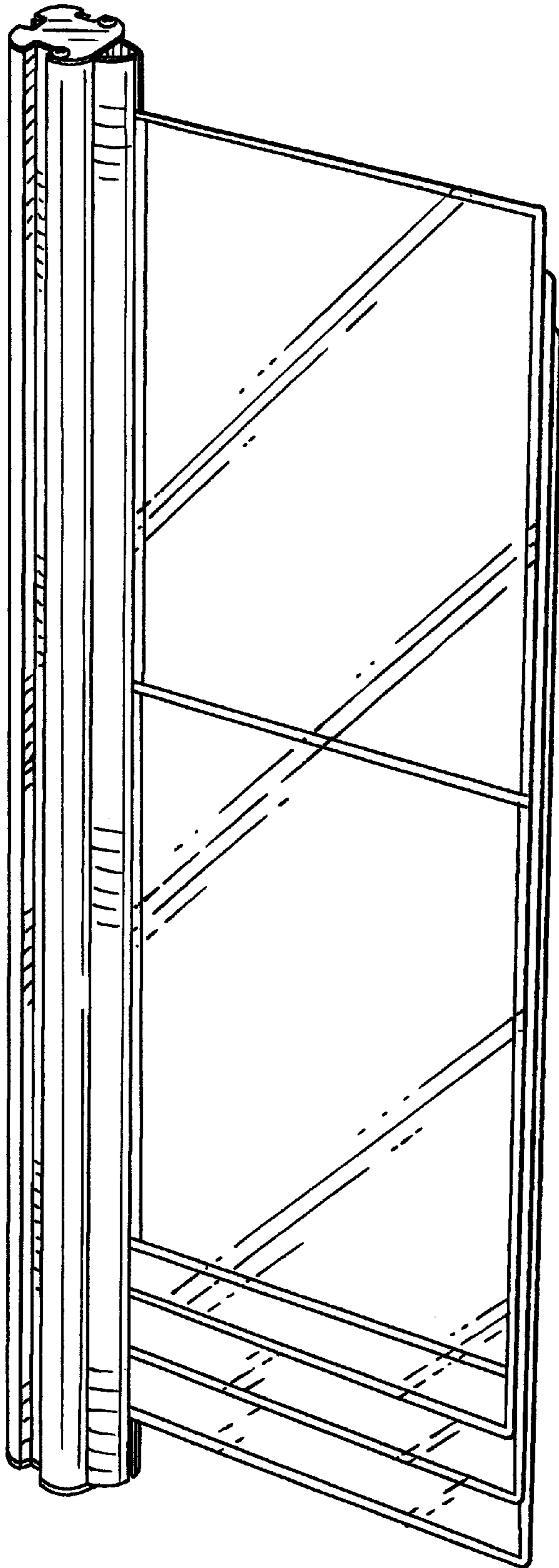
FIG. 7 is a top view of the flexible catalogue display.

FIG. 8 is a bottom view of the flexible catalogue display; and,


FIG. 9 is a front perspective view of the flexible catalogue display in use.

**1 Claim, 6 Drawing Sheets**

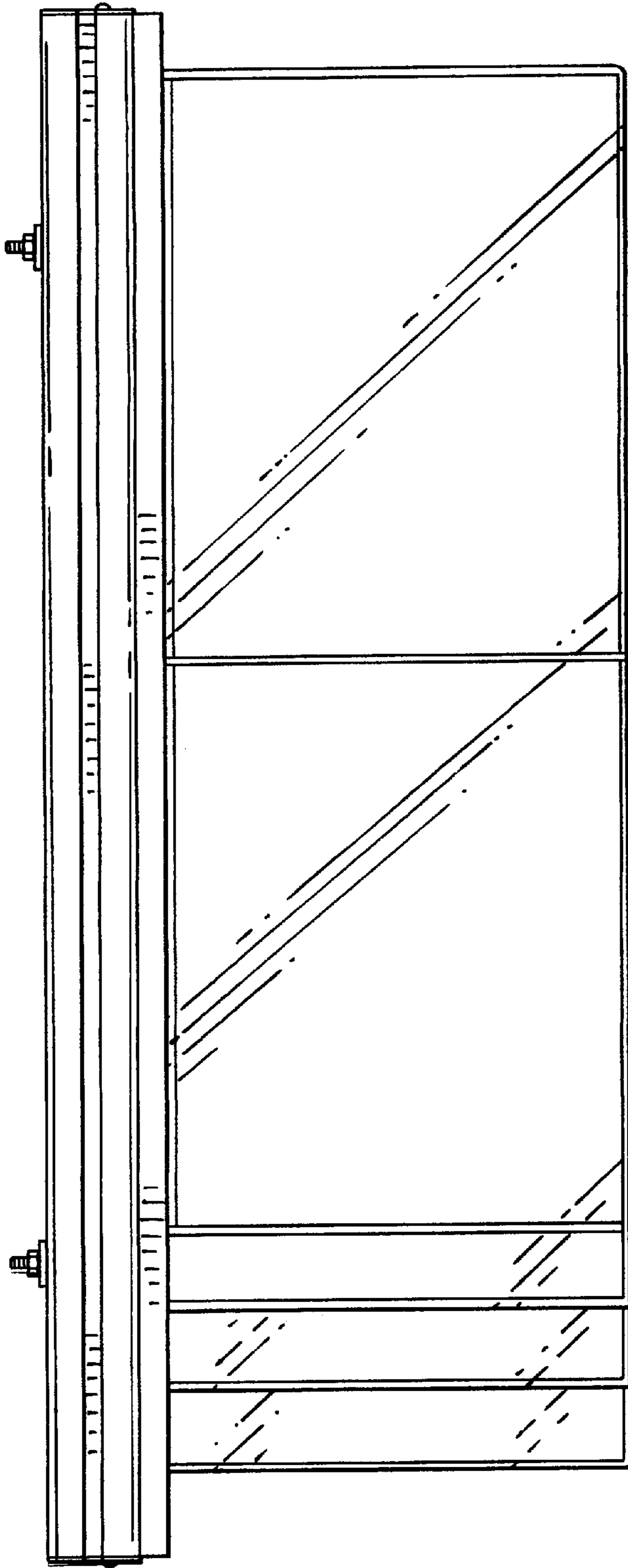




**FIG. 1**



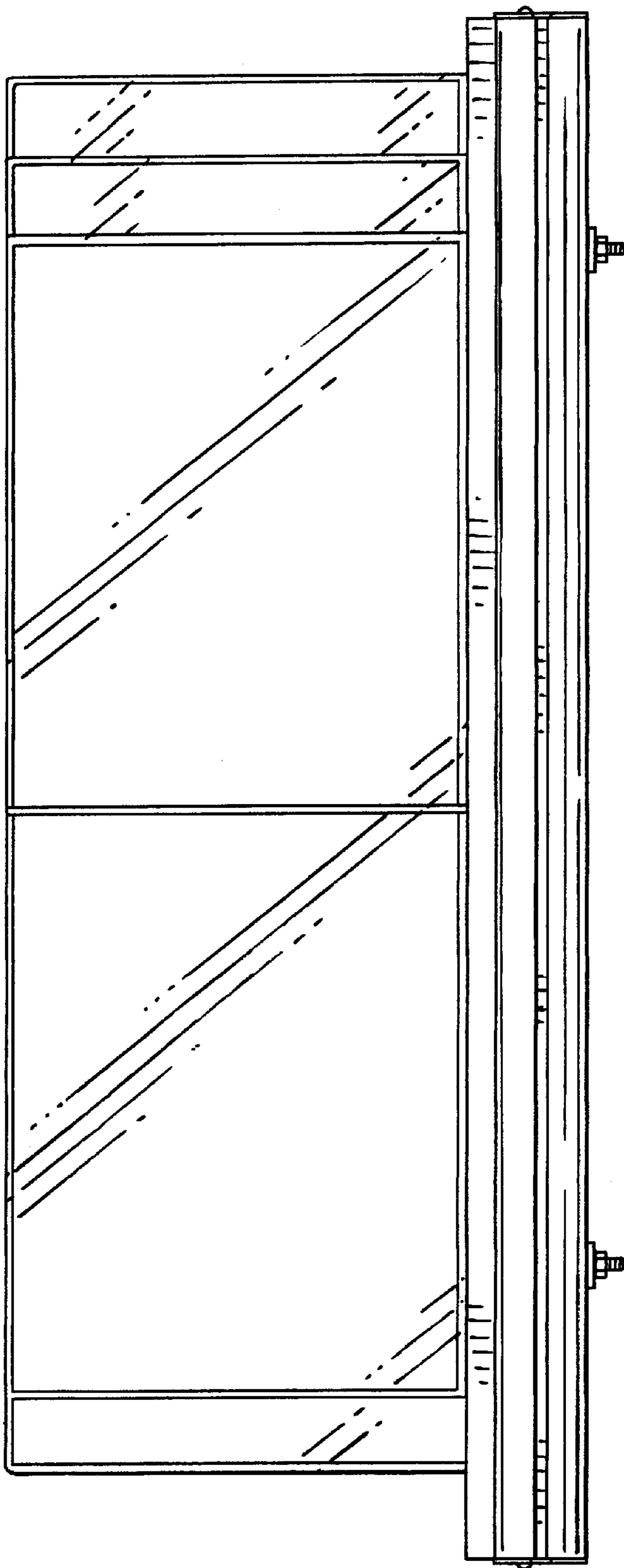
**FIG. 2**



**FIG. 3**



**FIG. 4**



**FIG. 5**



**FIG. 6**




FIG. 7





FIG. 8



**FIG. 9**