



US00D436136S

(12) **United States Design Patent**
Young

(10) **Patent No.:** **US D436,136 S**

(45) **Date of Patent:** **** Jan. 9, 2001**

(54) **BUCKLE STRAP FOR A GOLF BAG**

D. 380,012 * 6/1997 McGarry-Webster D20/22

(76) **Inventor:** **Lloyd B. Young**, 4710 N. College Rd.,
Castle Hayne, NC (US) 28429

* cited by examiner

(**) **Term:** **14 Years**

Primary Examiner—Marcus A. Jackson

(74) *Attorney, Agent, or Firm*—Rhodes & Mason, PLLC

(21) **Appl. No.:** **29/104,374**

(57) **CLAIM**

(22) **Filed:** **May 4, 1999**

The ornamental design for a buckle strap for a golf bag, as shown and described.

(51) **LOC (7) Cl.** **19-08**

DESCRIPTION

(52) **U.S. Cl.** **D20/22**

FIG. 1 is a bottom view of the buckle strap for a golf bag.

(58) **Field of Search** D20/12, 19, 21,

FIG. 2 is a top view of the buckle strap for a golf bag.

D20/22, 27, 40, 42; D21/234; 40/299.01,

FIG. 3 is a right side view of the buckle strap for a golf bag.

6, 1.5, 1.6, 489, 640, 653, 662

FIG. 4 is a left side view of the buckle strap for a golf bag.

(56) **References Cited**

FIG. 5 is a front view of the buckle strap for a golf bag; and,

FIG. 6 is a rear view of the buckle strap for a golf bag.

U.S. PATENT DOCUMENTS

D. 355,678 * 2/1995 Mattox D20/22

1 Claim, 1 Drawing Sheet

D. 368,508 * 4/1996 Garrett D20/22

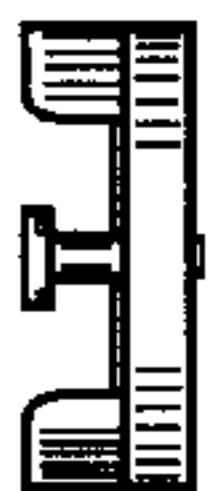
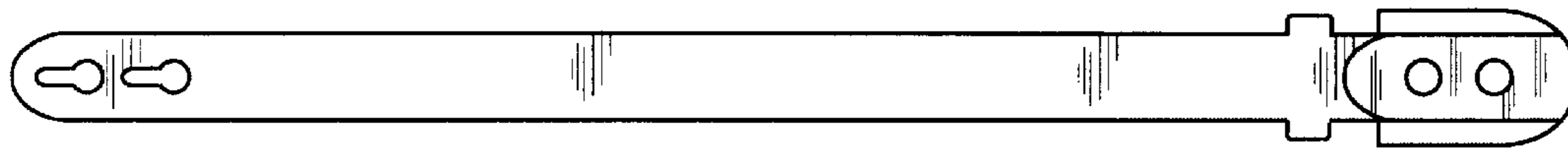


Fig. 1




Fig. 2

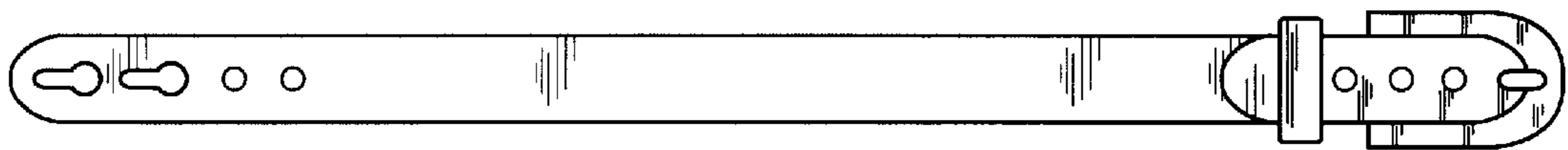


Fig. 3

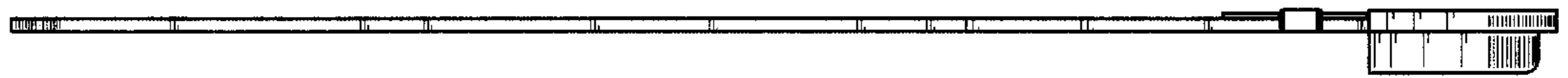


Fig. 4



Fig. 5



Fig. 6

