



US00D436134S

(12) **United States Design Patent**  
**Aguayo, Jr.**

(10) **Patent No.:** **US D436,134 S**

(45) **Date of Patent:** **\*\* Jan. 9, 2001**

(54) **PEDESTAL DISPLAY CASE FOR BASEBALL  
BAT**

*Primary Examiner*—Marcus A. Jackson  
(74) *Attorney, Agent, or Firm*—Christie, Parker & Hale,  
LLP

(76) **Inventor:** **Jose Aguayo, Jr.**, 2224 Edinburg Ave.,  
Cardiff by the Sea, CA (US) 92007

(\*\*) **Term:** **14 Years**

(57) **CLAIM**

The ornamental design for pedestal display case for baseball bat, as shown and described.

(21) **Appl. No.:** **29/122,030**

(22) **Filed:** **Apr. 18, 2000**

**DESCRIPTION**

(51) **LOC (7) Cl.** ..... **19-08**

FIG. 1 is a perspective view of the pedestal display case for a baseball bat showing my new design;

(52) **U.S. Cl.** ..... **D20/10**

(58) **Field of Search** ..... D20/10, 40, 99;  
D6/300–315, 424; 40/584, 624, 700, 711,  
714, 716, 720, 737, 738

FIG. 2 is a perspective view of the pedestal display case in the inverted position;

FIG. 3 is a front elevation view thereof;

(56) **References Cited**

FIG. 4 is a top plan view thereof; and,

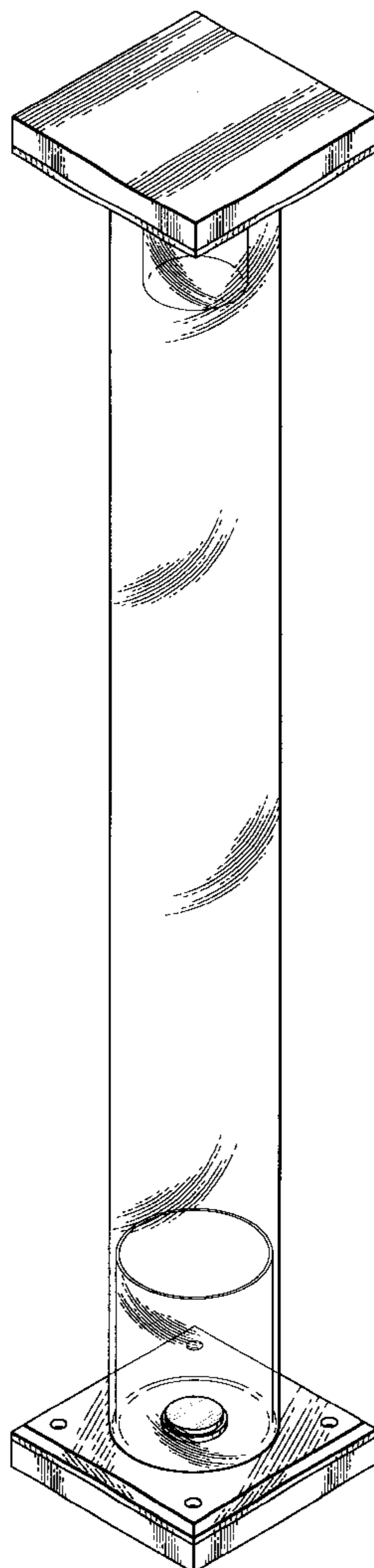
FIG. 5 is a bottom plan view thereof.

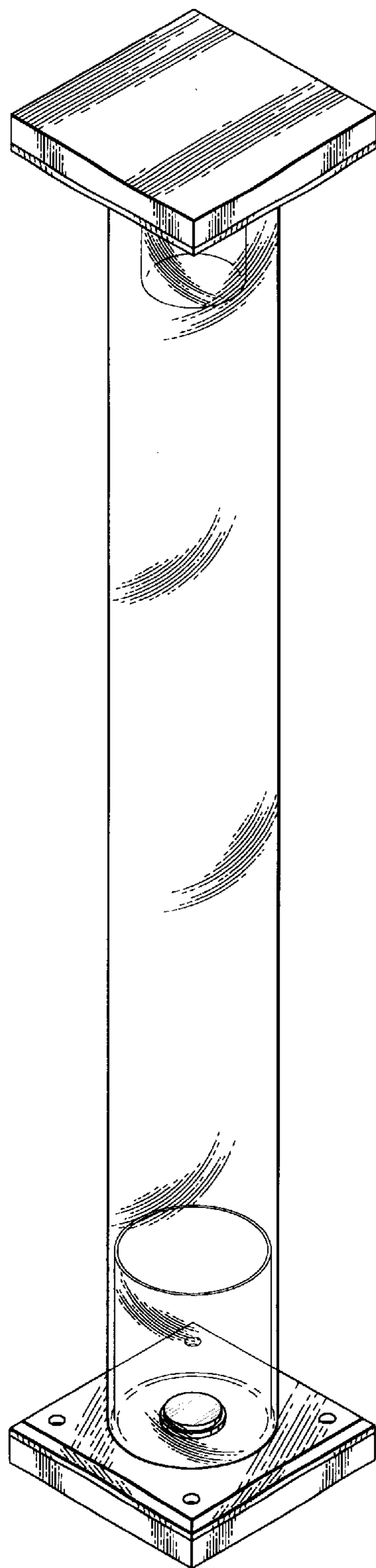
**U.S. PATENT DOCUMENTS**

D. 380,906 \* 7/1997 White ..... D6/303

\* cited by examiner

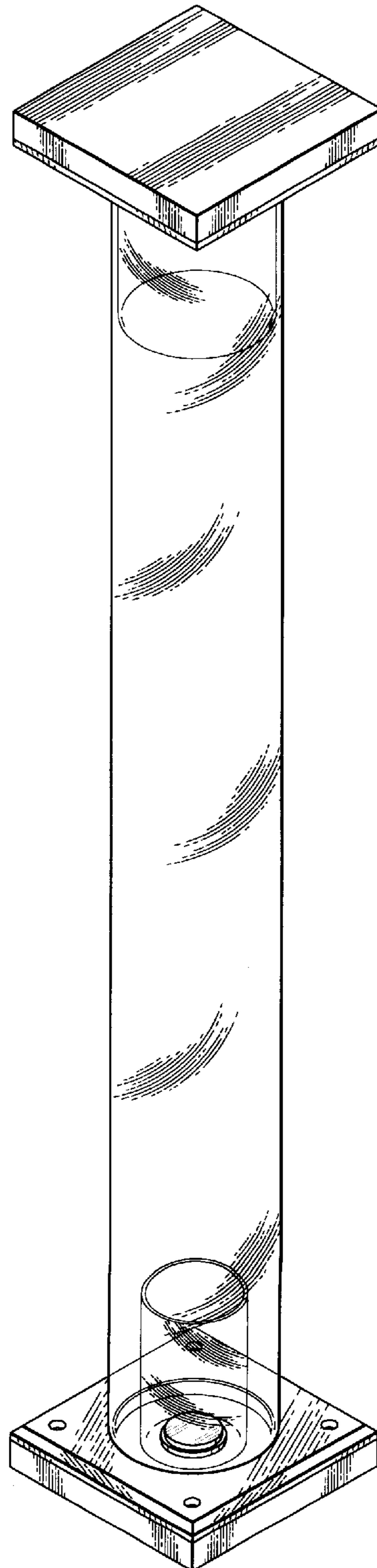
**1 Claim, 2 Drawing Sheets**



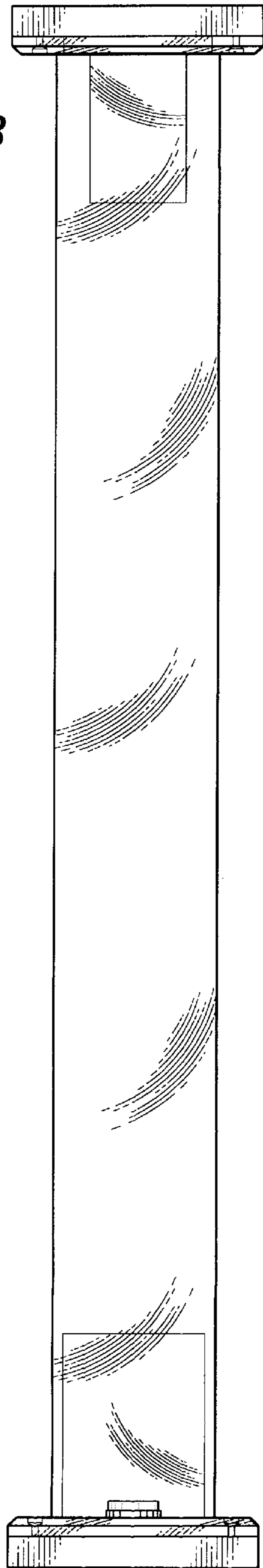


*FIG. 1*

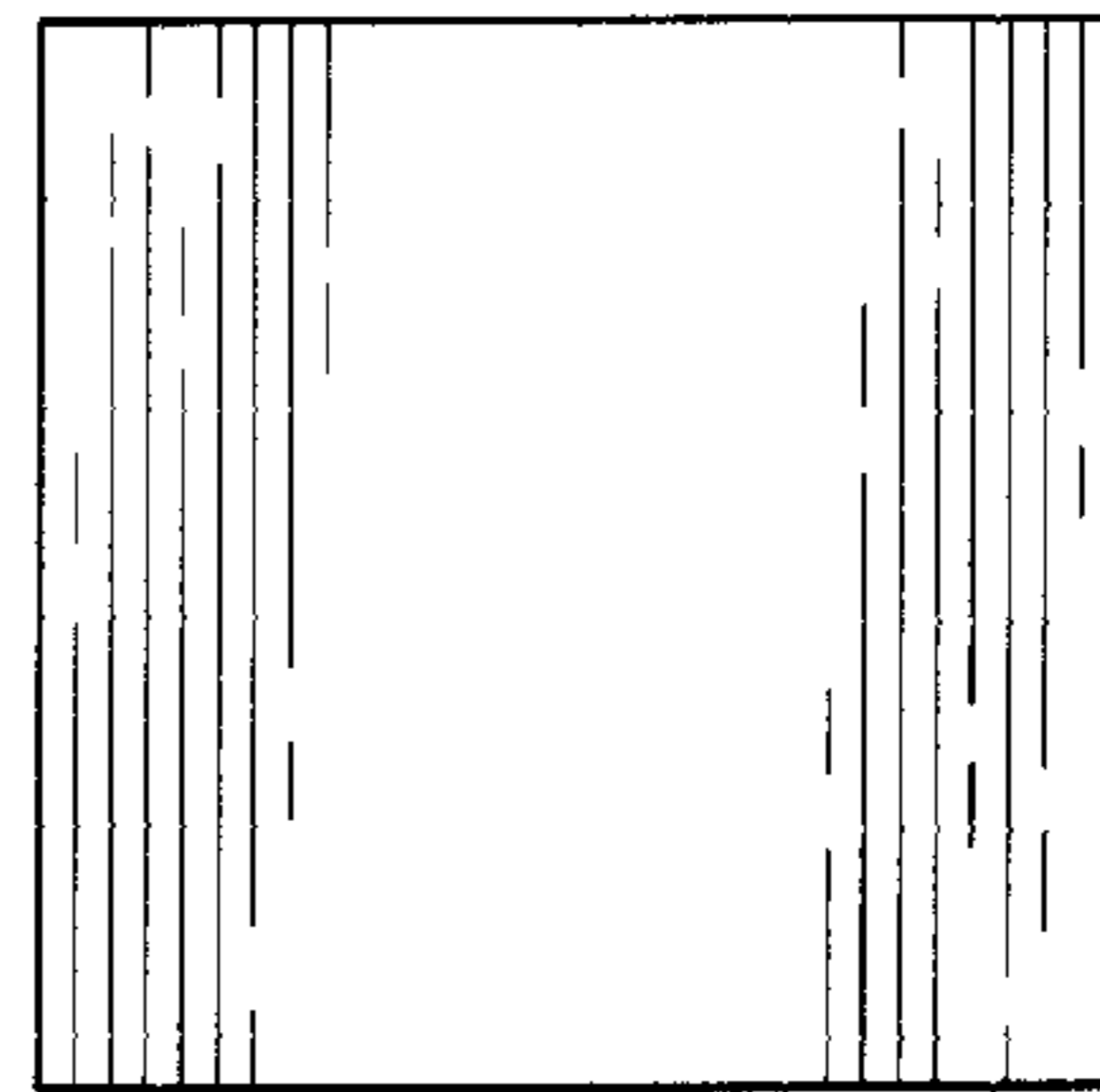
*FIG. 2*



*FIG. 3*



*FIG. 4*



*FIG. 5*

