



US00D436133S

(12) **United States Design Patent**  
**Osborn et al.**

(10) **Patent No.:** **US D436,133 S**  
(45) **Date of Patent:** **\*\* Jan. 9, 2001**

(54) **TRANSPORTATION COOLER-DISPENSER FACE**

(75) Inventors: **Stephen A. Osborn**, Moreland Hills, OH (US); **Rex M. Baker, III**, North Port, NY (US); **Paul Albert Carlson**, Kennesaw; **Tran Q. Minh**, Stockbridge, both of GA (US); **Alejandro Reynal**, Boston, MA (US)

(73) Assignee: **The Coca-Cola Company**, Atlanta, GA (US)

(\*\*) Term: **14 Years**

(21) Appl. No.: **29/101,514**

(22) Filed: **Mar. 4, 1999**

(51) **LOC (7) Cl.** ..... **20-01**

(52) **U.S. Cl.** ..... **D20/8; D20/5**

(58) **Field of Search** ..... D20/1, 4-5, 8; 194/205-207, 255, 350; 221/129, 133, 155; 312/138

(56) **References Cited**

**U.S. PATENT DOCUMENTS**

- D. 290,142 \* 6/1987 Morgan, Jr. et al. .... D20/5
- D. 356,342 \* 3/1995 Reese et al. .... D20/4
- D. 368,619 \* 4/1996 Garber ..... D20/1 X
- D. 370,030 \* 5/1996 Wingate et al. .... D20/1
- D. 387,810 \* 12/1997 Fink et al. .... D20/4 X
- D. 391,608 \* 3/1998 Fink et al. .... D20/8

- 495,351 4/1893 Luster .
- 4,676,074 6/1987 Morgan, Jr. et al. .... 62/277
- 4,729,480 3/1988 Groover et al. .... 211/59.2
- 5,183,142 \* 2/1993 Latchinian et al. .... 194/205
- 5,247,798 9/1993 Collard, Jr. .... 62/3.62
- 5,584,547 \* 12/1996 Trulaske, Sr. .... D20/1 X

\* cited by examiner

*Primary Examiner*—Nanda Bondade

(74) *Attorney, Agent, or Firm*—Finnegan, Henderson, Farabow, Garrett & Dunner, L.L.P.

(57) **CLAIM**

The ornamental design for a transportation cooler-dispenser face, as shown and described.

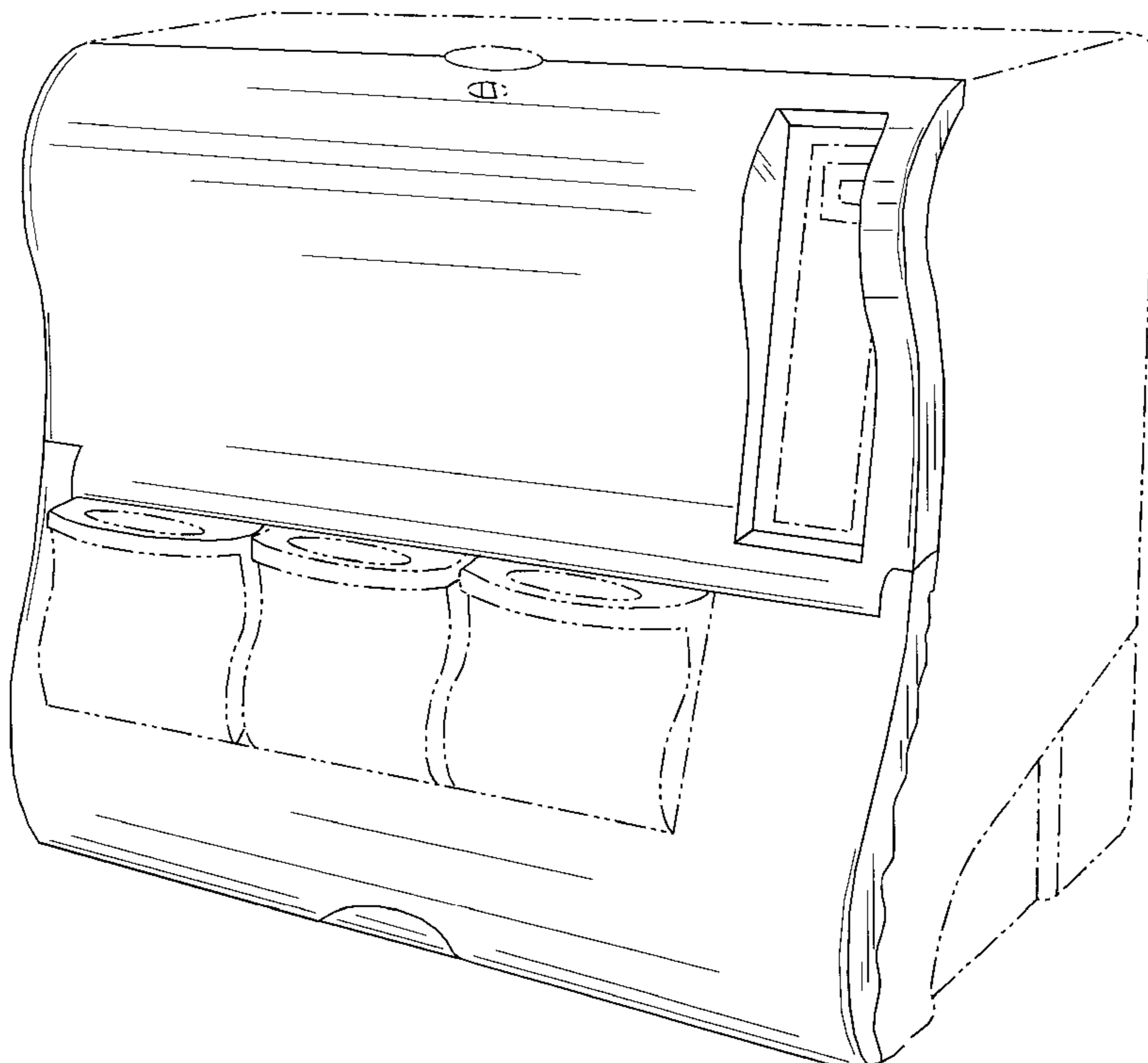
**DESCRIPTION**

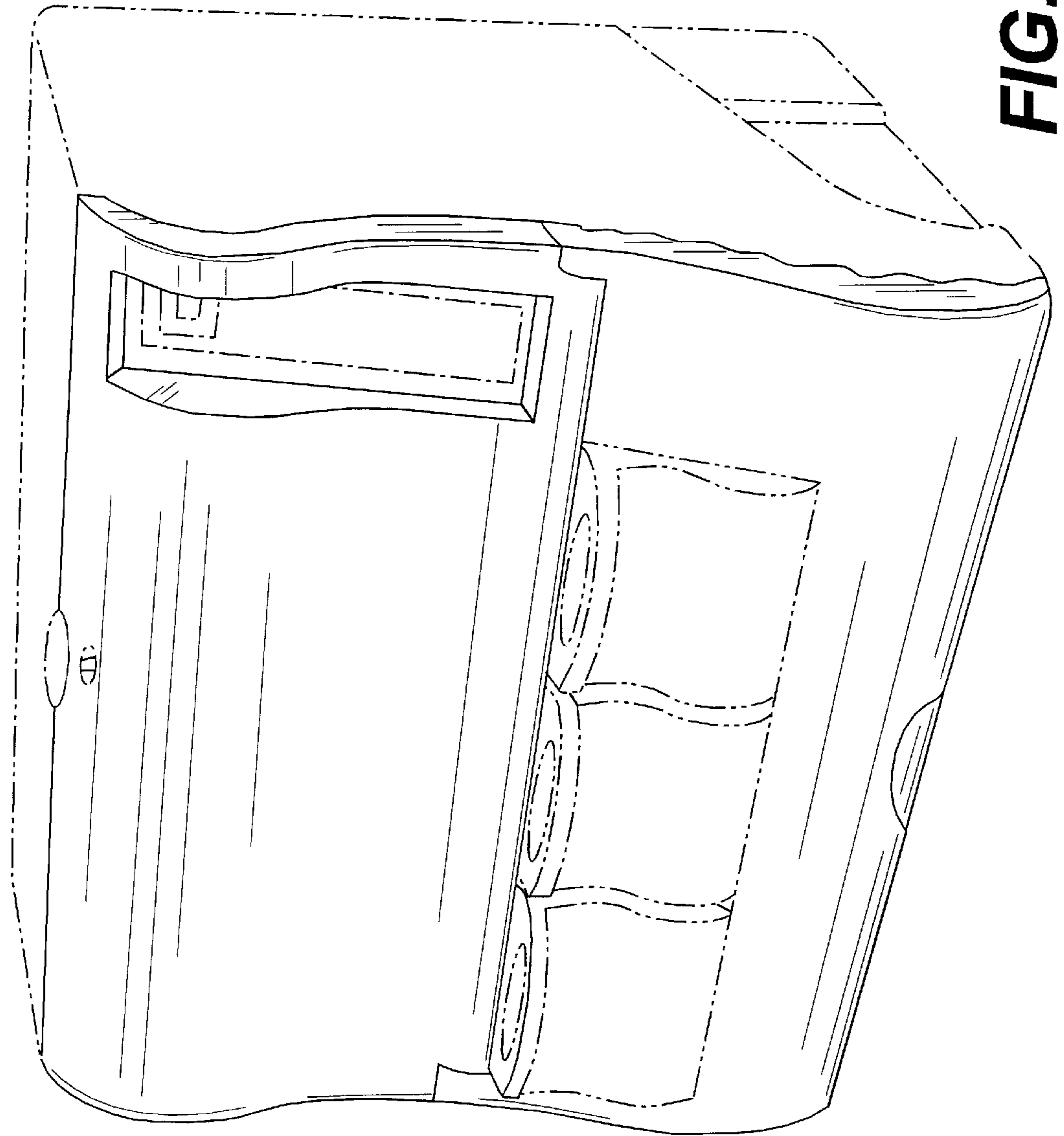
FIG. 1 is a right, front perspective view of the transportation cooler-dispenser face showing my new design;  
 FIG. 2 is a front elevational view of the transportation cooler-dispenser face of FIG. 1;  
 FIG. 3 is a right side elevational view of the transportation cooler-dispenser face of FIG. 1, the left side elevational view being a mirror image of FIG. 3; and,  
 FIG. 4 is a top plan view of the transportation cooler-dispenser face of FIG. 1.

The bottom and rear of the transportation cooler-dispenser face, are unornamented.

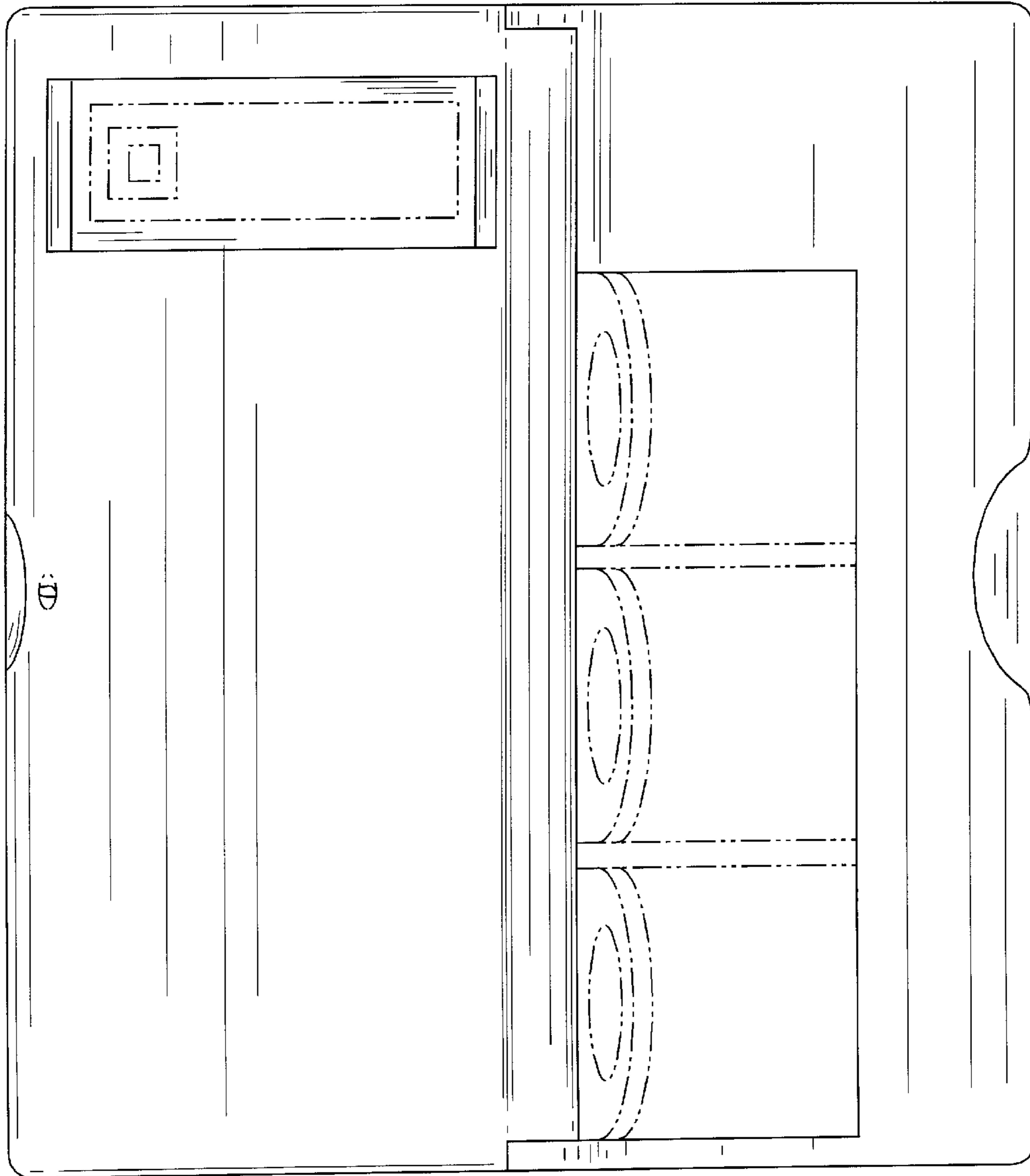
Those aspects depicted in broken lines are for environmental purposes only and form no part of the claimed design.

**1 Claim, 3 Drawing Sheets**

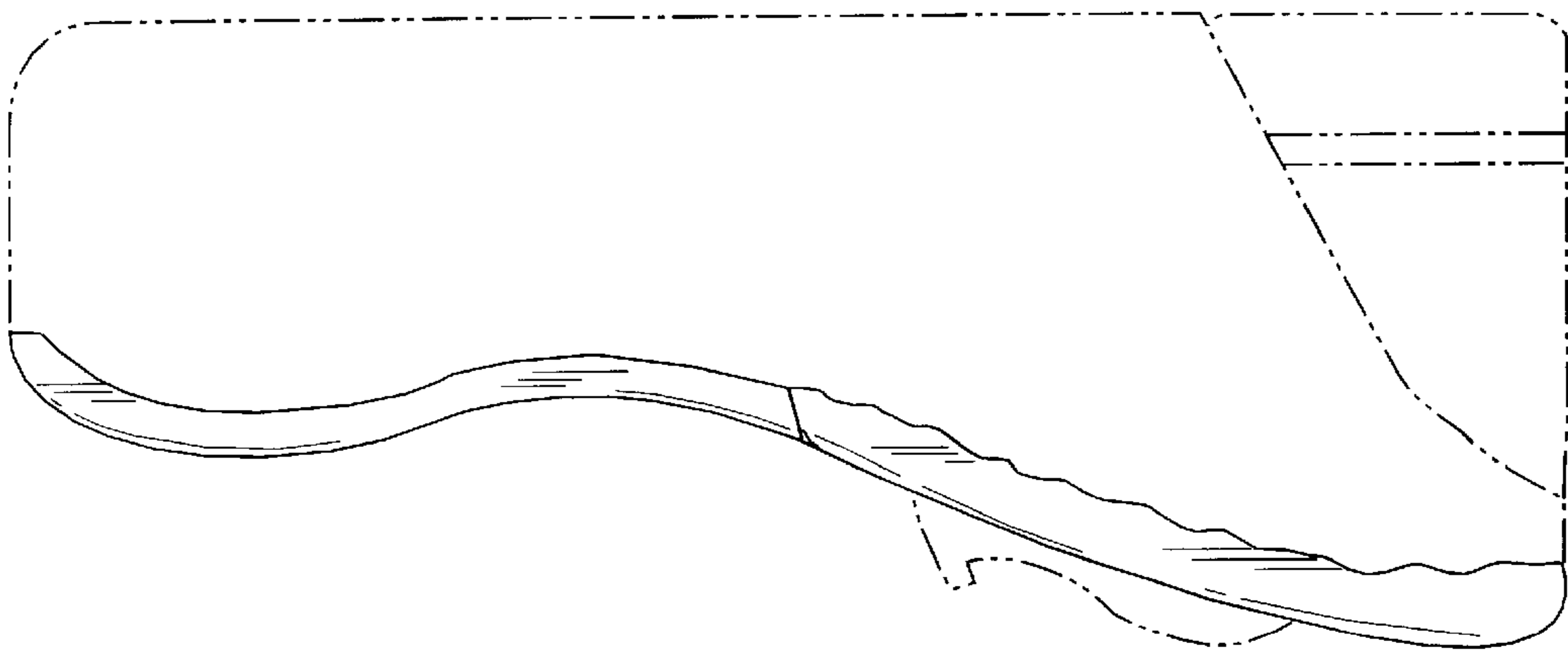




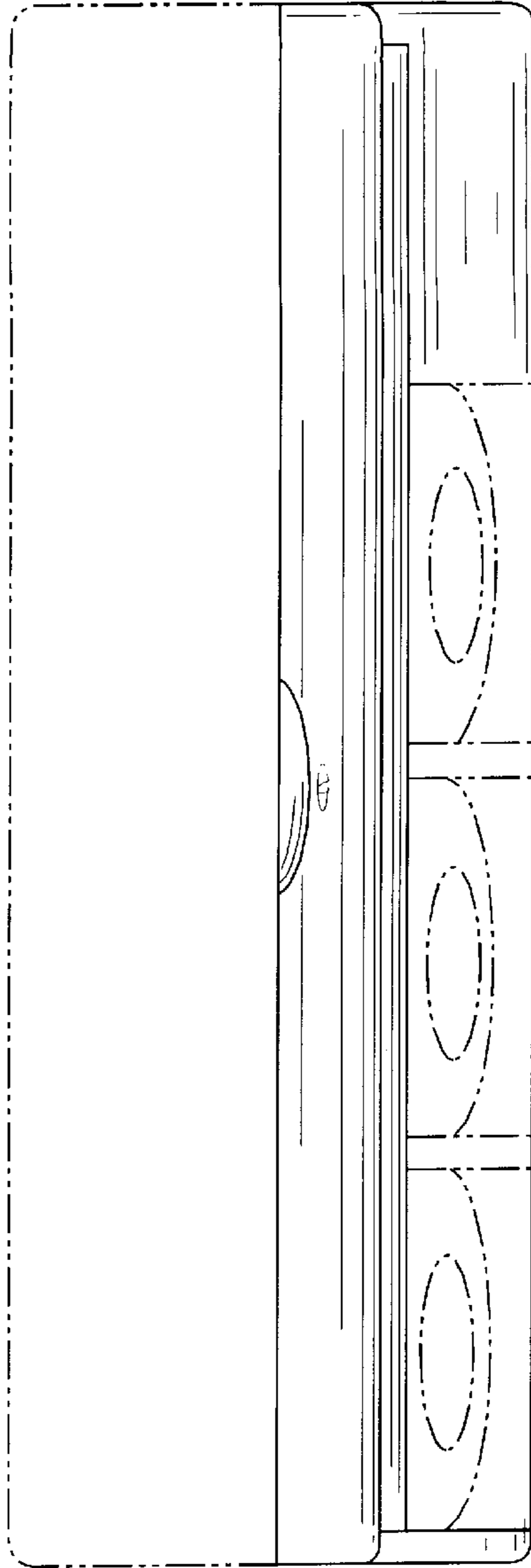
**FIG. 1**



**FIG. 2**



**FIG. 3**



**FIG. 4**