



US00D436128S

(12) **United States Design Patent**  
**Keglmaier**

(10) **Patent No.:** **US D436,128 S**

(45) **Date of Patent:** **\*\* Jan. 9, 2001**

(54) **COMBINED BLACKBOARD AND TRAY**

2,499,240	*	2/1950	Aiken	.....	434/416
3,336,682	*	8/1967	Genin	.....	434/416
4,133,123	*	1/1979	Anderson	.....	40/1
5,035,626	*	7/1991	Persing	.....	434/408

(75) **Inventor:** **Arno Keglmaier, Tuebingen (DE)**

(73) **Assignee:** **WKB Wirtschafts-und  
Konzeptberatung GmbH, Tuebingen  
(DE)**

\* cited by examiner

(\*\*) **Term:** **14 Years**

*Primary Examiner*—Martie K. Holtje

(74) *Attorney, Agent, or Firm*—Pollock, Vande Sande & Amernick, R.L.L.P.

(21) **Appl. No.:** **29/115,600**

(57) **CLAIM**

(22) **Filed:** **Dec. 20, 1999**

The ornamental design for a combined blackboard and tray, as shown and described.

(30) **Foreign Application Priority Data**

**DESCRIPTION**

Jun. 21, 1999 (DE) ..... 4 99 05 969

(51) **LOC (7) Cl.** ..... **19-06**

(52) **U.S. Cl.** ..... **D19/52; D19/83; D19/36**

(58) **Field of Search** ..... D19/35, 36, 52,  
D19/65, 81-85, 99, 100; D6/574; 281/45,  
51; 248/441.1, 452; 434/408, 415, 417,  
418, 421, 430; D20/42, 43; 40/124.01,  
124.06

FIG. 1 is a perspective view of a combined blackboard and tray with the tray shown attached;  
FIG. 2 is a front elevational view, with the tray removed for ease of illustration;  
FIG. 3 is a side elevational view of FIG. 2;  
FIG. 4 is a top plan view of FIG. 2;  
FIG. 5 is a perspective view of the tray in FIG. 1 shown separately for ease of illustration;  
FIG. 6 is a front view of the tray;  
FIG. 7 is a side view of the tray;  
FIG. 8 is a top view of the tray; and,  
FIG. 9 is a perspective view of the tray prior to being bent to the shape shown in FIG. 5.

(56) **References Cited**

**U.S. PATENT DOCUMENTS**

D. 250,652	*	12/1978	Anderson	.....	D19/52
D. 339,379	*	9/1993	Pershing	.....	D19/52
D. 353,295	*	12/1994	Bodine	.....	D6/574

**1 Claim, 2 Drawing Sheets**

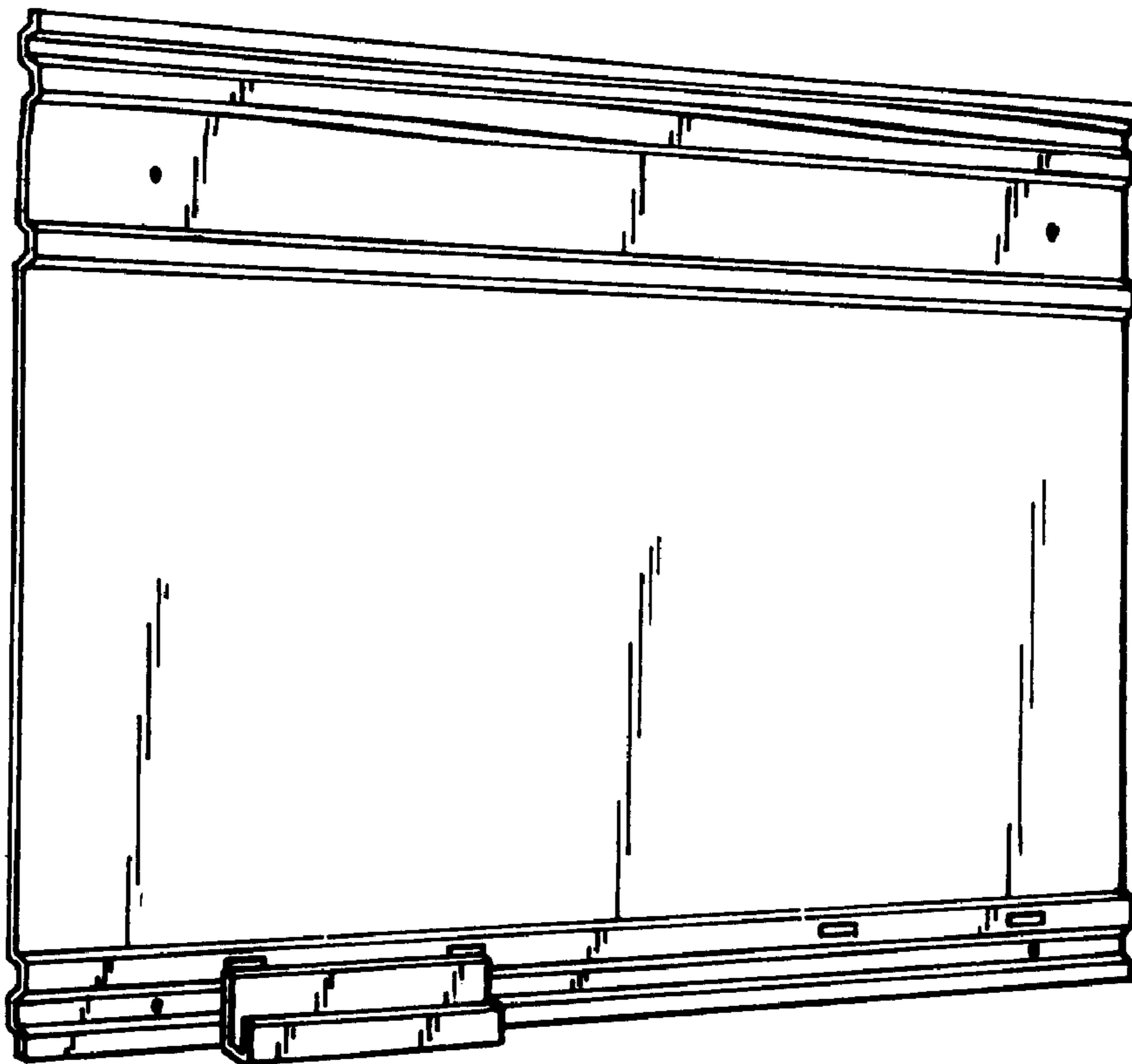


FIG.1

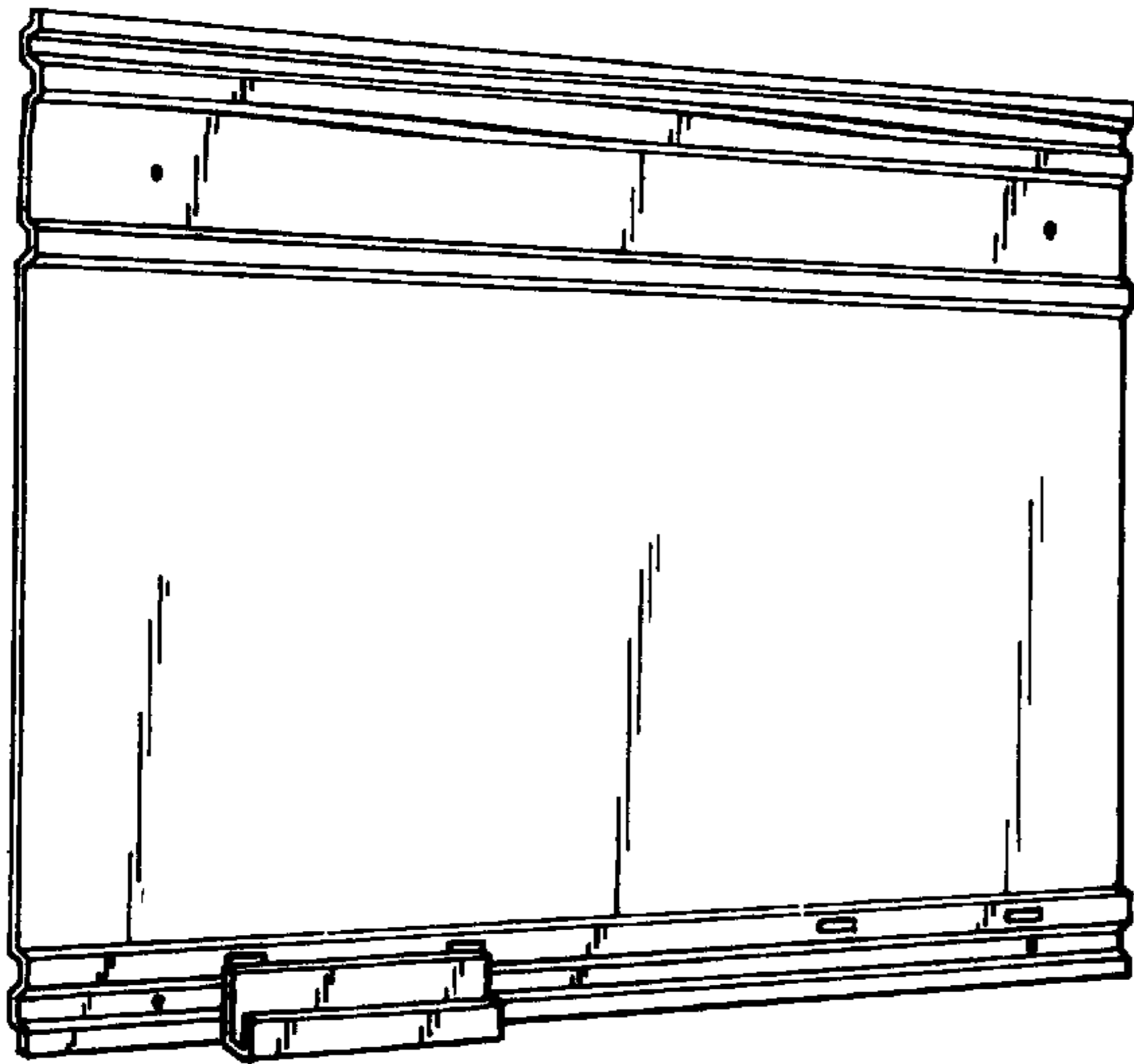


FIG.2

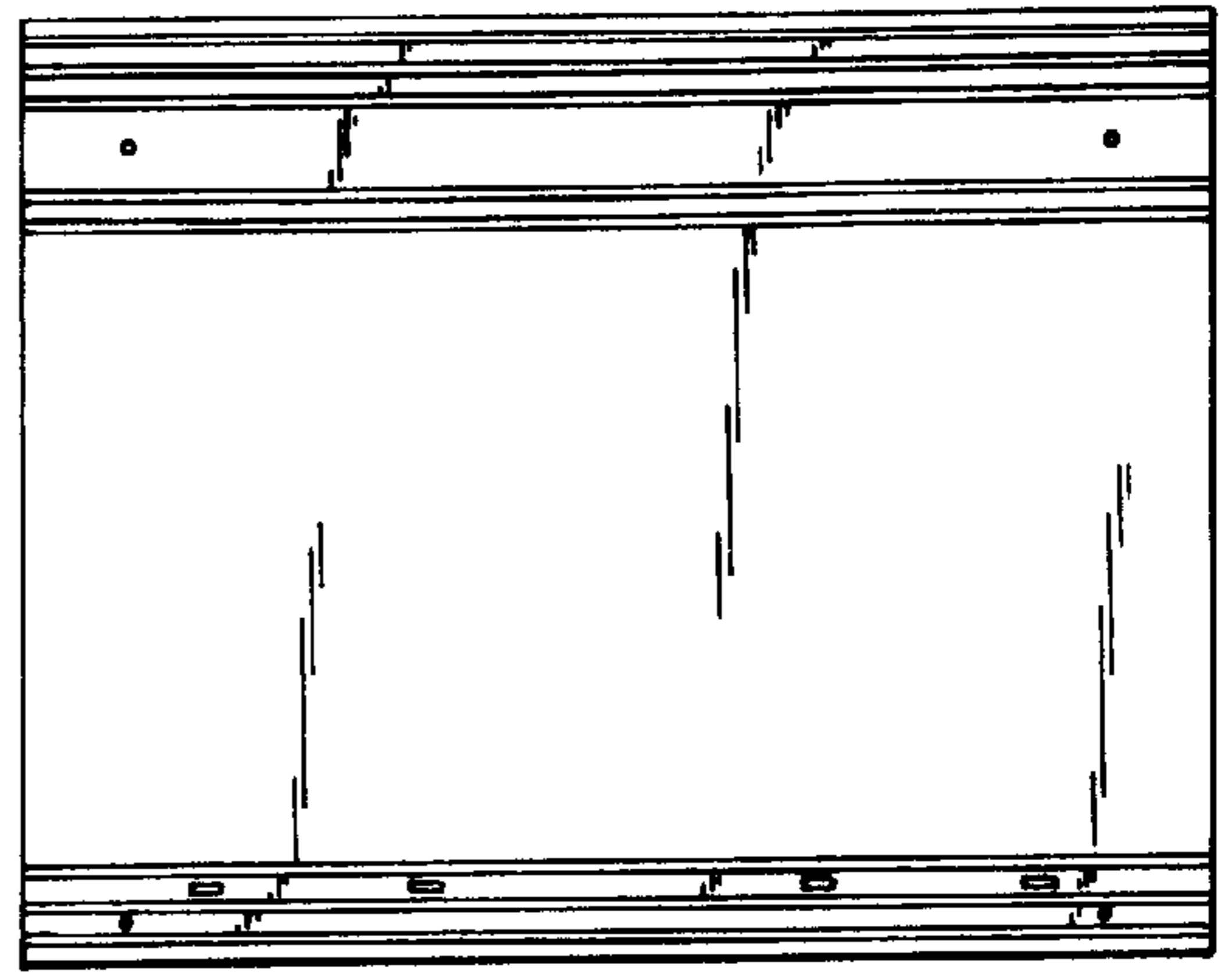


FIG.3



FIG.4




FIG.5

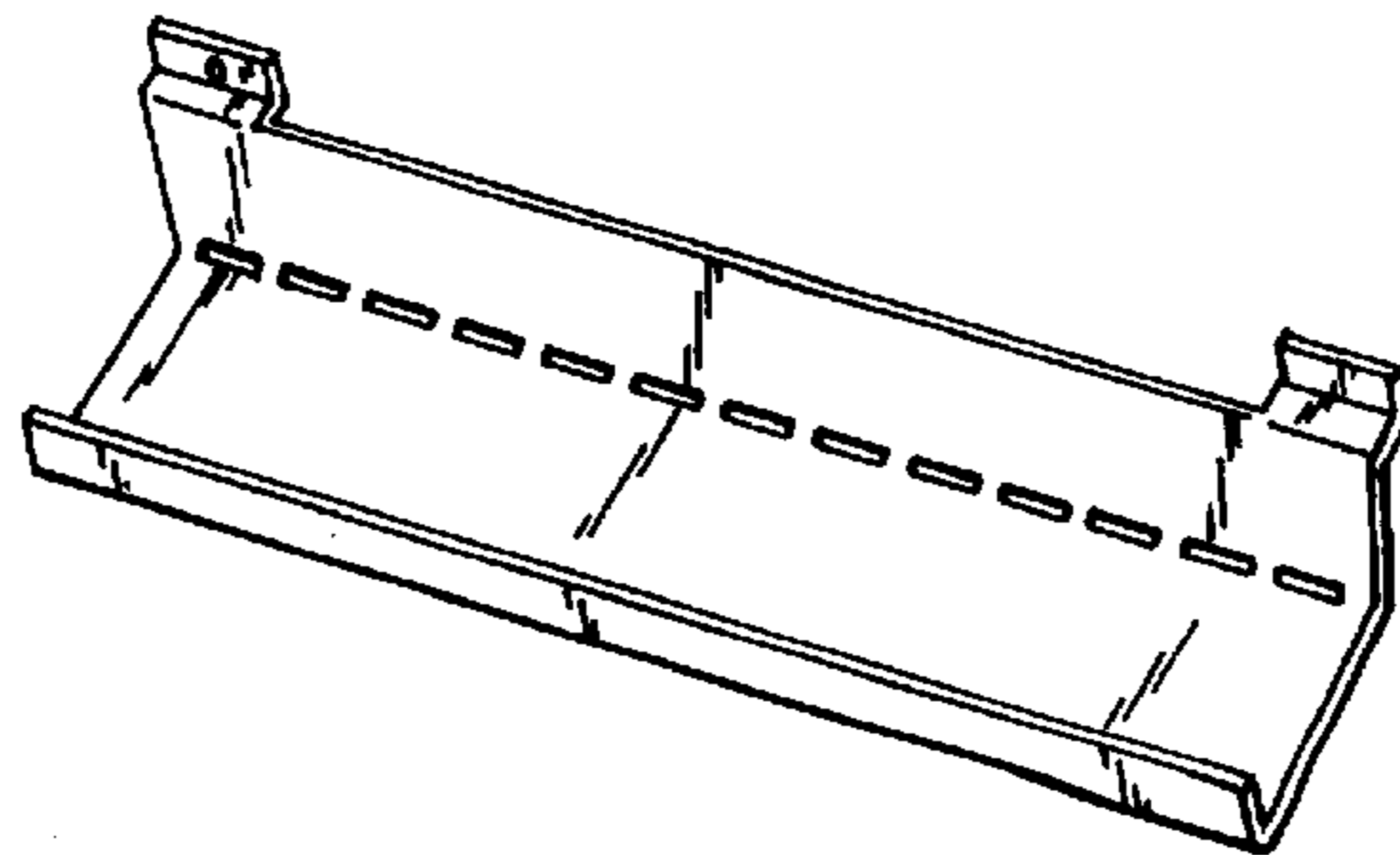


FIG.6

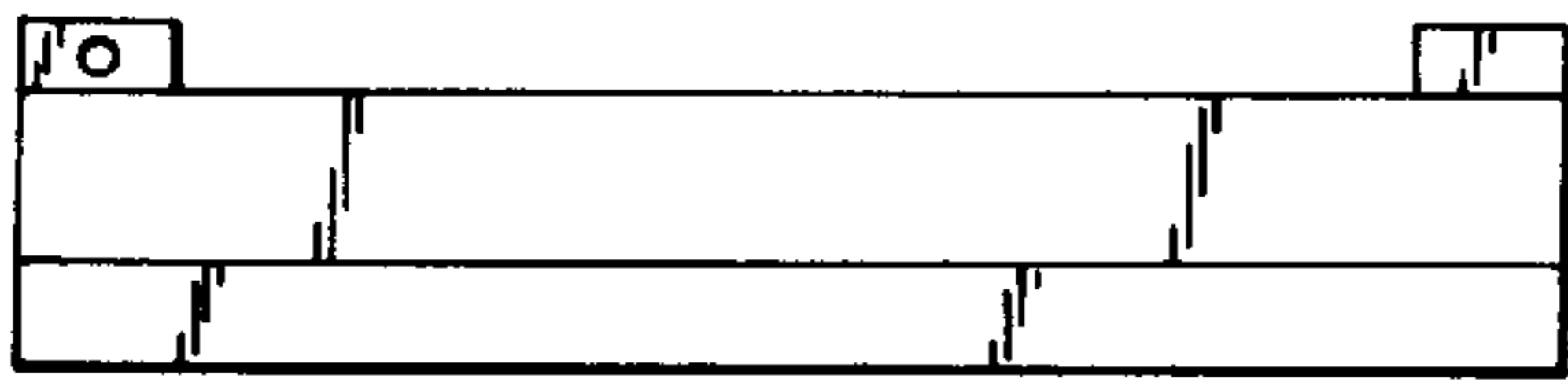


FIG.7

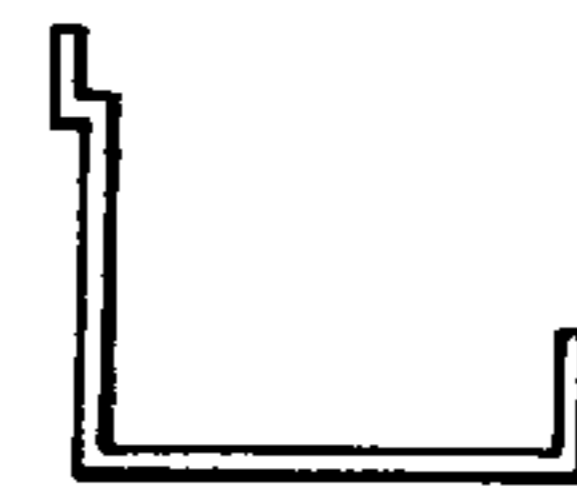


FIG.8




FIG.9

