



US00D436127S

(12) **United States Design Patent**
Hung

(10) **Patent No.:** **US D436,127 S**

(45) **Date of Patent:** **** Jan. 9, 2001**

(54) **PEN**

(76) **Inventor:** **Kun-Cheng Hung**, No. 50, Lane 91,
Sec. 1, Nei-Hwu Rd., Taipei (TW)

(**) **Term:** **14 Years**

(21) **Appl. No.:** **29/125,192**

(22) **Filed:** **Jun. 20, 2000**

(51) **LOC (7) Cl.** **19-06**

(52) **U.S. Cl.** **D19/43; D19/48; D19/56;**
D19/57; D19/49

(58) **Field of Search** **D19/35, 36, 41-51,**
D19/53-58, 81-85; 401/6, 7, 88, 98, 202,
262, 243-247, 221

(56) **References Cited**

U.S. PATENT DOCUMENTS

- D. 120,137 * 4/1940 Most D19/49
- D. 121,406 * 7/1940 Whitehouse D19/49
- D. 188,266 * 6/1960 Bunn et al. D19/51
- D. 188,267 * 6/1960 Bunn et al. D19/57
- D. 234,225 * 1/1975 Ito D19/48

- D. 289,088 * 3/1987 Jankewitz D28/7
- D. 357,699 * 4/1995 Takanashi D19/48
- D. 387,382 * 12/1997 Nyambi et al. D19/57
- D. 428,441 * 7/2000 Isobe et al. D19/53

* cited by examiner

Primary Examiner—Martie K. Holtje
(74) *Attorney, Agent, or Firm*—Thomas, Kayden,
Hortemeyer & Risley LLP


(57) **CLAIM**

The ornamental design for a pen, as shown.

DESCRIPTION

FIG. 1 is a perspective view of a pen, showing my new design;
FIG. 2 is a front elevational view thereof;
FIG. 3 is a rear elevational view thereof;
FIG. 4 is a left elevational view thereof;
FIG. 5 is a right elevational view thereof;
FIG. 6 is a top plan view thereof; and,
FIG. 7 is a bottom plan view thereof.

1 Claim, 2 Drawing Sheets






FIG. 1




FIG. 6




FIG. 3

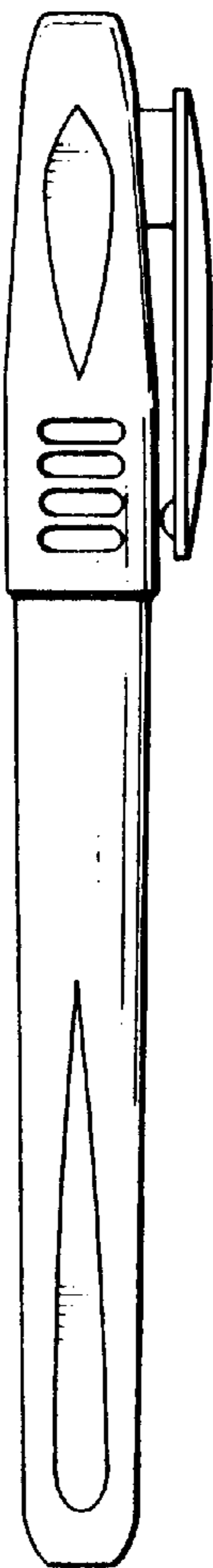


FIG. 4

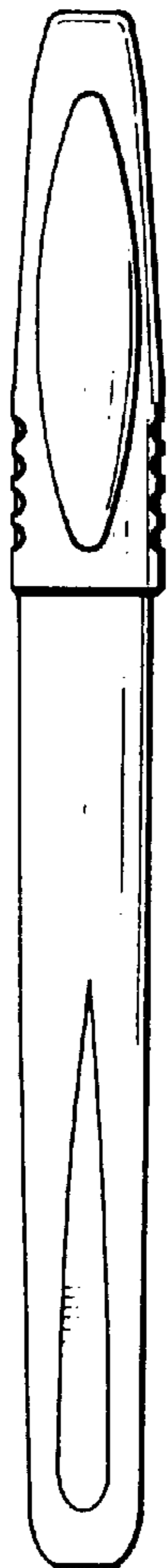


FIG. 2



FIG. 5




FIG. 7