



US00D436106S

(12) **United States Design Patent**  
**Mohamed**

(10) **Patent No.:** **US D436,106 S**

(45) **Date of Patent:** **\*\* Jan. 9, 2001**

(54) **APPLE-SHAPED MONITOR**

D. 386,182 11/1997 Leifer .  
D. 404,890 2/1999 Monahan et al. .

(76) Inventor: **Mamdouh N. Mohamed**, 9651  
Lendenbrook St., Fairfax, VA (US)  
22031

\* cited by examiner

(\*\*) Term: **14 Years**

*Primary Examiner*—Freda Nunn  
(74) *Attorney, Agent, or Firm*—Richard C. Litman

(21) Appl. No.: **29/108,234**

(57) **CLAIM**

(22) Filed: **Jul. 26, 1999**

The ornamental design for an apple-shaped monitor, as shown and described.

(51) **LOC (7) Cl.** ..... **14-02**

**DESCRIPTION**

(52) **U.S. Cl.** ..... **D14/371**

(58) **Field of Search** ..... D14/336, 337,  
D14/371, 300, 379, 333–335; D11/67; D6/306,  
597; D23/367; D2/860; D7/571; D1/106;  
D19/59

FIG. 1 is a perspective view of an apple-shaped monitor showing my new design;

FIG. 2 is a front elevational view thereof in the stored position with the unclaimed circular element attached;

FIG. 3 is a perspective view of a second embodiment thereof; and,

FIG. 4 is a front elevational view thereof in the stored position with the unclaimed circular element attached.

The broken line showings of various elements in FIGS. 1–4 are for illustrative purposes only, disclosing the types of attachments and accessories which can be used with the present design, and form no part of the claimed design.

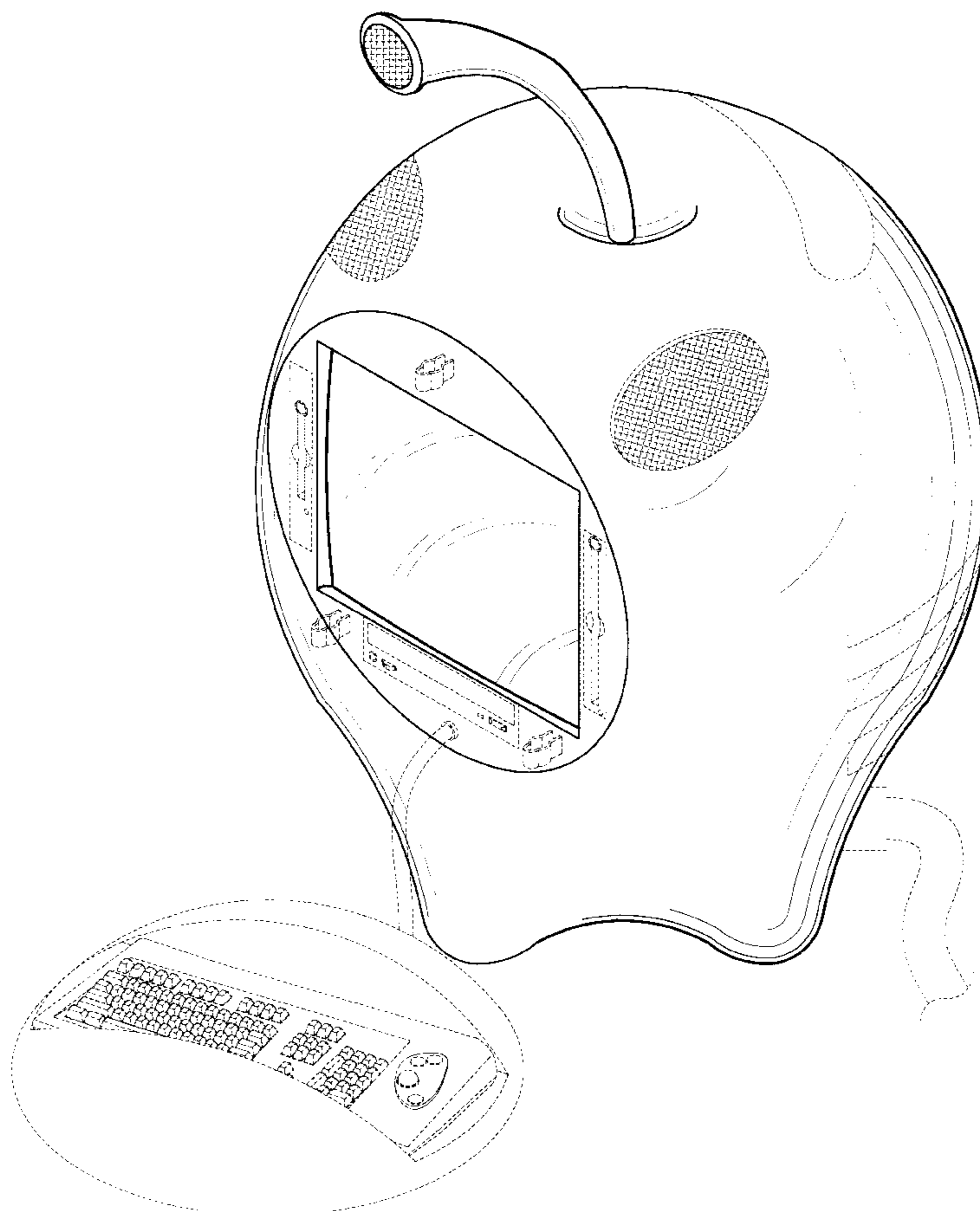
The undisclosed views are not a part of the claimed design.

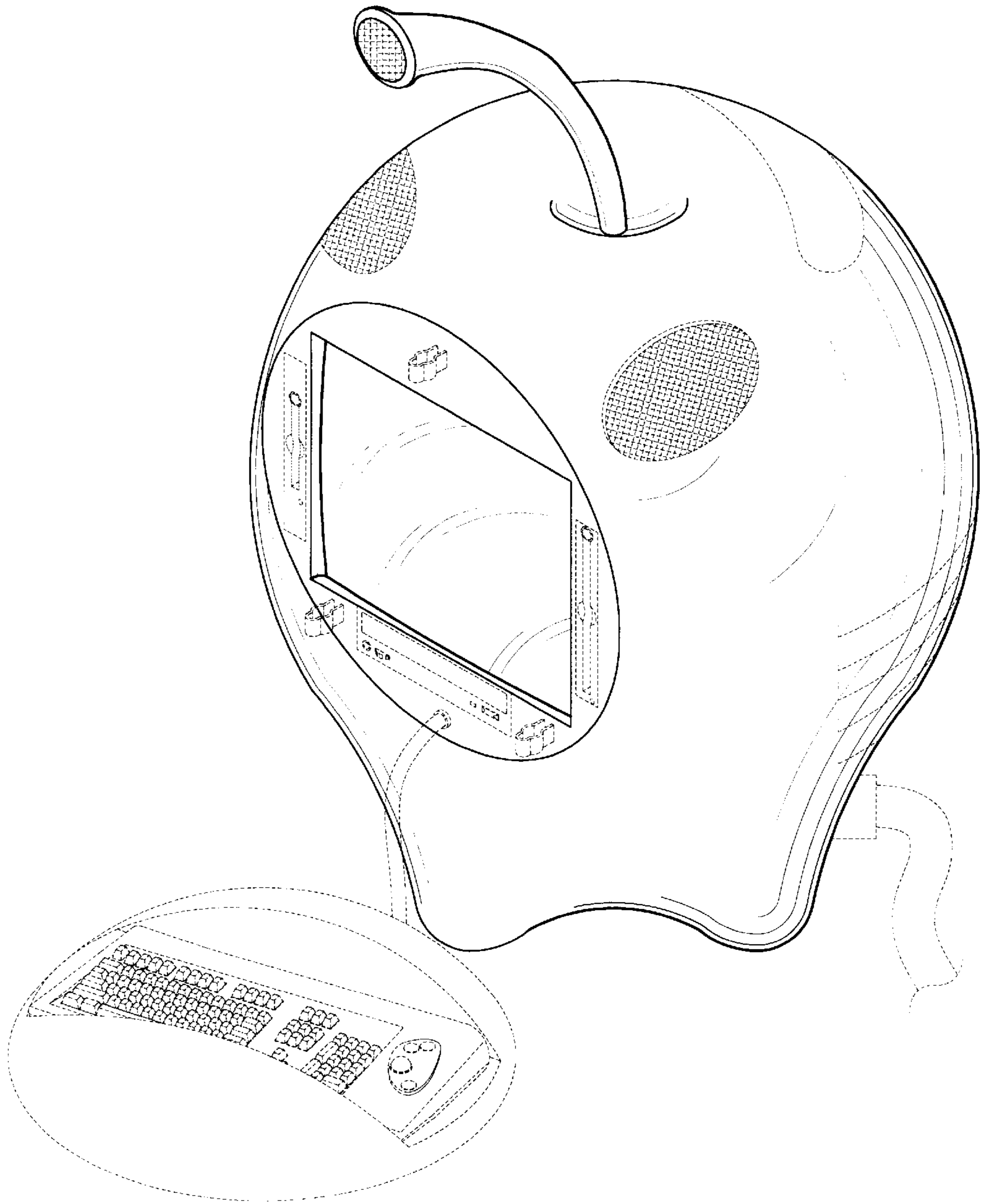
(56) **References Cited**

**U.S. PATENT DOCUMENTS**

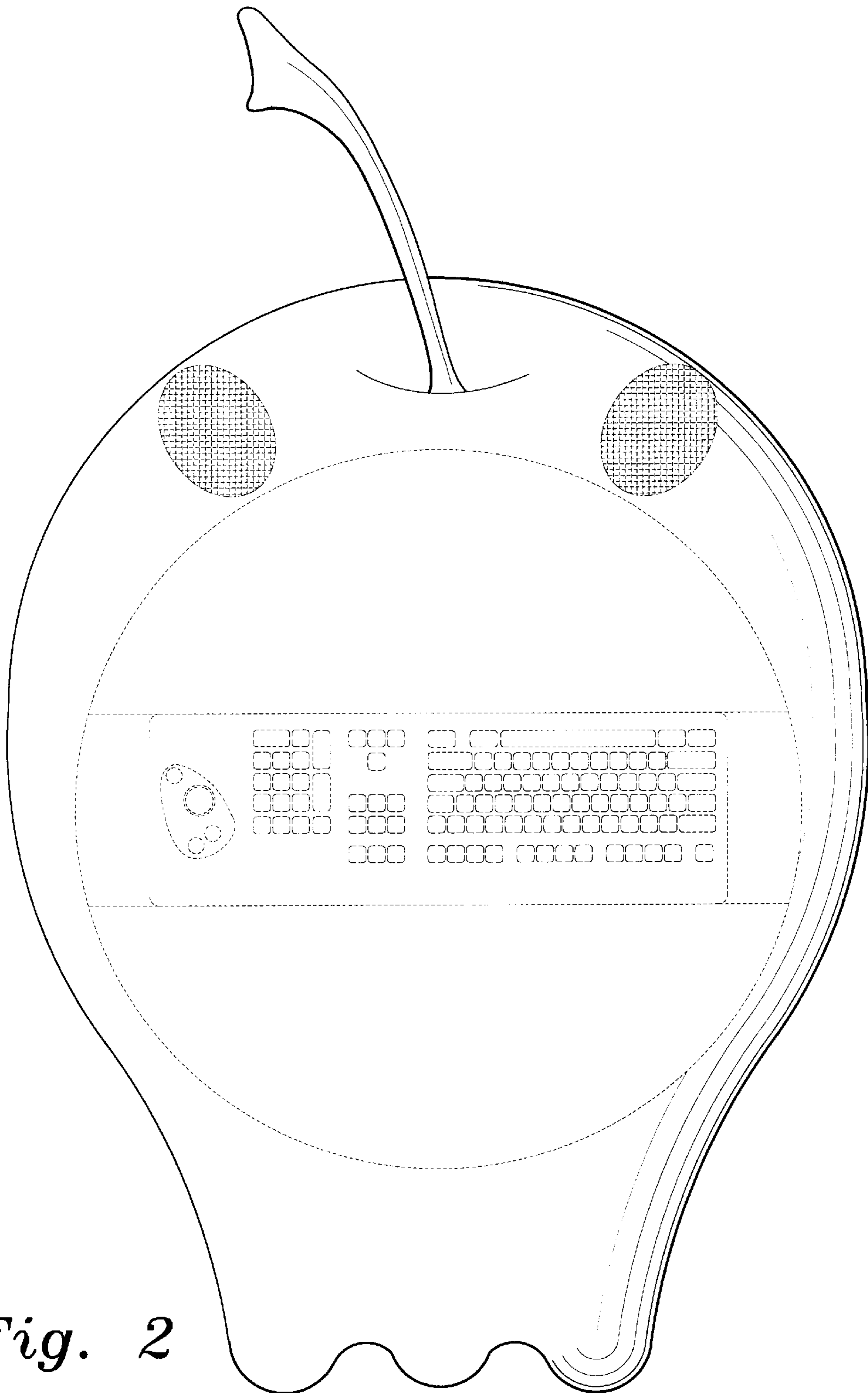
- D. 208,306 \* 8/1967 Fossella ..... D14/335
- D. 258,034 \* 1/1981 Mara ..... D6/306
- D. 278,611 4/1985 Sussman et al. .
- D. 310,149 8/1990 Radziewicz .
- D. 313,700 1/1991 Zoldessy .
- D. 356,371 3/1995 El-Assir .
- D. 358,372 5/1995 Goodrich et al. .

**1 Claim, 4 Drawing Sheets**

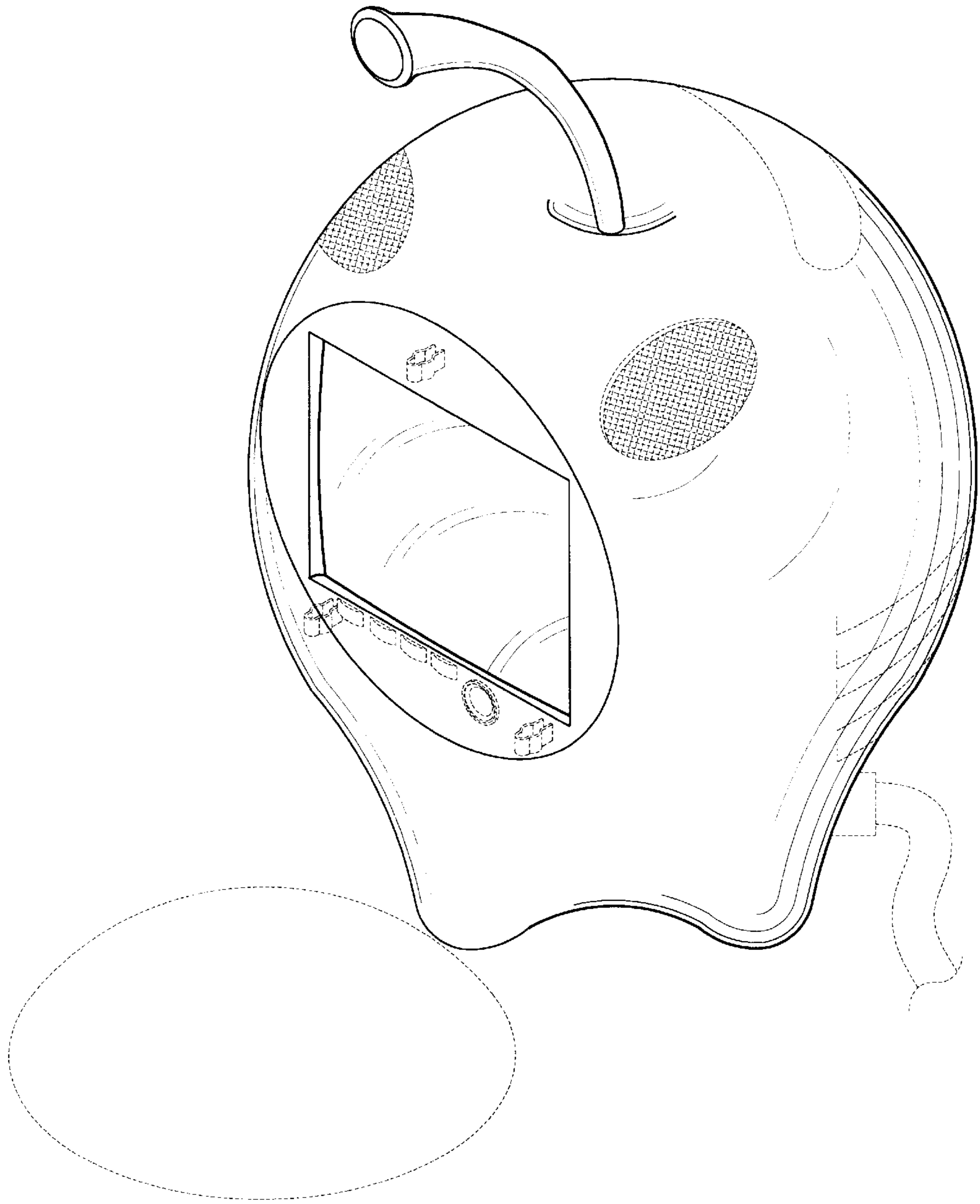




*Fig. 1*

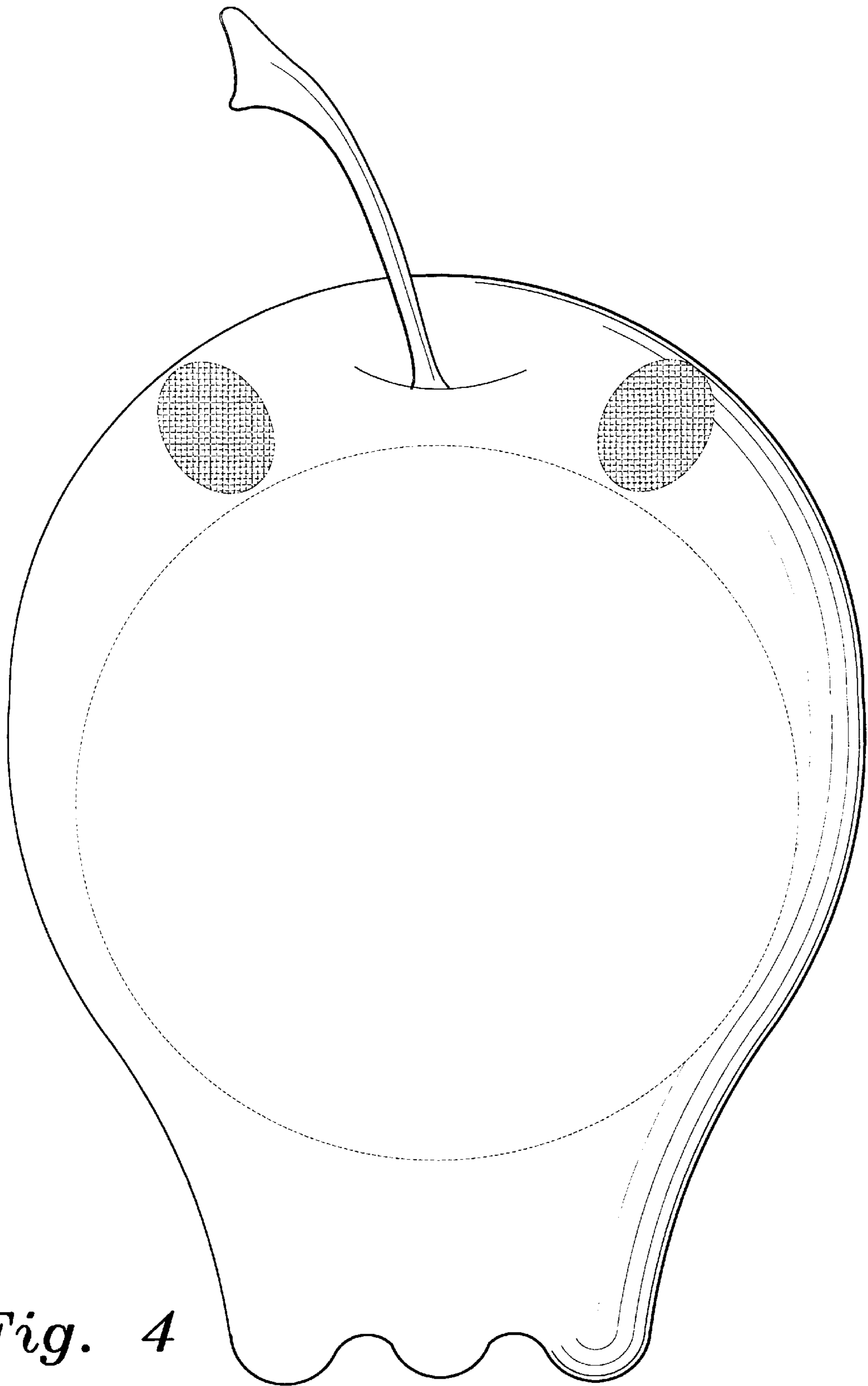


*Fig. 2*



*Fig. 3*





*Fig. 4*