



US00D436081S

(12) **United States Design Patent**
Jackson et al.

(10) **Patent No.:**

US D436,081 S

(45) **Date of Patent:**

**** Jan. 9, 2001**

(54) **CONTROL BOX COVER FOR A WATER HEATER**

(76) Inventors: **Barry N. Jackson**, 3195 Canterbury Cir., Woodbury, MN (US) 55125; **Gary W. Gauer**, 8758 Indian Blvd., Cottage Grove, MN (US) 55016; **John Ronvik**, 12048 S. 73rd Ave., Palos Heights, IL (US) 60403

(**) Term: **14 Years**

(21) Appl. No.: **29/105,154**

(22) Filed: **May 19, 1999**

Related U.S. Application Data

(63) Continuation of application No. 29/097,783, filed on Dec. 14, 1998, now Pat. No. Des. 421,107, and application No. 09/211,218, filed on Dec. 14, 1998.

(51) **LOC (7) Cl.** **13-03**

(52) **U.S. Cl.** **D13/152**

(58) **Field of Search** D13/156, 152, D13/184; D23/318, 322; 126/374; 174/66, 5 R, 45 R; 361/622, 816; 392/451

(56) **References Cited**

U.S. PATENT DOCUMENTS

D. 407,384 * 3/1999 Badgio D13/184
3,364,952 * 1/1968 Scaglione et al. 174/45 R X

4,588,851	*	5/1986	Turner	174/5 R
4,914,258	*	4/1990	Jackson	174/45 R
5,101,471	*	3/1992	Bill	126/374 X
5,255,810	*	10/1993	Hosford	220/243
5,641,939	*	6/1997	Tourigny	174/45 R
5,906,287	*	5/1999	Kohnen	220/3.2

* cited by examiner

Primary Examiner—Joel Sincavage

(74) *Attorney, Agent, or Firm*—Moore & Hansen

(57) **CLAIM**

The ornamental design for a control box cover for a water heater, as shown and described.

DESCRIPTION

FIG. 1 is a front elevation view of a water heater having mounted thereon a control box cover according to the present invention;

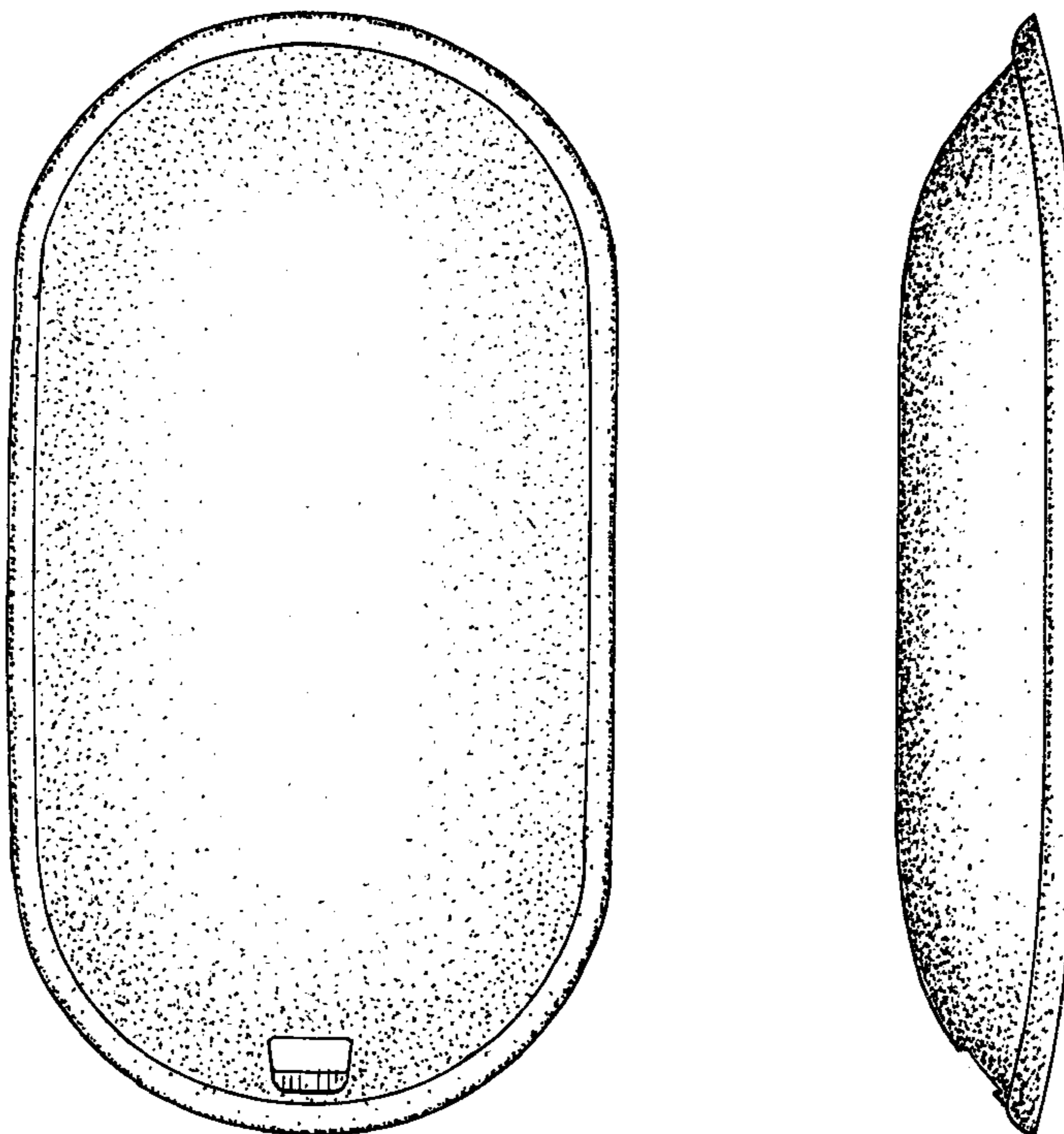
FIG. 2 is a front elevation view of a control box cover according to the present invention;

FIG. 3 is a side elevation view of the control box cover of FIG. 2, the opposite side elevation being a mirror image of the elevation of FIG. 3;

FIG. 4 is a top view of the control box cover of FIG. 2; and, FIG. 5 is a bottom view of the control box cover of FIG. 2.

The broken line showing of the water heater in FIG. 1 is included for the purpose of illustrating environmental structure only and forms no part of the claimed design.

1 Claim, 2 Drawing Sheets



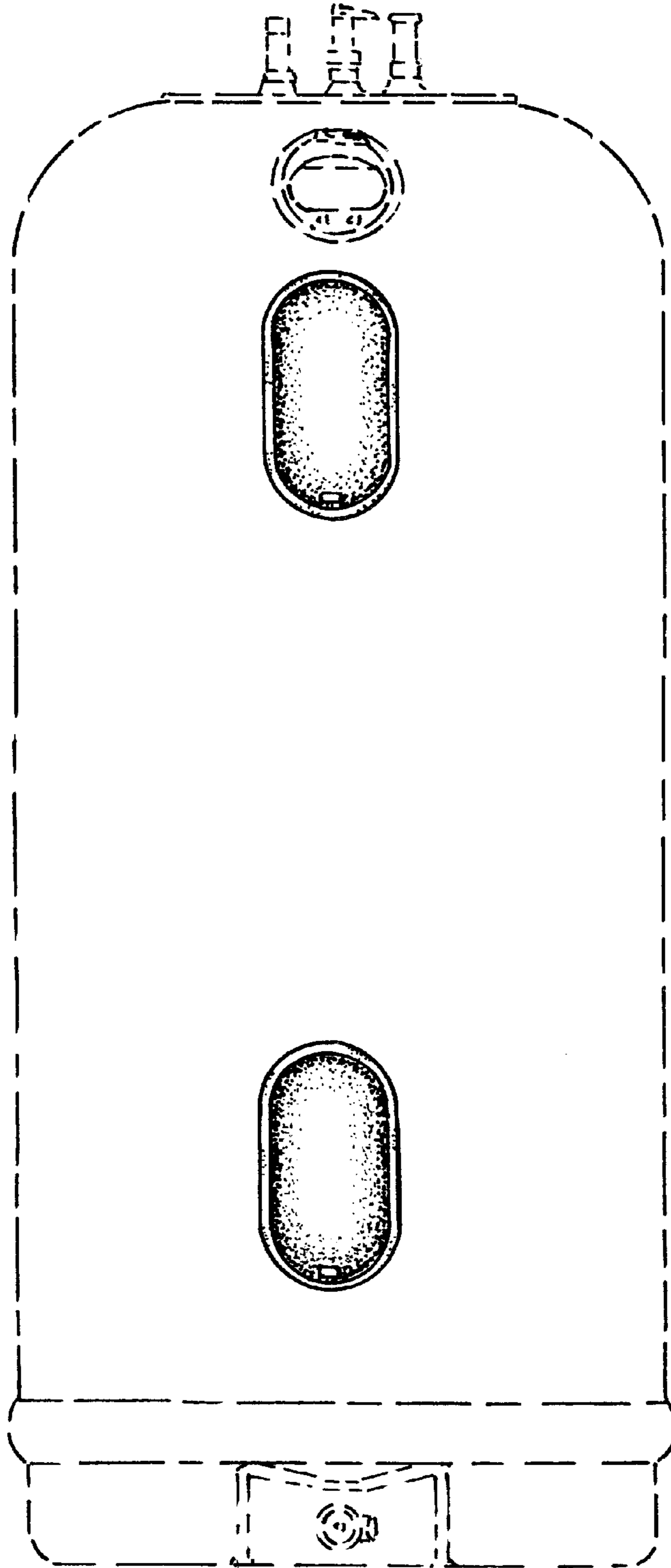


FIG. 1

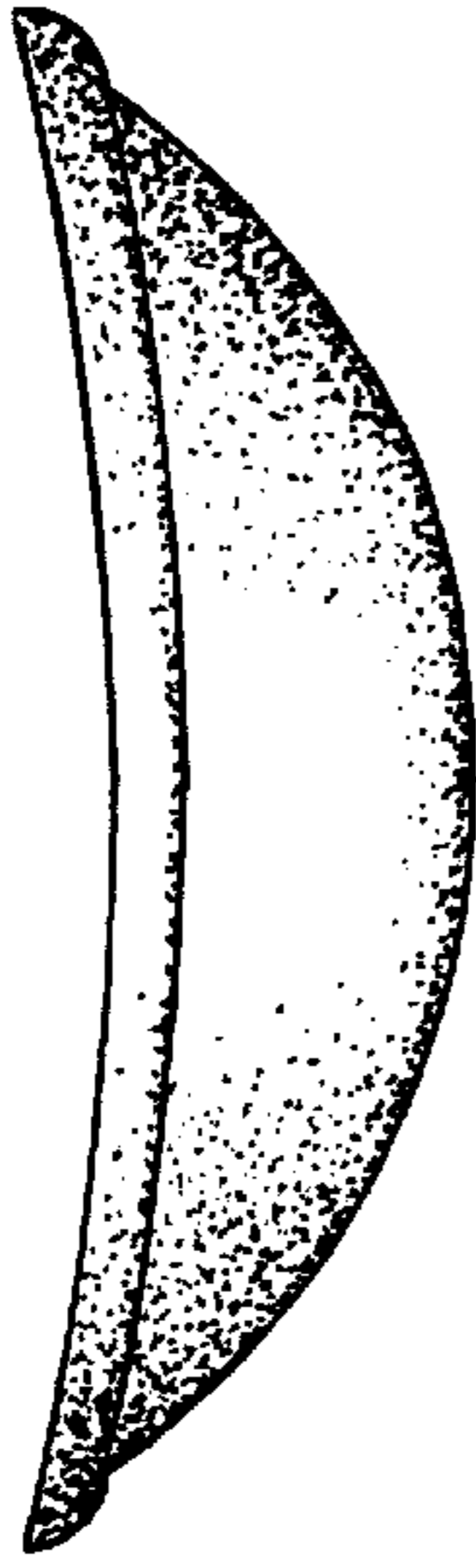


FIG. 4

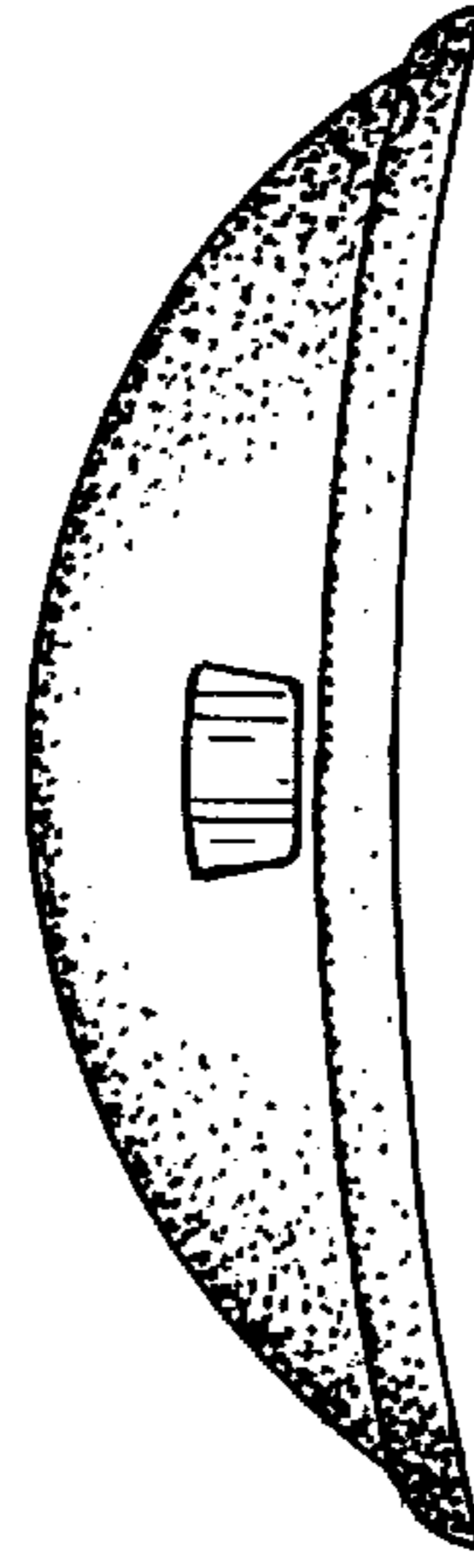


FIG. 5




FIG. 6

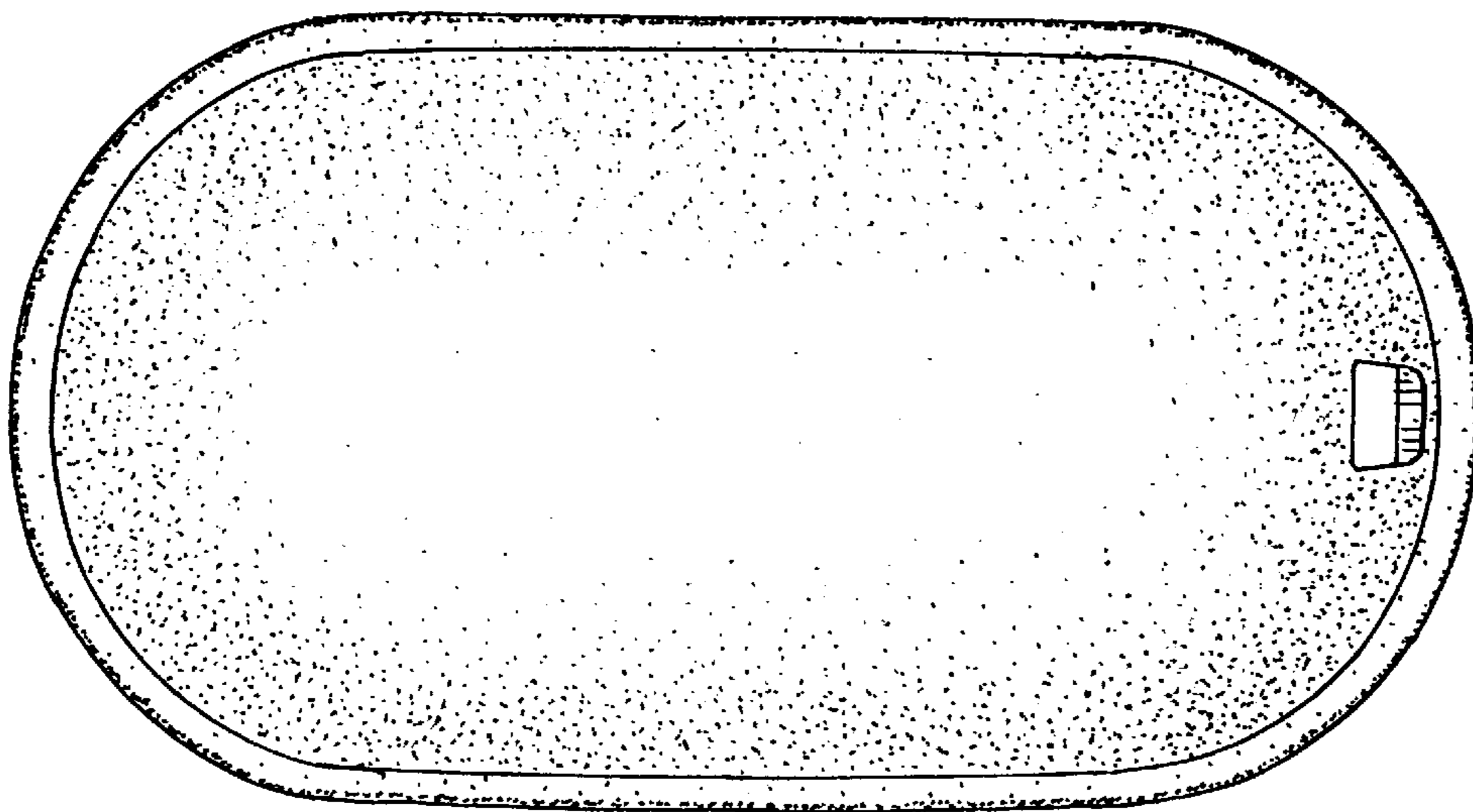


FIG. 7