



US00D436077S

(12) **United States Design Patent**
Cheng

(10) **Patent No.:** **US D436,077 S**

(45) **Date of Patent:** **** Jan. 9, 2001**

(54) **OPTICAL FIBER CONNECTOR**

(76) **Inventor:** **Yu-Feng Cheng**, No. 7, Fuhsing St.,
Tucheng Ind. Dist., Tucheng City,
Taipei Hsien (TW)

(**) **Term:** **14 Years**

(21) **Appl. No.:** **29/124,825**

(22) **Filed:** **Jun. 13, 2000**

(51) **LOC (7) Cl.** **13-03**

(52) **U.S. Cl.** **D13/133**

(58) **Field of Search** D13/133; 385/53,
385/55, 56, 72, 76, 78, 84; 439/578, 668

(56) **References Cited**

U.S. PATENT DOCUMENTS

D. 329,223	*	9/1992	Lee	D13/133
D. 337,989	*	8/1993	Lee	D13/133
D. 366,862	*	2/1996	Lee	D13/133
D. 371,762	*	7/1996	Lee	D13/133
D. 374,862	*	10/1996	Lee	D13/133
D. 376,580	*	12/1996	Lee	D13/133

D. 400,171	*	10/1998	Nimpoeno et al.	D13/133
5,529,513	*	6/1996	Lee	439/491
5,649,838	*	7/1997	Sung	439/578
5,963,690	*	10/1999	Cheng	385/76
6,010,250	*	1/2000	Sung	385/78

* cited by examiner

Primary Examiner—Joel Sincavage

(74) *Attorney, Agent, or Firm*—Bacon & Thomas, PLLC

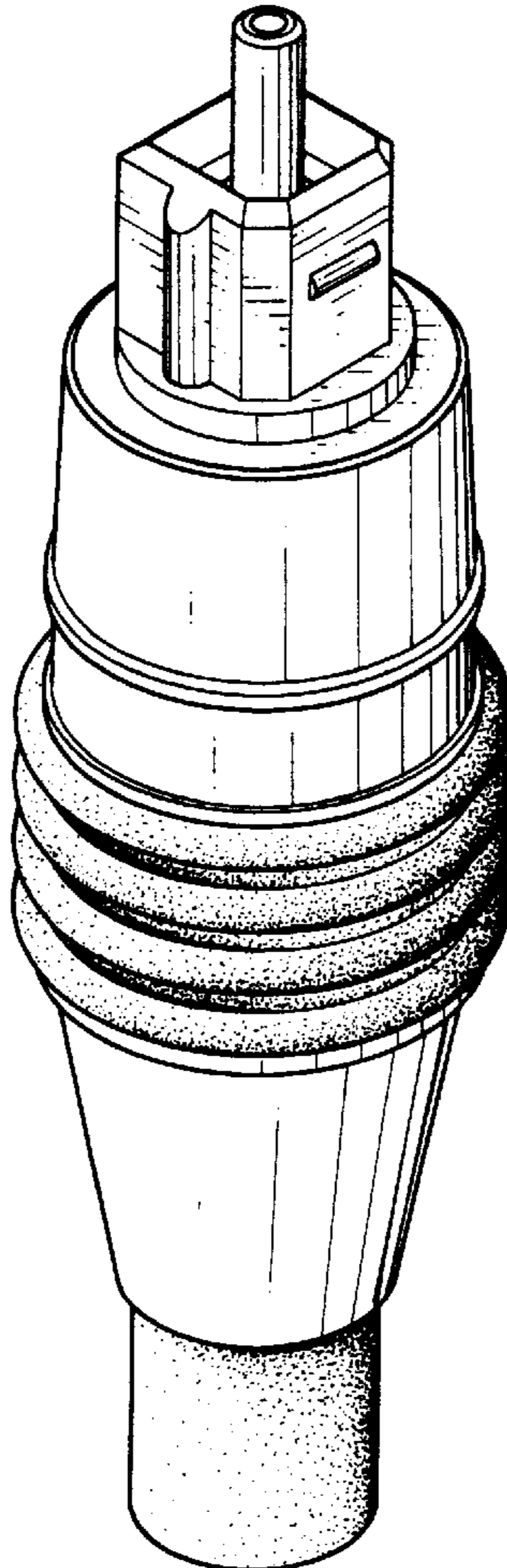
(57) **CLAIM**

The ornamental design for a optical fiber connector, as shown.

DESCRIPTION

FIG. 1 is a perspective view of a optical fiber connector, showing my new design;
FIG. 2 is a front elevational view thereof;
FIG. 3 is a rear elevational view thereof;
FIG. 4 is a left elevational view thereof;
FIG. 5 is a right elevational view thereof;
FIG. 6 is top plan view thereof; and,
FIG. 7 is a bottom plan view thereof.

1 Claim, 4 Drawing Sheets



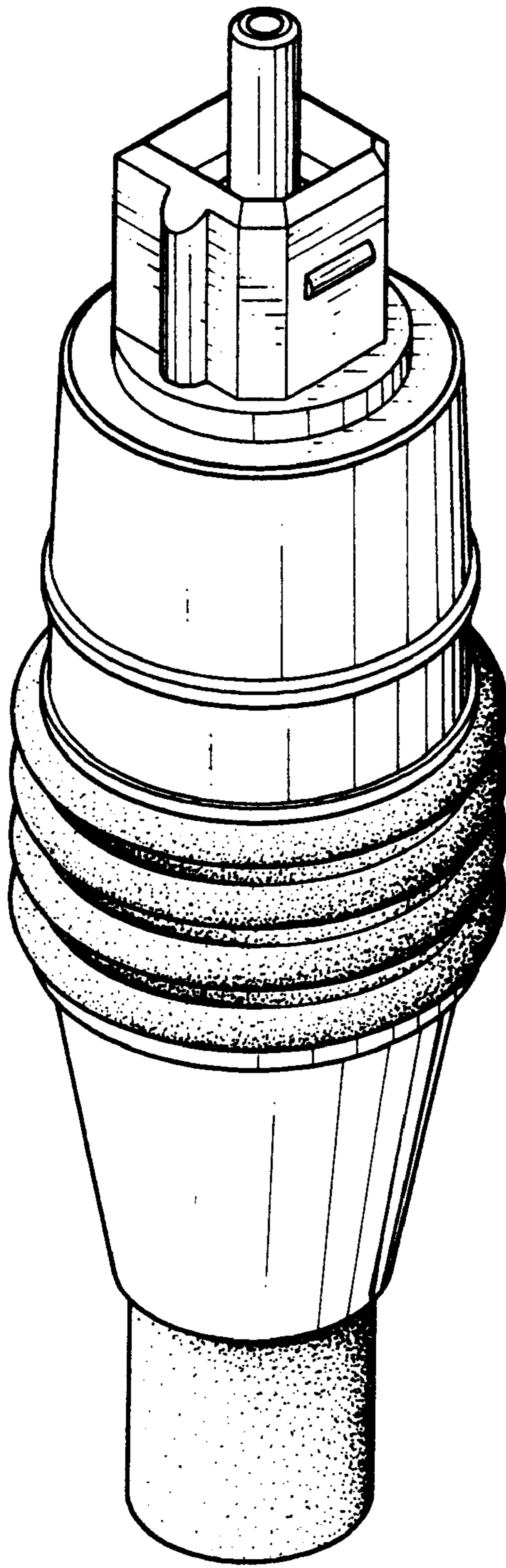


FIG. 1

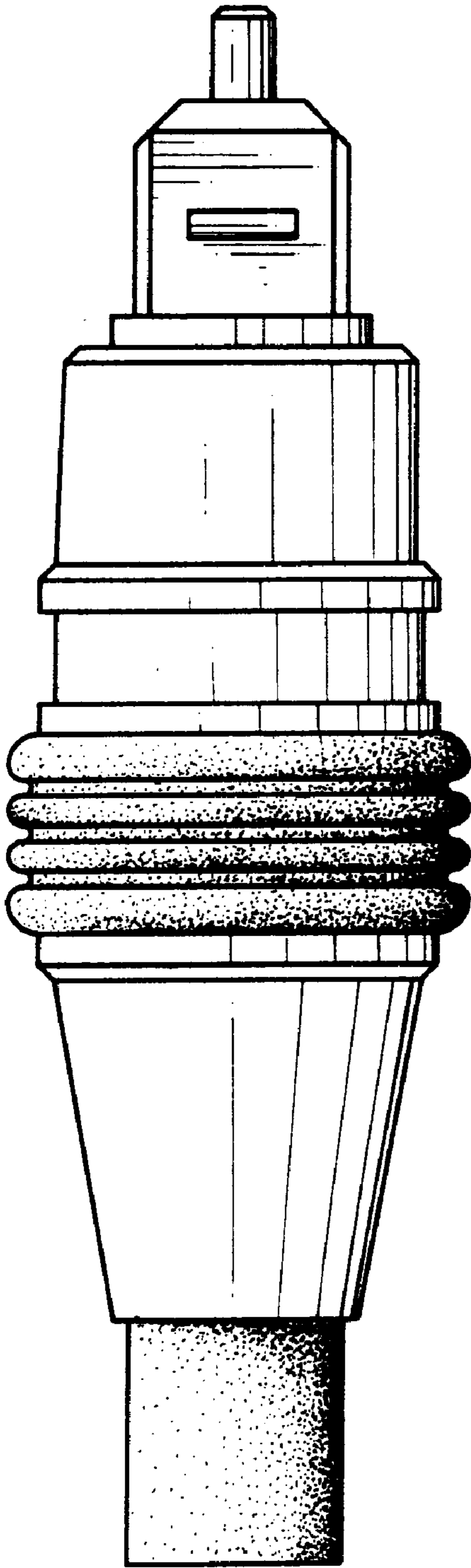


FIG. 3

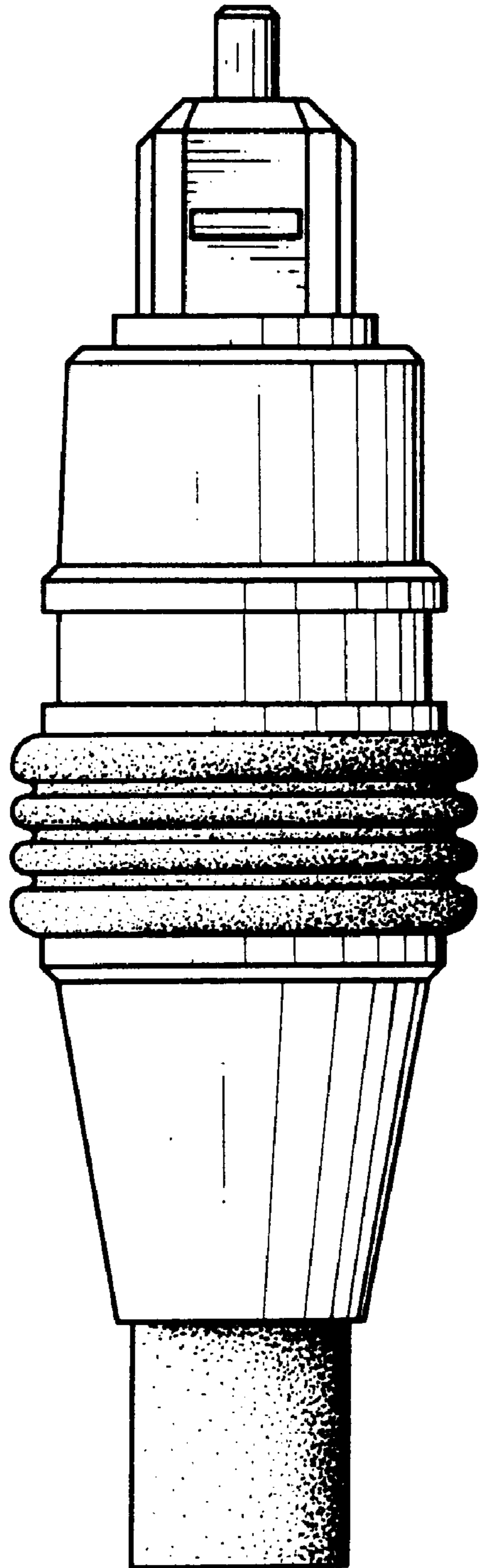


FIG. 2

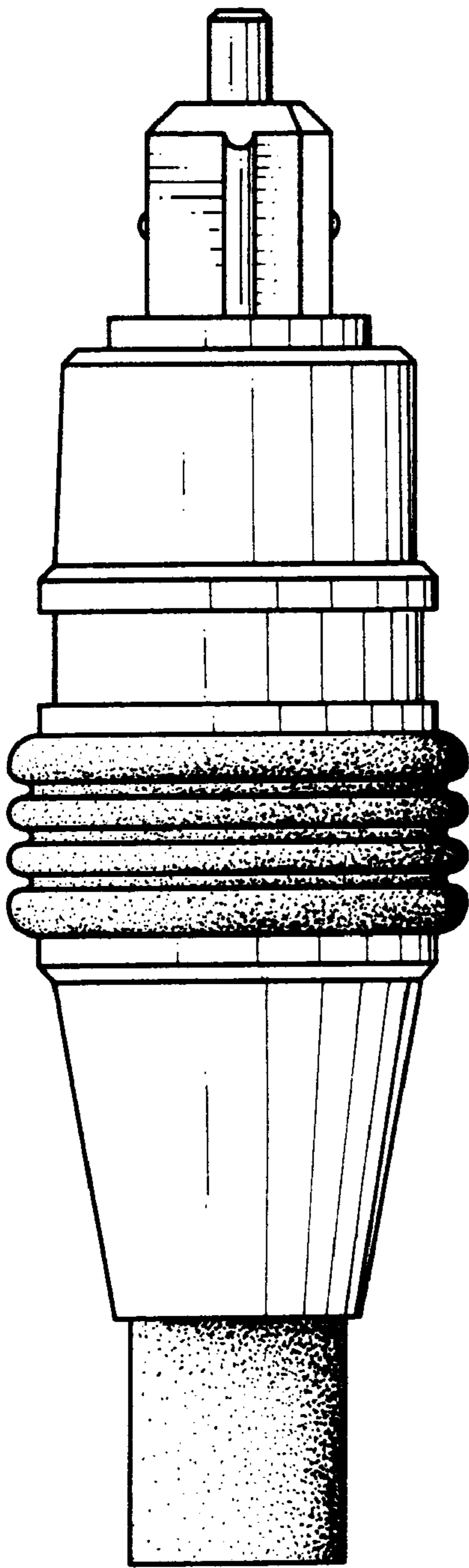


FIG. 4

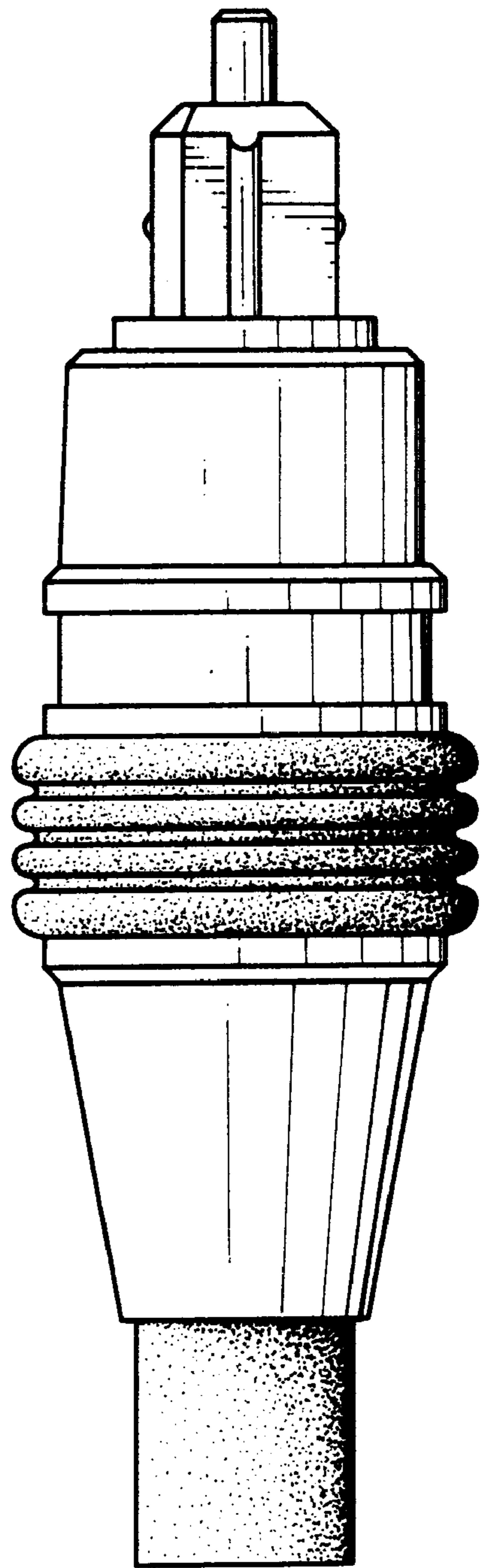


FIG. 5




FIG. 6




FIG. 7