



US00D436075S

(12) **United States Design Patent**  
**Chou**

(10) **Patent No.:** **US D436,075 S**

(45) **Date of Patent:** **\*\* Jan. 9, 2001**

(54) **POWER SUPPLY**

(75) Inventor: **Chin-Wen Chou**, Taipei (TW)

(73) Assignee: **Shin Jih Corp.**, Hsin-Tien (TW)

(\*\*) Term: **14 Years**

(21) Appl. No.: **29/123,603**

(22) Filed: **May 23, 2000**

(51) **LOC (7) Cl.** ..... **13-01**

(52) **U.S. Cl.** ..... **D13/110**

(58) **Field of Search** ..... **D13/110; 307/64,**  
**307/150; 361/679, 695**

(56) **References Cited**

**U.S. PATENT DOCUMENTS**

D. 264,960	*	6/1982	Secretst	.....	D13/110
D. 365,082	*	12/1995	Cook, II et al.	.....	D13/110
D. 418,808	*	1/2000	Lee	.....	D13/110
D. 421,245	*	2/2000	Weng	.....	D13/110

5,640,061	*	6/1997	Bornhorst et al.	.....	361/695 X
6,038,126	*	3/2000	Weng	.....	361/679

\* cited by examiner

*Primary Examiner*—Joel Sincavage

(74) *Attorney, Agent, or Firm*—Bacon & Thomas, PLLC

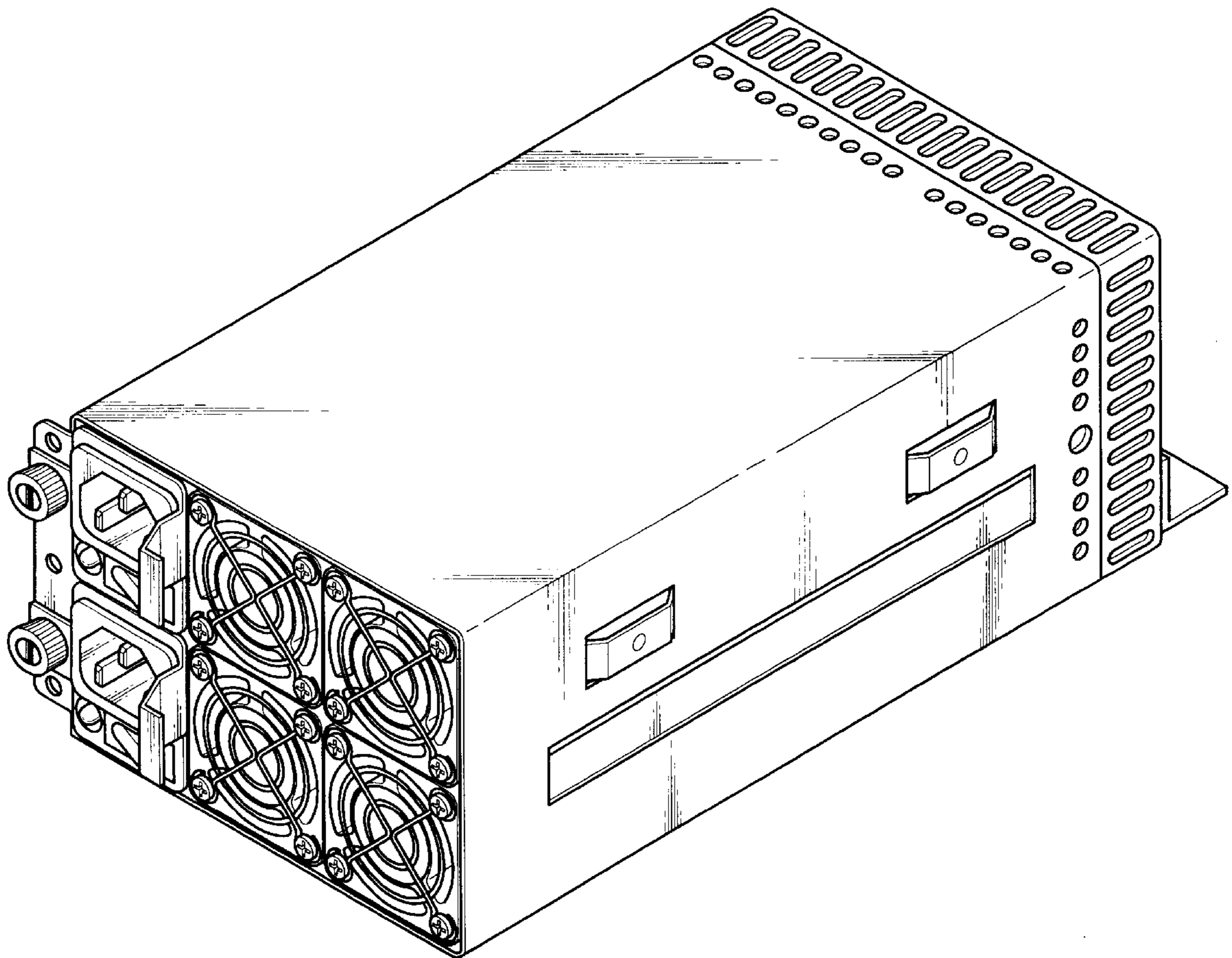
(57) **CLAIM**

The ornamental design for power supply, as shown and described.

**DESCRIPTION**

FIG. 1 is a perspective view of a power supply showing our new design thereof;  
FIG. 2 is a right side elevational view thereof;  
FIG. 3 is a top plan view thereof;  
FIG. 4 is a front elevational view thereof;  
FIG. 5 is a bottom elevational view thereof;  
FIG. 6 is a left side elevational view thereof; and,  
FIG. 7 is a rear elevational view thereof.

**1 Claim, 7 Drawing Sheets**



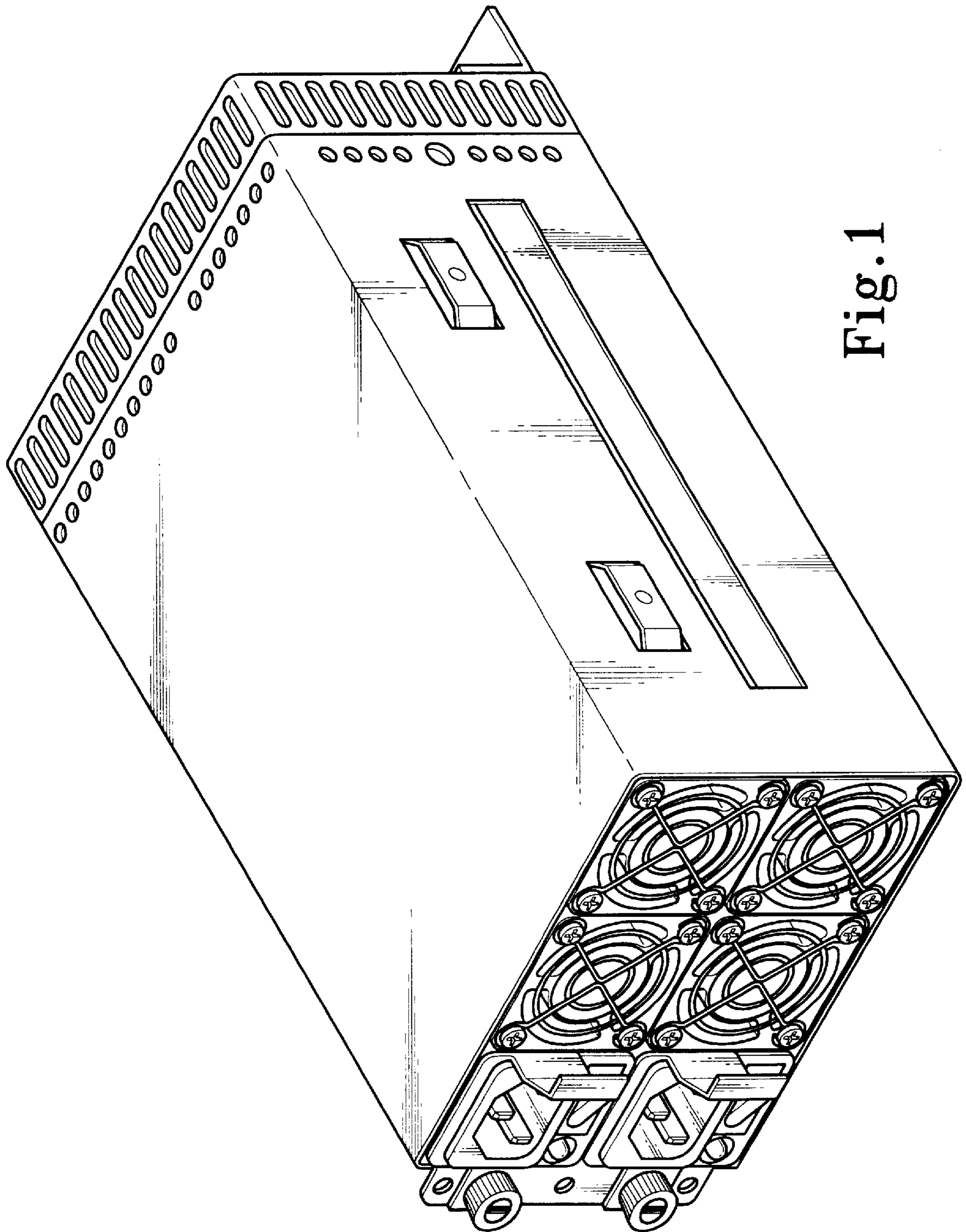


Fig. 1

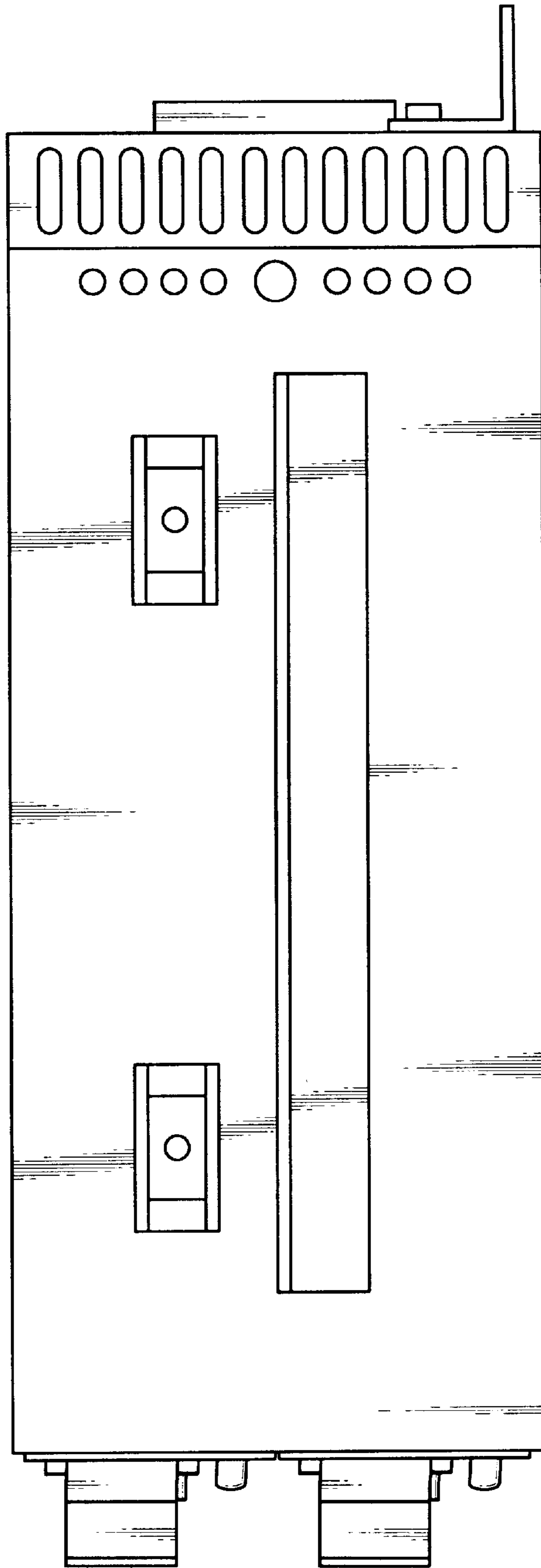


Fig.2




Fig.3




Fig. 4




Fig.5




Fig. 6

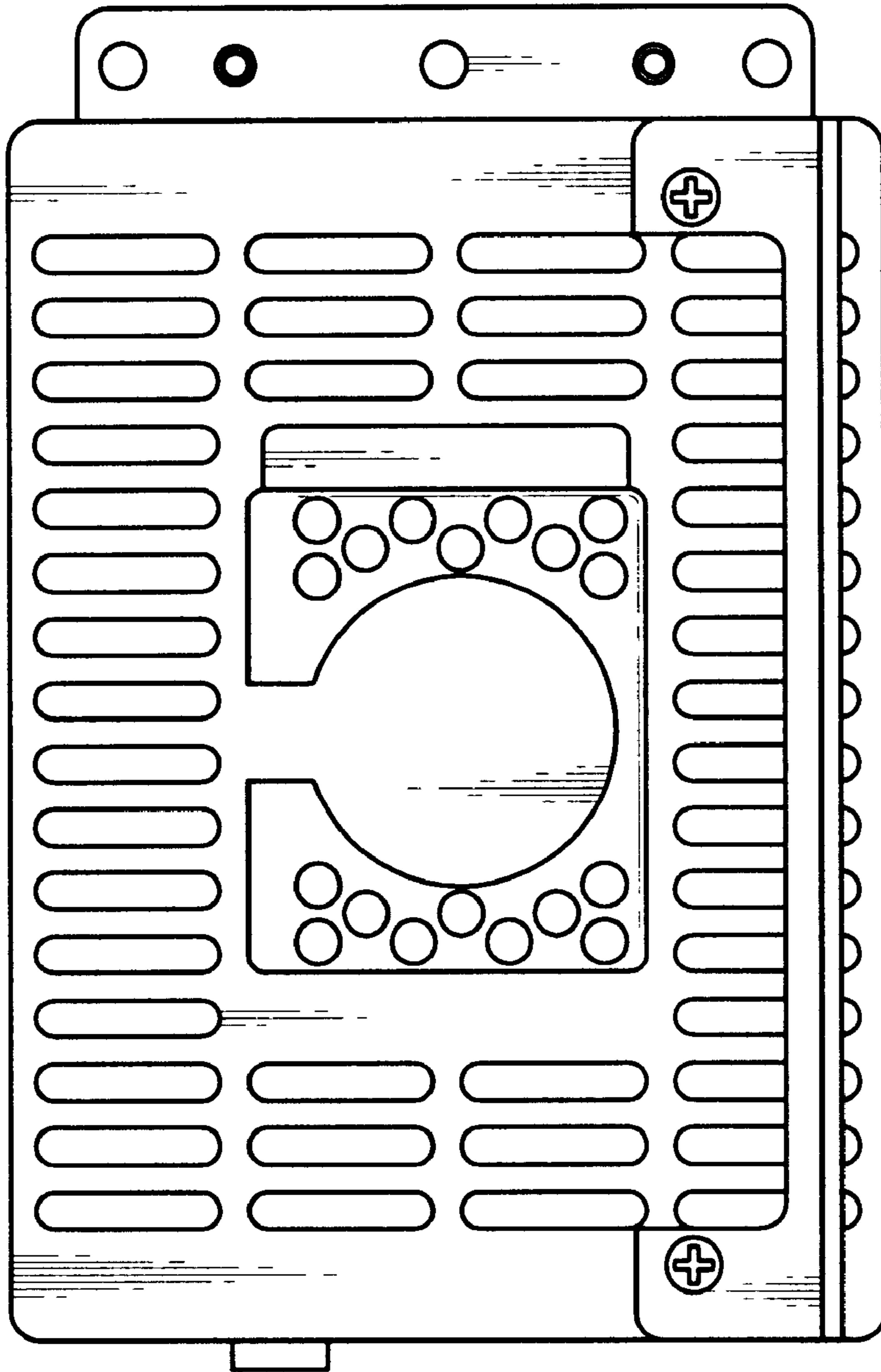


Fig. 7