



US00D436058S

(12) **United States Design Patent**  
**Demers et al.**

(10) **Patent No.:** **US D436,058 S**

(45) **Date of Patent:** **\*\* Jan. 9, 2001**

(54) **EMERGENCY VEHICLE**

(75) Inventors: **Yves Demers; Sylvain Demers**, both of Mont St-Hilaire; **Robin Demers**, Beloeil, all of (CA)

(73) Assignee: **Paul Demers & Fils Inc.**, Beloeil (CA)

(\*\*) Term: **14 Years**

(21) Appl. No.: **29/122,846**

(22) Filed: **May 5, 2000**

(51) **LOC (7) Cl.** ..... **12-14**

(52) **U.S. Cl.** ..... **D12/1**

(58) **Field of Search** ..... D12/1, 14, 99-100, D12/89; 296/19, 183-185, 156, 164, 178; D21/581

(56) **References Cited**

**U.S. PATENT DOCUMENTS**

- D. 230,143 \* 1/1974 Cox ..... D12/1
- D. 246,772 \* 12/1977 Brubaker ..... D12/1
- D. 262,531 \* 1/1982 Hanson ..... D12/99
- D. 269,077 5/1983 Horton ..... D12/1
- D. 270,245 8/1983 Collins et al. .... D12/96
- D. 296,915 \* 7/1988 Matsumoto ..... D21/581
- D. 323,476 \* 1/1992 Shea, Sr. .... D12/100
- D. 325,891 5/1992 Zeman et al. .... D12/1
- D. 331,375 \* 12/1992 Feltrinelli ..... D12/99
- D. 359,265 6/1995 Leiva ..... D12/307

- D. 419,921 \* 2/2000 Mishler ..... D12/99
- 5,178,432 \* 1/1993 Zeman et al. .... 296/19

\* cited by examiner

*Primary Examiner*—Stacia Cadmus

(74) *Attorney, Agent, or Firm*—Robic

(57) **CLAIM**


The ornamental design for an emergency vehicle, substantially as shown and described.

**DESCRIPTION**

FIG. 1 is a front and left side perspective view from above of our new design for an emergency vehicle;  
 FIG. 2 is a rear and left side perspective view from above of our new design of an emergency vehicle;  
 FIG. 3 is a left side elevational view of our new design of an emergency vehicle;  
 FIG. 4 is a right-side elevational view of our new design of an emergency vehicle;  
 FIG. 5 is a front elevational view of our new design of an emergency vehicle;  
 FIG. 6 is a rear elevational view of our new design of an emergency vehicle; and,  
 FIG. 7 is a top view of our new design of an emergency vehicle.

The broken line showing of environment is for illustrative purposes only and forms no part of the claimed design.

**1 Claim, 7 Drawing Sheets**



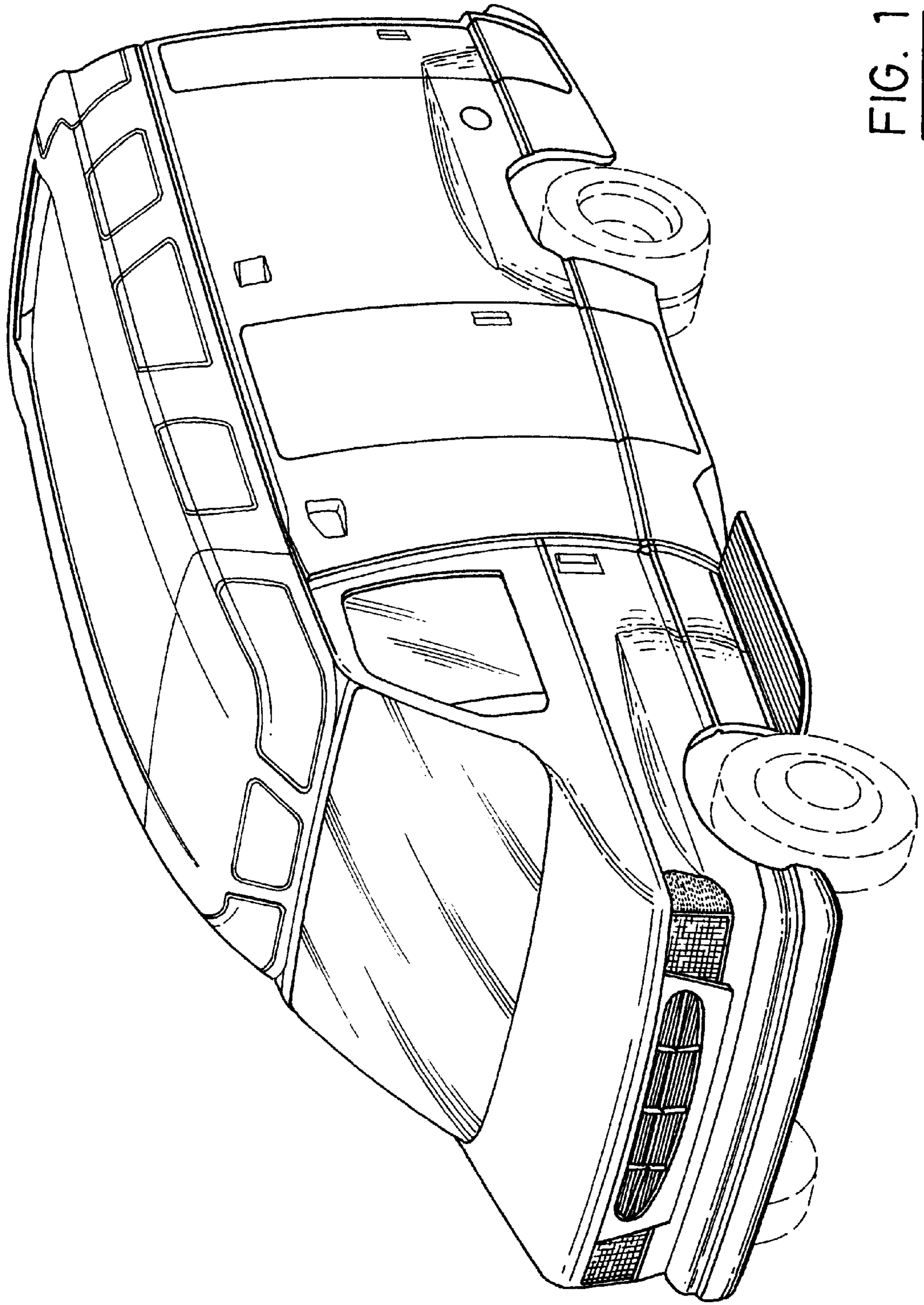


FIG. 1

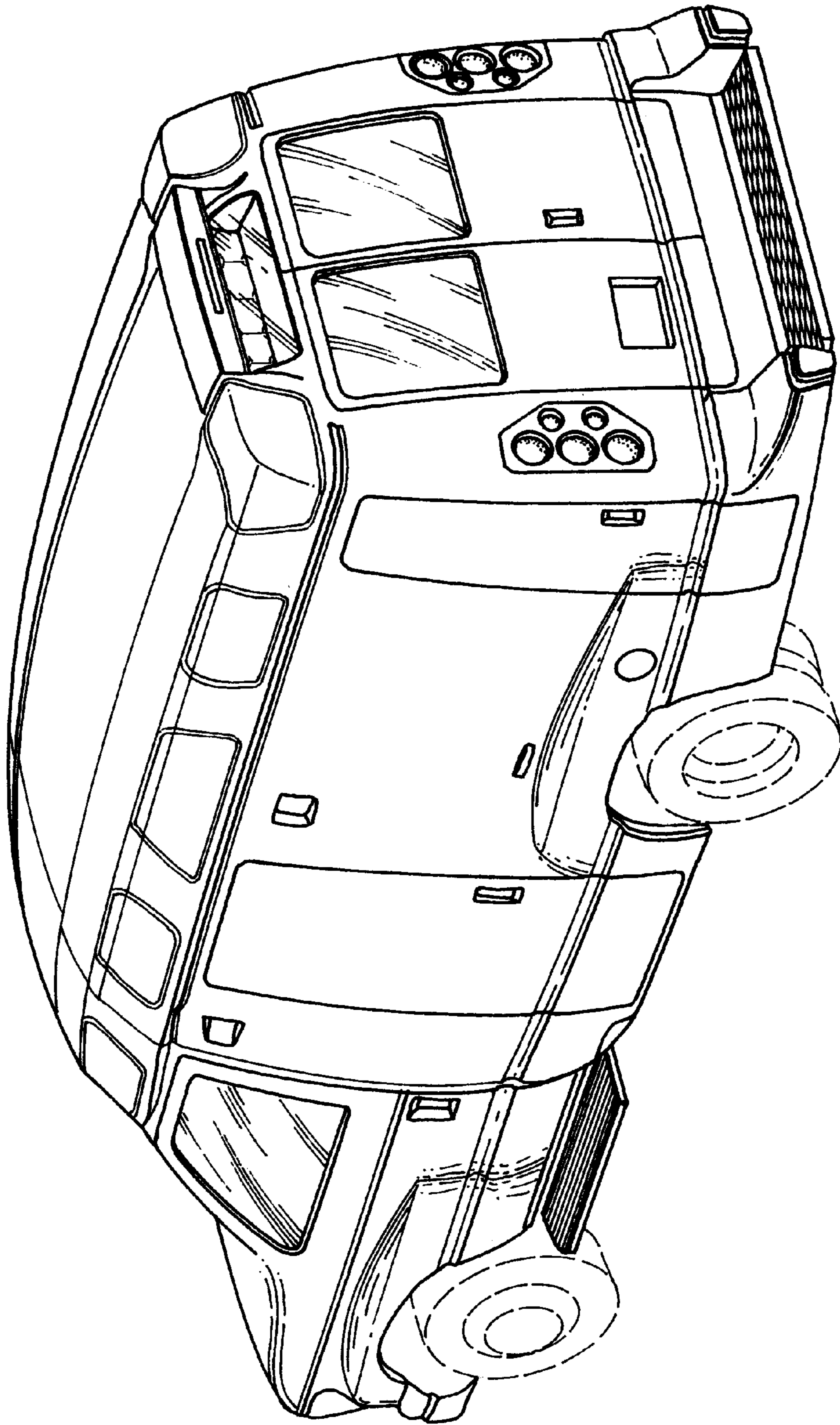


FIG. 2

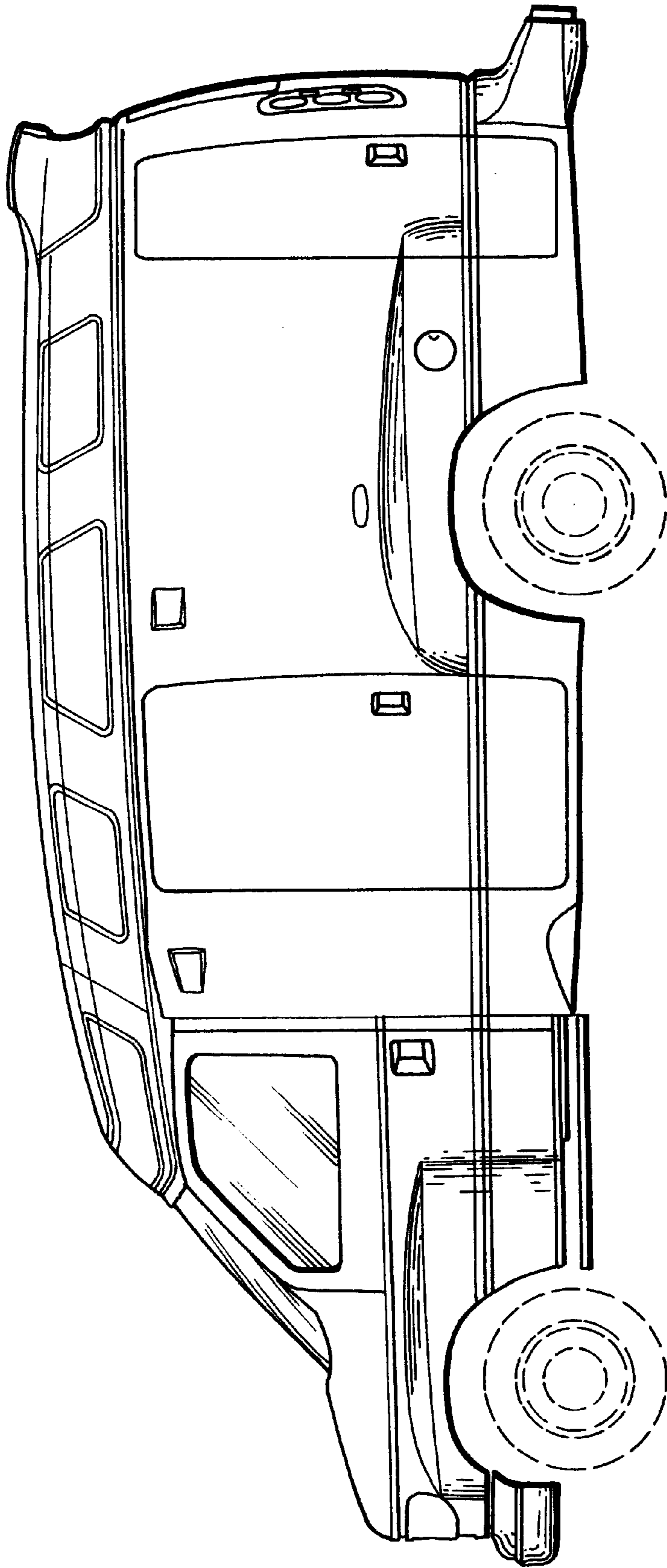


FIG. 3

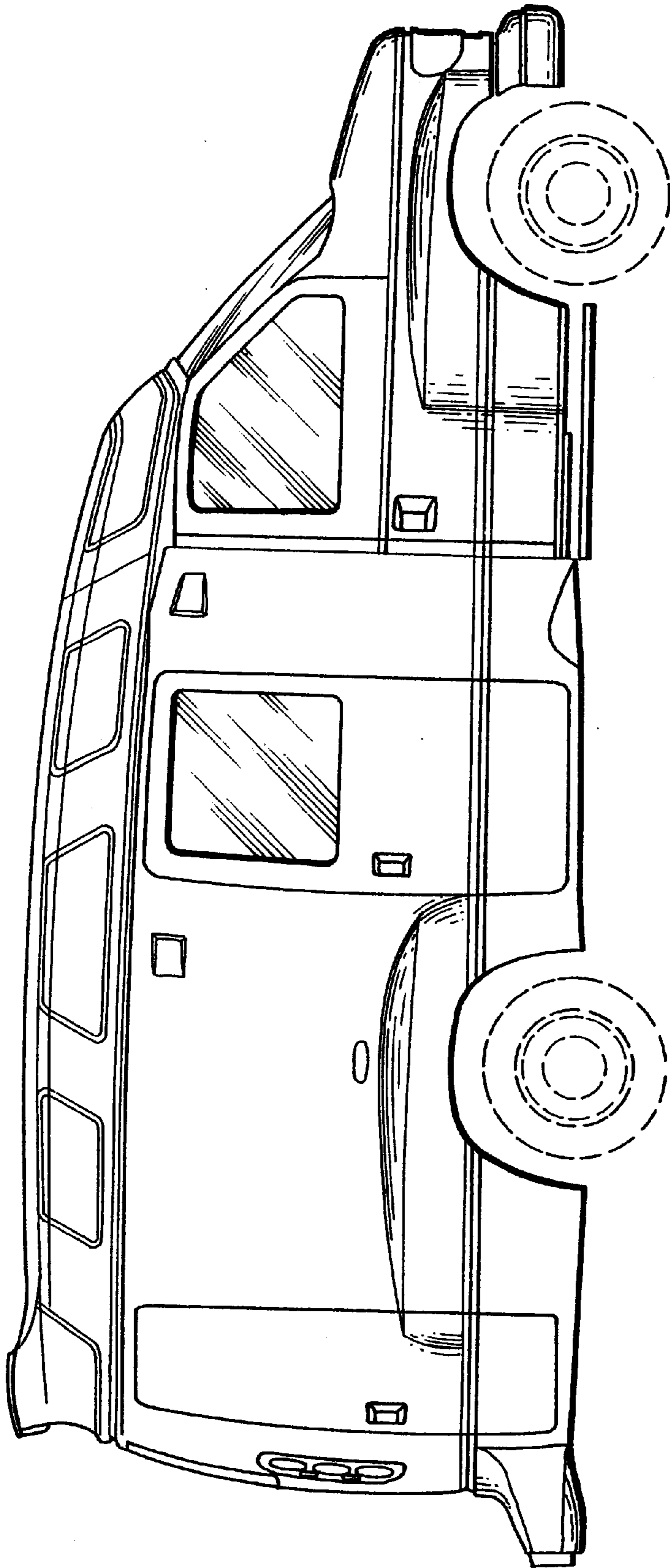


FIG. 4

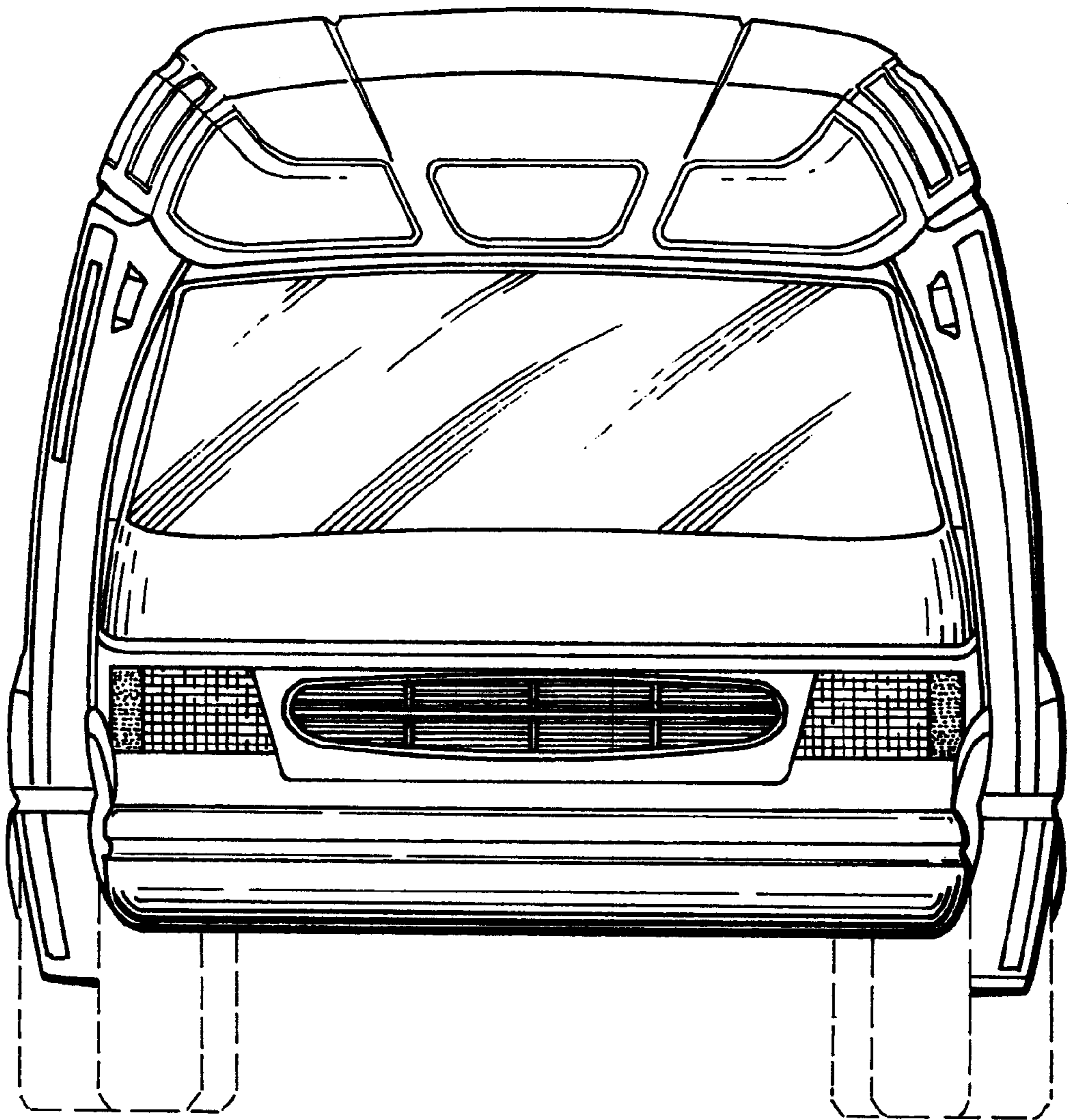


FIG. 5




FIG. 6

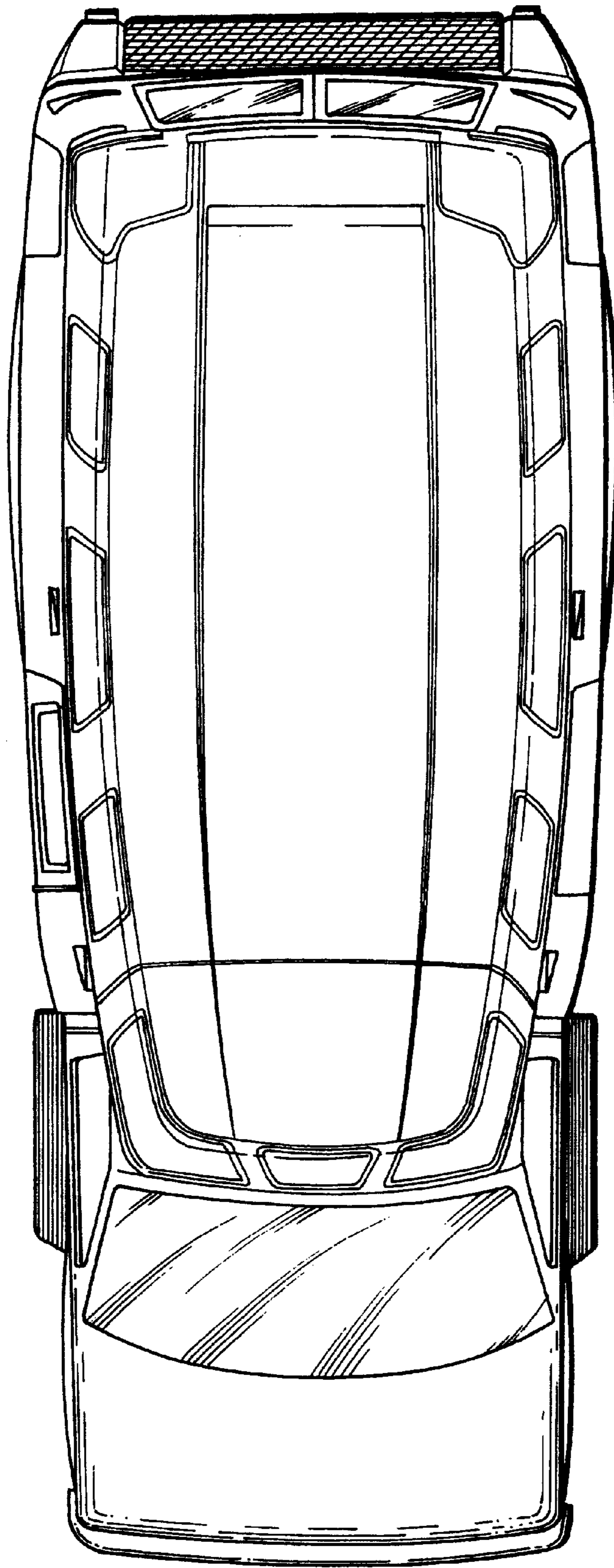


FIG. 7