



US00D436056S

(12) **United States Design Patent**  
**Oxley**

(10) **Patent No.:** **US D436,056 S**

(45) **Date of Patent:** **\*\* Jan. 9, 2001**

(54) **SEAT BELT RETAINER**

(75) Inventor: **Charles Michael Oxley**, Bodicote (GB)

(73) Assignee: **PZ Products Limited**, Banbury (GB)

(\*\*) Term: **14 Years**

(21) Appl. No.: **29/117,295**

(22) Filed: **Jan. 20, 2000**

**Related U.S. Application Data**

(62) Division of application No. 29/100,811, filed on Feb. 19, 1999.

(30) **Foreign Application Priority Data**

Aug. 19, 1998 (GB) ..... 2076937  
Aug. 19, 1998 (GB) ..... 2076937

(51) **LOC (7) Cl.** ..... **02-07**

(52) **U.S. Cl.** ..... **D11/216**

(58) **Field of Search** ..... D11/200-220;  
297/464, 463.1, 474, 478; 280/801.1, 807;  
D8/383, 382; 24/199, 615, 614; D21/639

(56) **References Cited**

**U.S. PATENT DOCUMENTS**

D. 163,469 \* 5/1951 Moody ..... 24/199

D. 302,627 \* 8/1989 Jordan ..... D2/639  
D. 363,592 \* 10/1995 Gold ..... D2/639  
2,257,494 \* 9/1941 Brown ..... 24/199

\* cited by examiner

*Primary Examiner*—Louis S. Zarfes  
*Assistant Examiner*—Catherine R. Oliver  
(74) *Attorney, Agent, or Firm*—Barnes & Thornburg

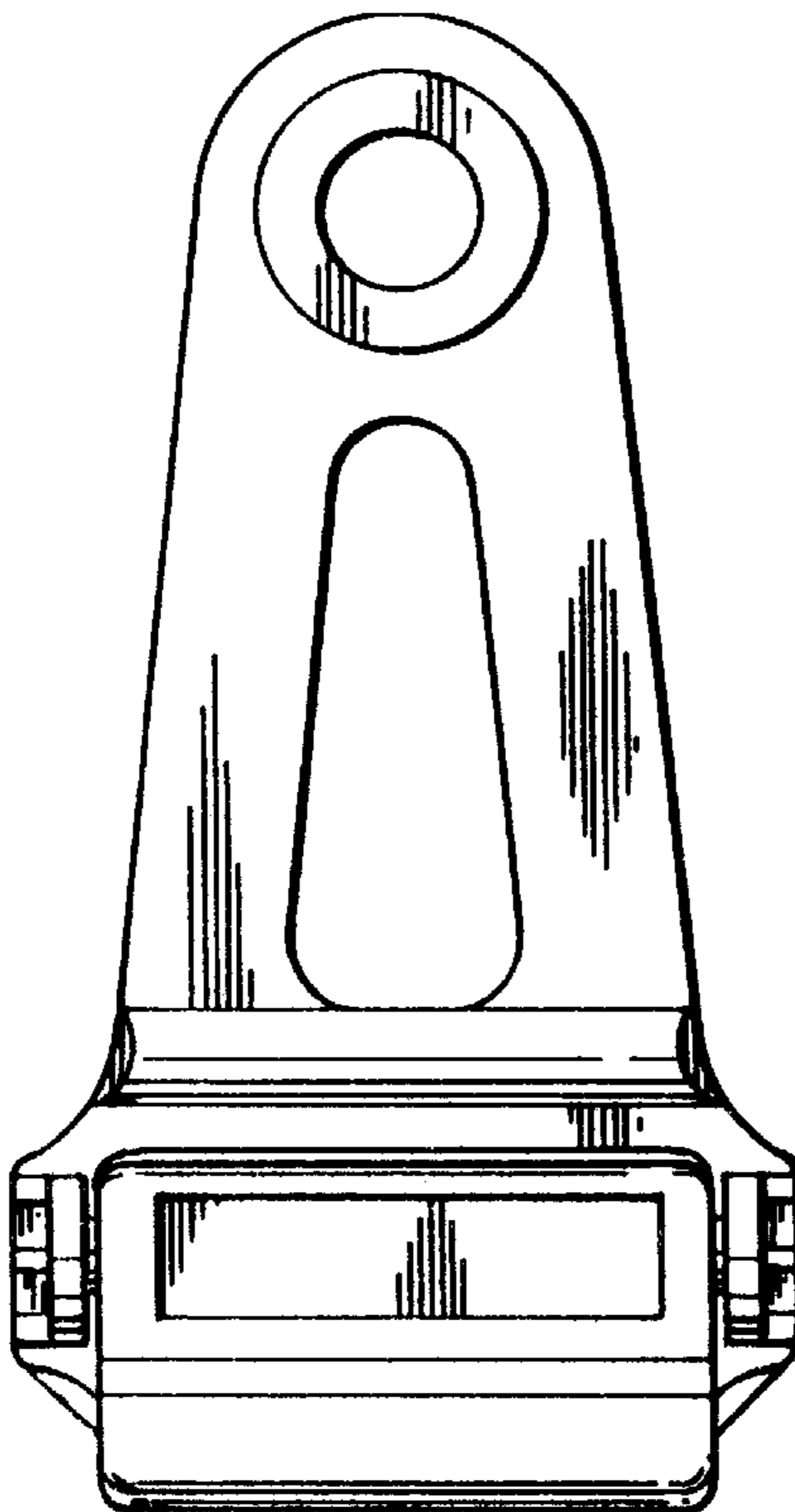
(57) **CLAIM**

The ornamental design for a seat belt retainer, as shown.

**DESCRIPTION**

FIG. 1 illustrates a front elevational view of a seat belt retainer showing the design;  
FIG. 2 illustrates a rear elevational view of a seat belt retainer showing the design;  
FIG. 3 illustrates a left side elevational view of a seat belt retainer showing the design;  
FIG. 4 illustrates a right side elevational view of a seat belt retainer showing the design;  
FIG. 5 illustrates a top plan view of a seat belt retainer showing the design; and,  
FIG. 6 illustrates a bottom plan view of a seat belt retainer showing the design.

**1 Claim, 2 Drawing Sheets**



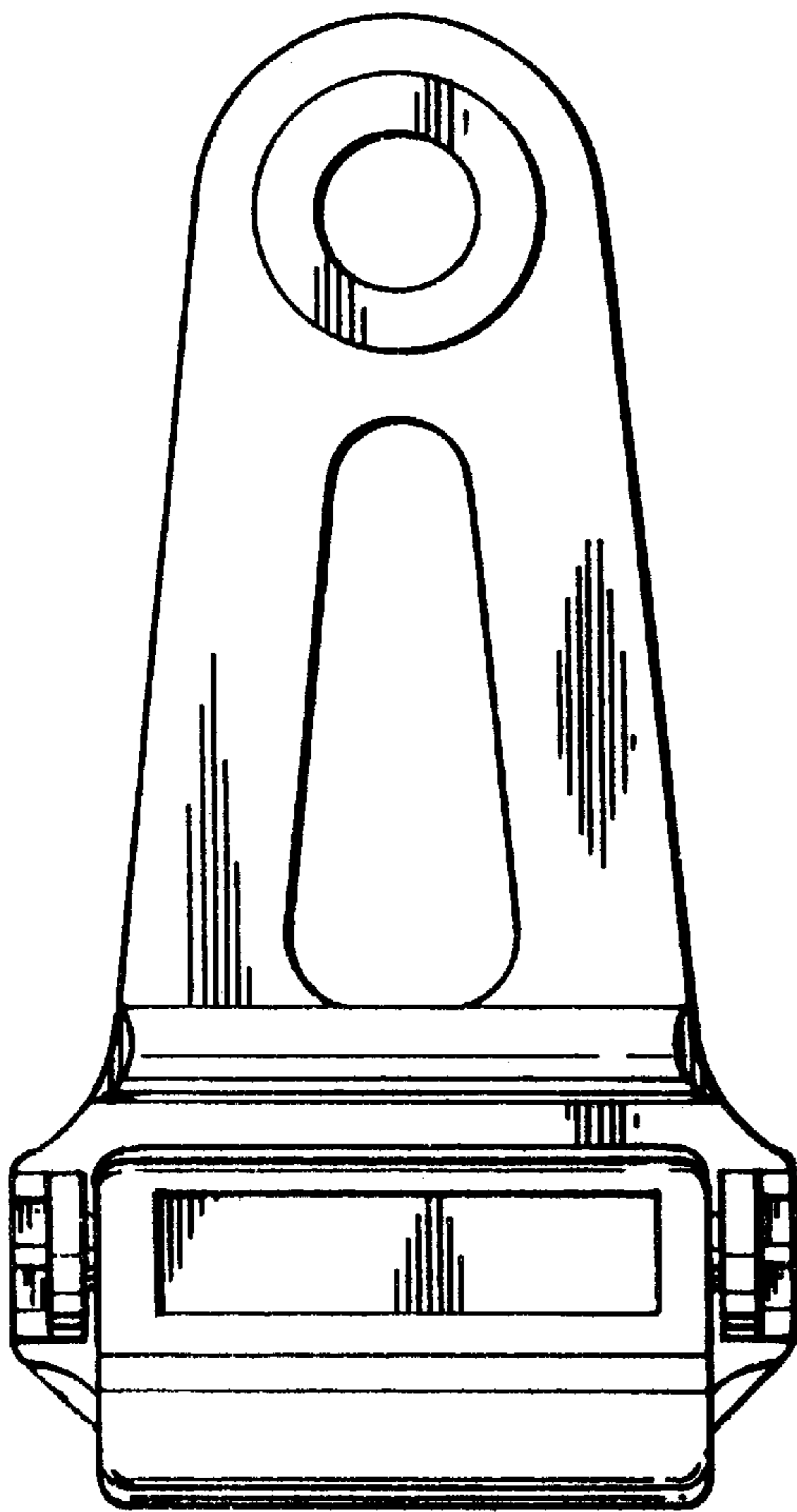


Fig.1.

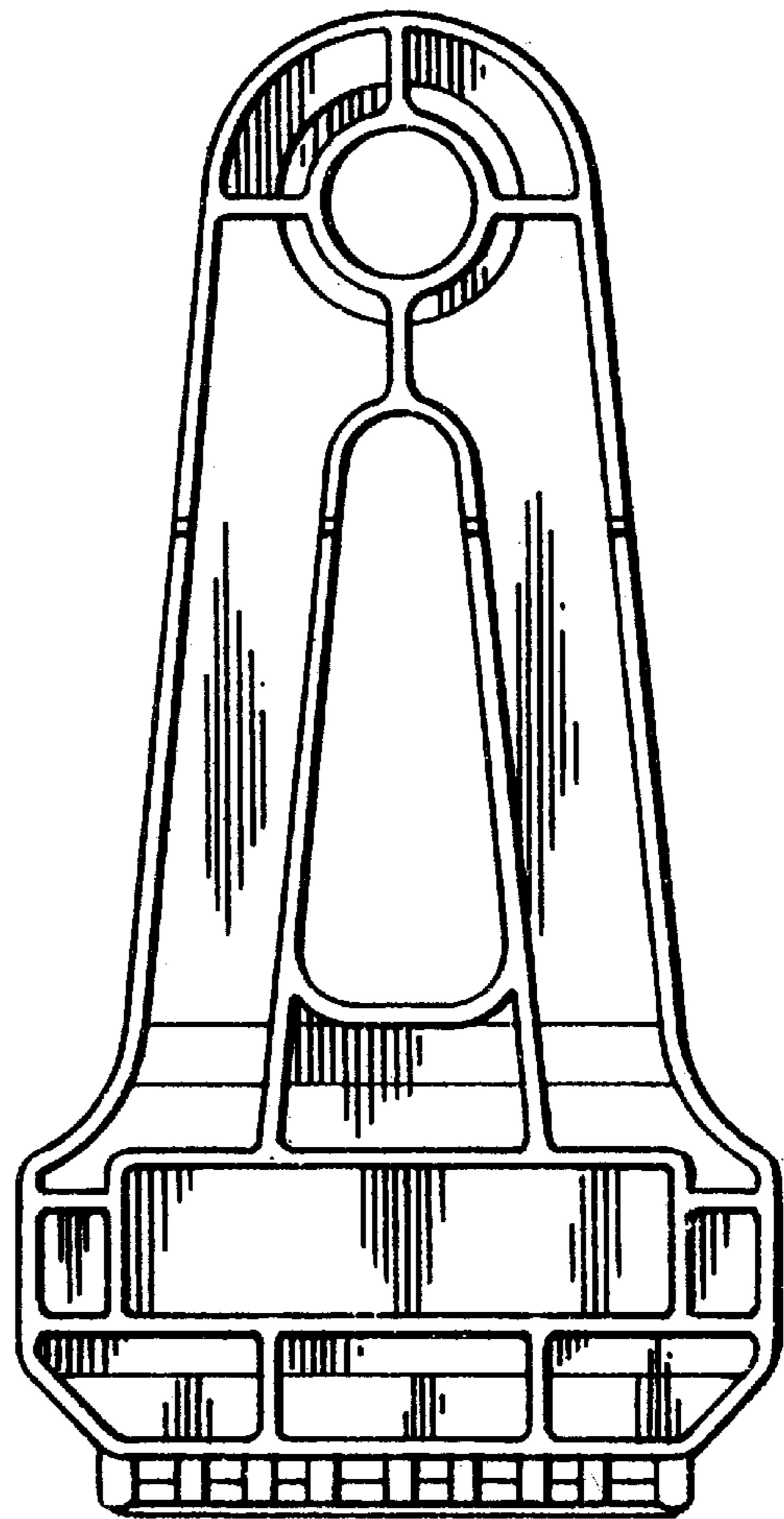


Fig.2.



Fig.3.




Fig.4.

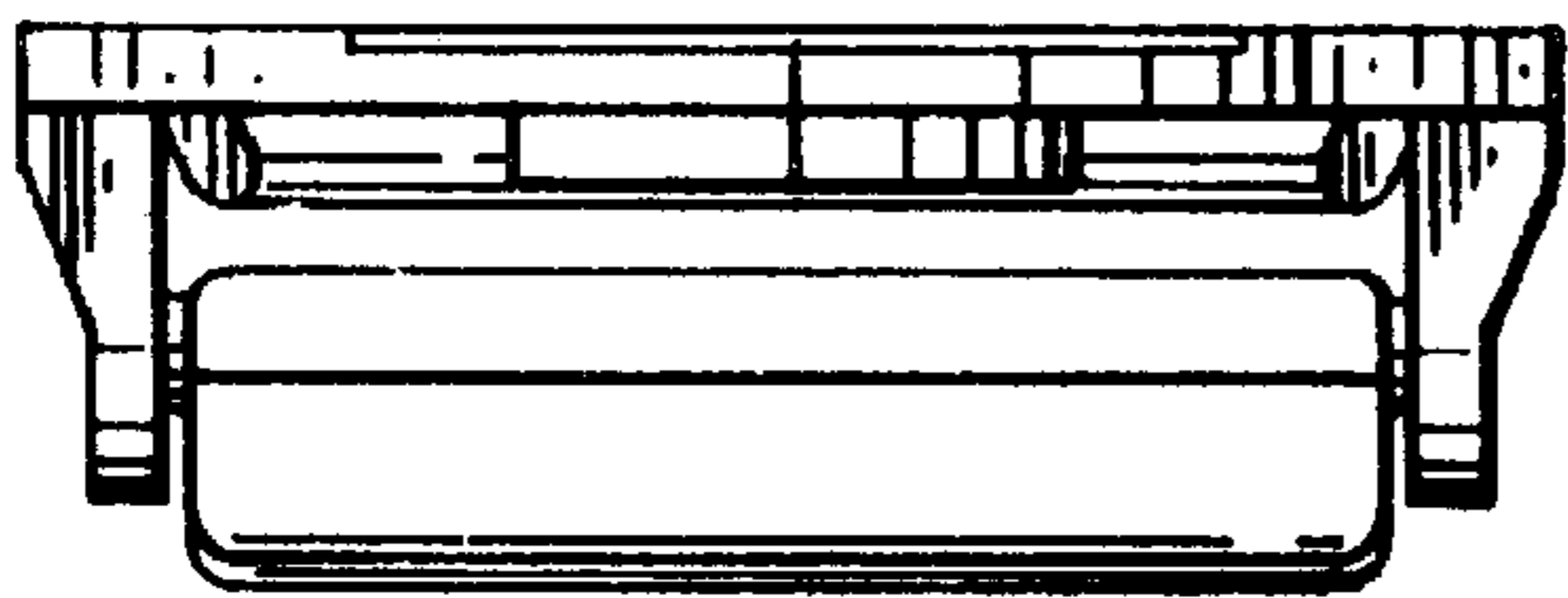


Fig.5.



Fig.6.