



US00D436047S

(12) United States Design Patent
Giardiello

(10) Patent No.: US D436,047 S

(45) Date of Patent: ** Jan. 9, 2001

(54) WRISTWATCH

(75) Inventor: Barbara Giardiello, Naples (IT)

(73) Assignee: Sector Group SA, Neuchatel (CH)

() Term: 14 Years**

(21) Appl. No.: 29/115,190

(22) Filed: Dec. 10, 1999

(30) Foreign Application Priority Data

Jun. 30, 1999 (XH) DMA/004 566

(51) LOC (7) Cl. 10-02

(52) U.S. Cl. D10/32

**(58) Field of Search D10/1-40, 122-132;
D11/3-25; 63/1.1, 3, 5, 11; 368/276-277,
280-282, 285**

(56) References Cited

U.S. PATENT DOCUMENTS

D. 326,624 * 6/1992 Cowan D11/19

D. 361,278 * 8/1995 Riley D10/30

D. 361,281 * 8/1995 Roth D10/32

D. 402,211 * 12/1998 Miyake et al. D10/39

D. 403,971 * 1/1999 Walch D10/32

* cited by examiner

Primary Examiner—Nelson C. Holtje

(74) Attorney, Agent, or Firm—Sughrue, Mion, Zinn,
Macpeak & Seas, PLLC

(57) CLAIM

The ornamental design for a wristwatch, as shown and described.

DESCRIPTION

FIG. 1 is a perspective view of the front and one side of a wristwatch showing my new design without the clasp;

FIG. 2 is a front view thereof;

FIG. 3 is an end view of one end thereof;

FIG. 4 is an end view of the opposite end thereof;

FIG. 5 is a side view of said one side thereof; and,

FIG. 6 is a side view of the opposite side thereof.

The rear of the wristwatch is plain and unornamented.

1 Claim, 2 Drawing Sheets



FIG. 1




FIG. 2




FIG. 3

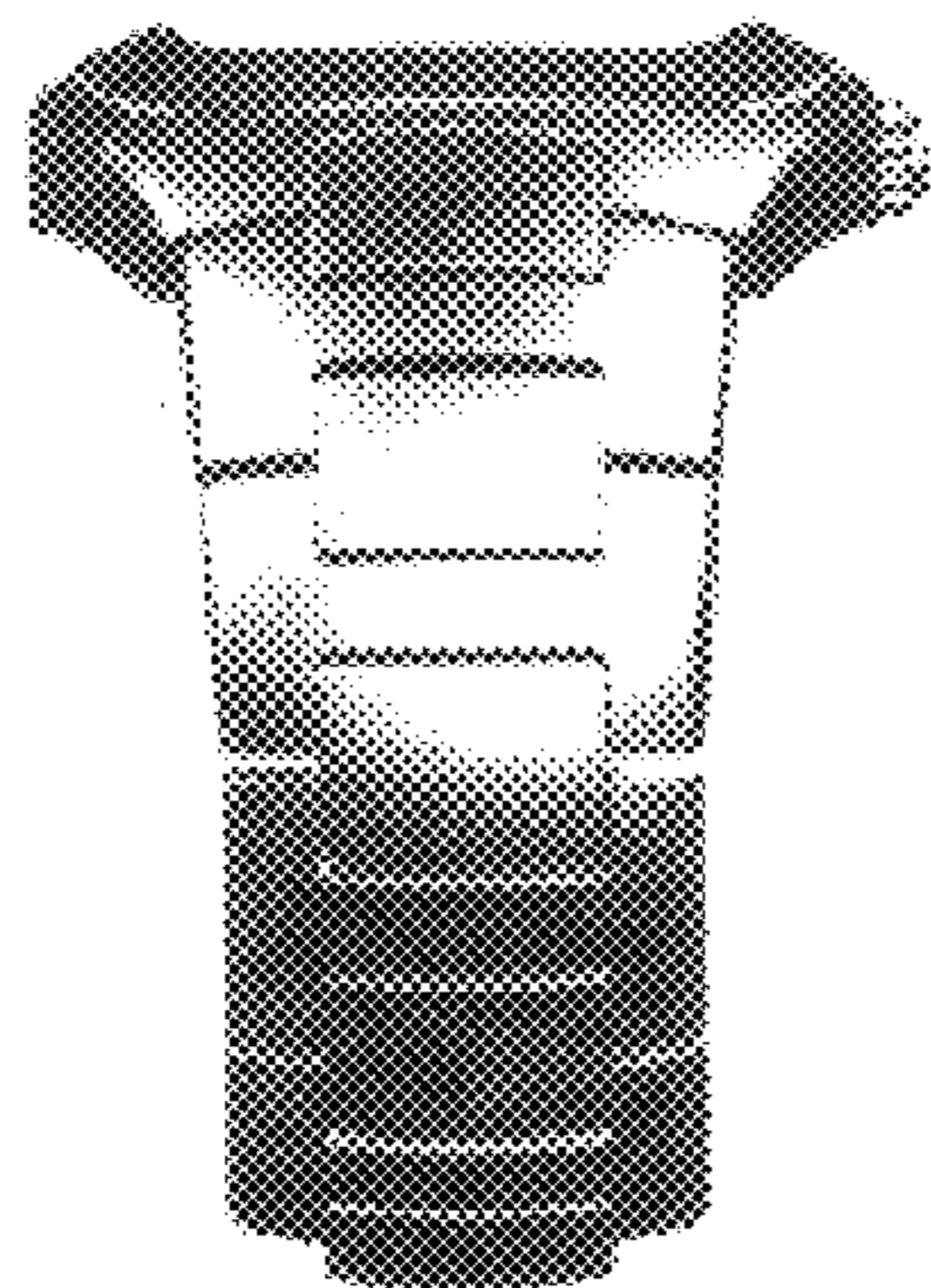


FIG. 4

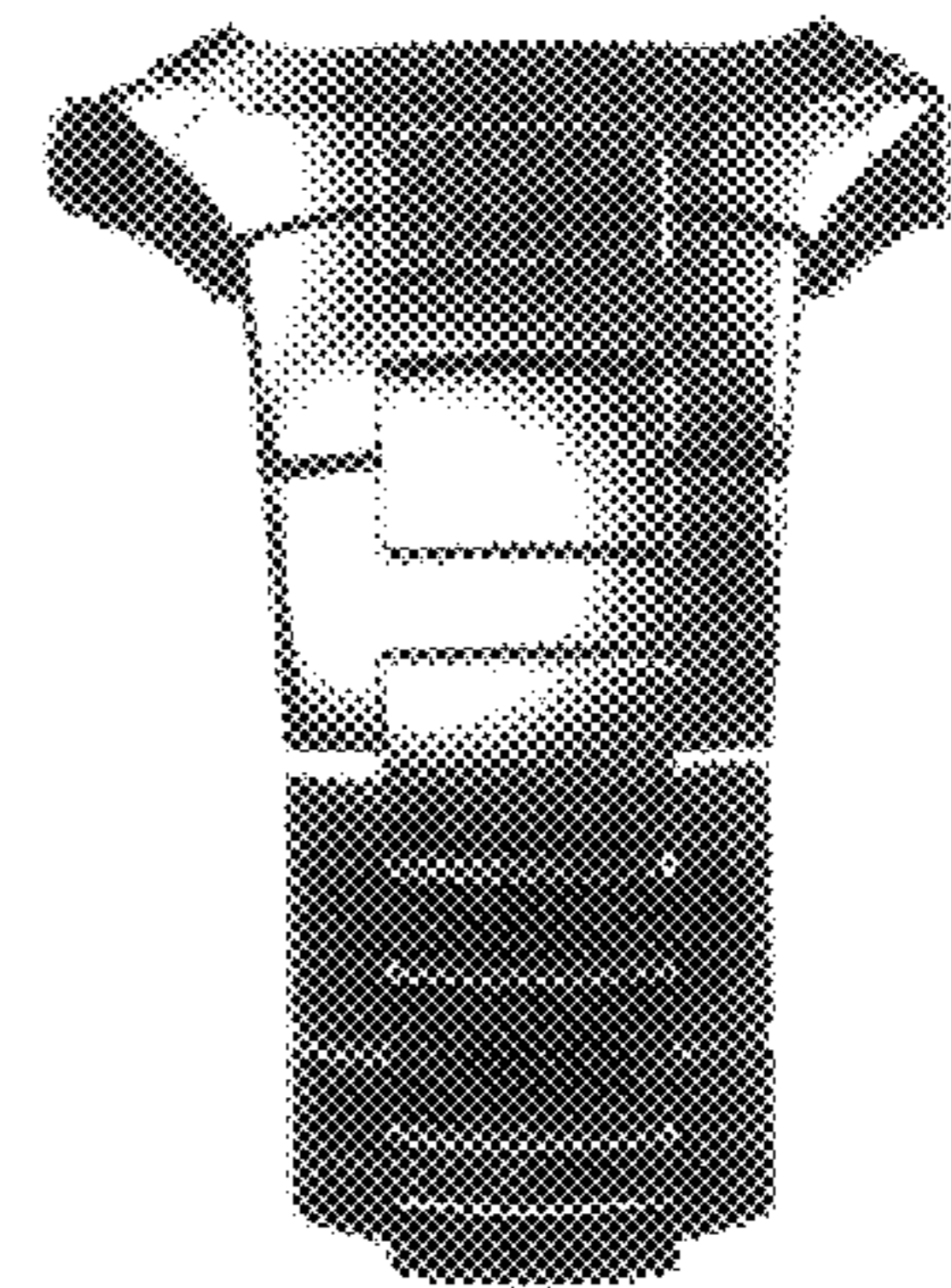


FIG. 5




FIG. 6

