



US00D436046S

(12) **United States Design Patent**
Giardiello

(10) **Patent No.:** **US D436,046 S**

(45) **Date of Patent:** **** Jan. 9, 2001**

(54) **WRISTWATCH**

(75) Inventor: **Barbara Giardiello**, Naples (IT)

(73) Assignee: **Sector Group SA**, Neuchatel (CH)

(**) Term: **14 Years**

(21) Appl. No.: **29/115,188**

(22) Filed: **Dec. 10, 1999**

(30) **Foreign Application Priority Data**

Jun. 30, 1999 (XH) DMA/004 556

(51) **LOC (7) Cl.** **10-02**

(52) **U.S. Cl.** **D10/32**

(58) **Field of Search** D10/1-40, 122-132;
D11/3-25; 63/1.1, 3, 5, 11; 368/276-277,
280-282, 285

(56) **References Cited**

U.S. PATENT DOCUMENTS

- D. 250,634 * 12/1978 Porsche D10/32
- D. 274,503 * 7/1984 Bulgari D10/32
- D. 285,543 * 9/1986 Moser D11/4
- D. 365,286 * 12/1995 Florian D10/32

- D. 381,585 * 7/1997 Gogniat D10/32
- D. 401,163 * 11/1998 Buchser D10/32
- D. 425,799 * 5/2000 Hysek D10/32

* cited by examiner

Primary Examiner—Nelson C. Holtje

(74) *Attorney, Agent, or Firm*—Sughrue, Mion, Zinn,
Macpeak & Seas, PLLC

(57) **CLAIM**

The ornamental design for a wristwatch, as shown and described.

DESCRIPTION

FIG. 1 is a perspective view of the front and one side of a half of a wristwatch showing my new design;
 FIG. 2 is a front view thereof;
 FIG. 3 is an end view of one end thereof;
 FIG. 4 is an end view of an opposite end thereof;
 FIG. 5 is a side view of an opposite side thereof;
 FIG. 6 is a side view of said one side thereof;
 FIG. 7 is a perspective view of the rear and one side of the opposite half thereof; and,
 FIG. 8 is a rear view thereof.

1 Claim, 2 Drawing Sheets



FIG. 1




FIG. 2



FIG. 3

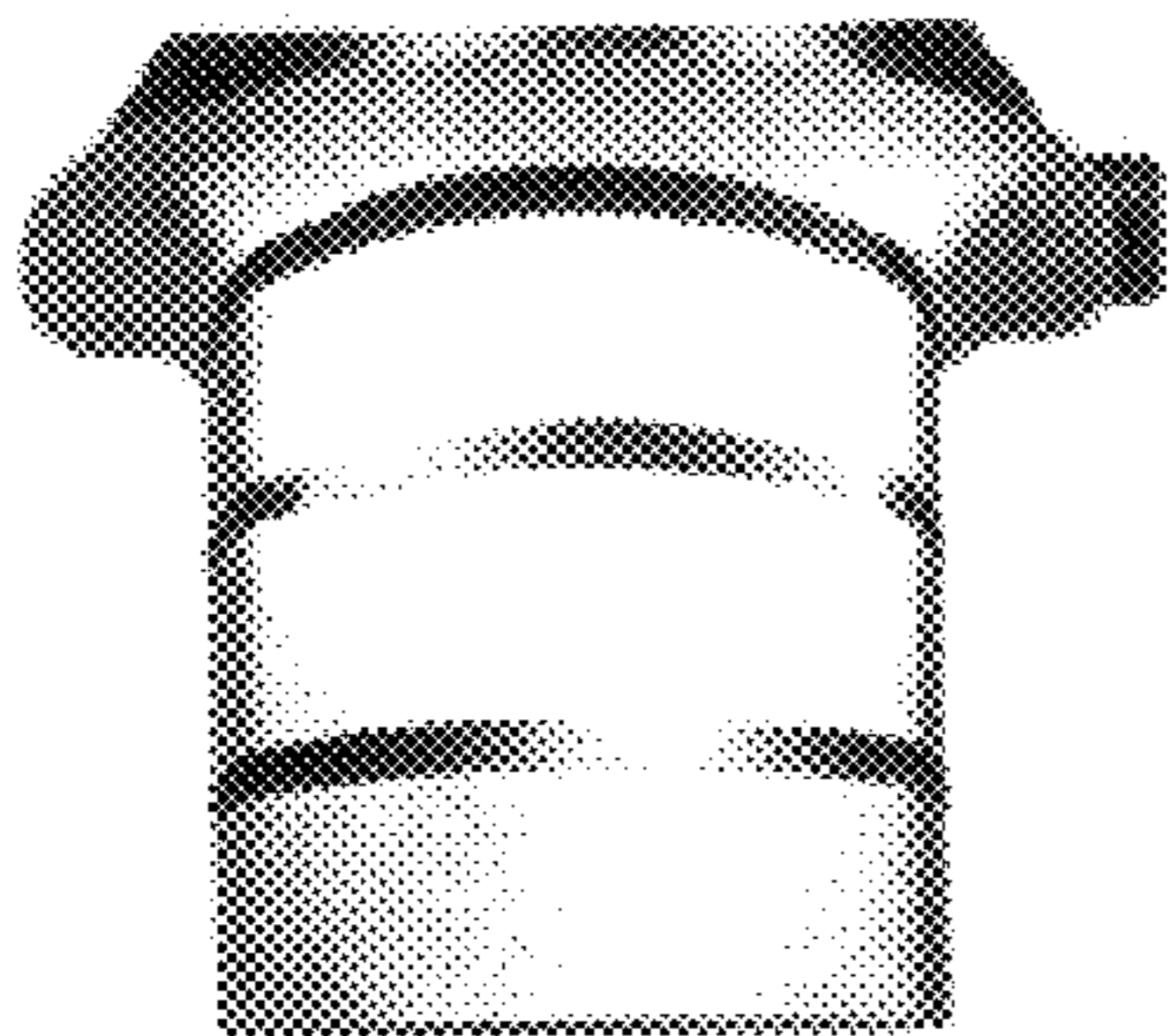


FIG. 4

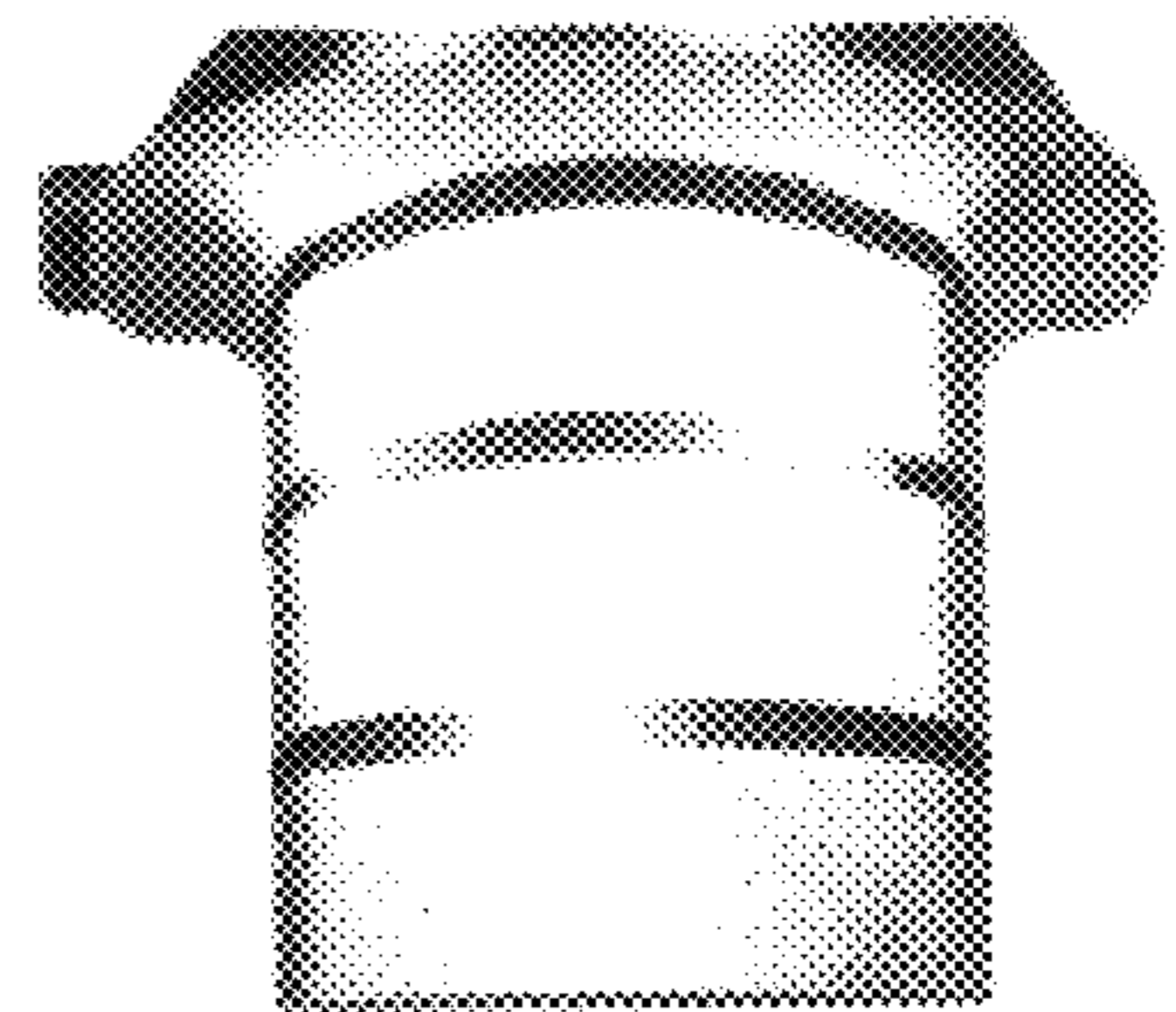


FIG. 5




FIG. 6



FIG. 7

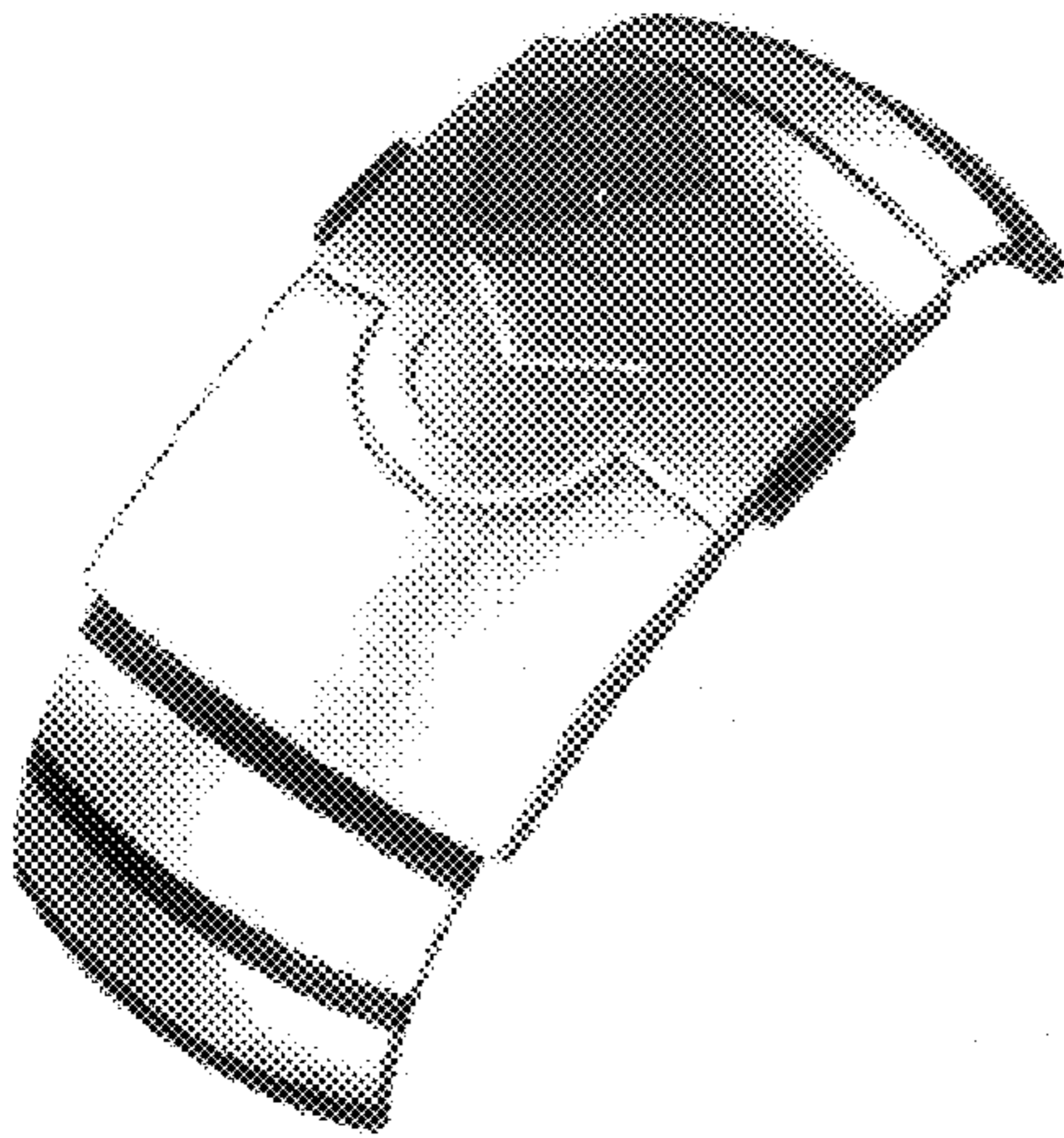


FIG. 8

