



US00D436039S

(12) **United States Design Patent**
Moretti

(10) **Patent No.:** **US D436,039 S**

(45) **Date of Patent:** **** Jan. 9, 2001**

(54) **PUSH BUTTON FOR A DISPENSER**

(75) Inventor: **Matteo Moretti, Crema (IT)**

(73) Assignee: **Lumson, S.p.A. (IT)**

(**) Term: **14 Years**

(21) Appl. No.: **29/114,461**

(22) Filed: **Nov. 24, 1999**

(30) **Foreign Application Priority Data**

May 26, 1999 (XH) DM/048 054

(51) **LOC (7) Cl.** **09-07**

(52) **U.S. Cl.** **D9/448**

(58) **Field of Search** D9/300, 302, 306,
D9/440, 447, 448, 449, 450; 222/153.11,
153.12, 153.13, 153.14, 320, 321.1, 321.7,
321.9, 324, 544, 546, 553, 562

(56) **References Cited**

U.S. PATENT DOCUMENTS

D. 182,444 * 4/1958 Sinclair D9/449

D. 398,232 * 9/1998 Bakic D9/440

D. 414,696 * 10/1999 Sayers D9/448
5,492,252 * 2/1996 Gueret 222/321.1

* cited by examiner

Primary Examiner—Cathron B. Matta

(74) *Attorney, Agent, or Firm*—Steinberg & Raskin, P.C.

(57) **CLAIM**

The ornamental design for a push button for a dispenser, as shown and described.

DESCRIPTION

FIG. 1 is a perspective view of a push button for a dispenser showing my new design;

FIG. 2 is a right elevation view thereof;

FIG. 3 is a left elevation view thereof;

FIG. 4 is a top plan view thereof;


FIG. 5 is a bottom plan view thereof;

FIG. 6 is a front elevation view thereof; and,

FIG. 7 is a rear elevation view thereof.

The broken line showing of the interior of the push button is for illustrative purposes only and forms no part of the claimed design.

1 Claim, 1 Drawing Sheet






Fig. 1

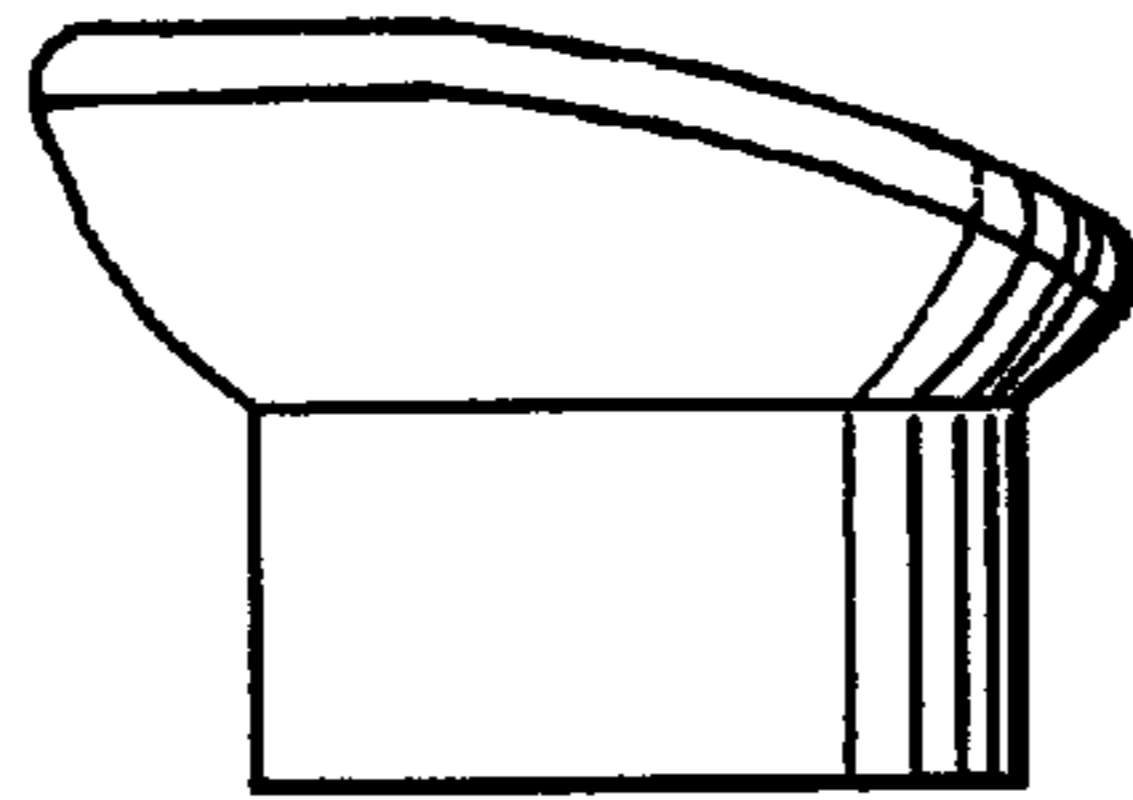


Fig. 2

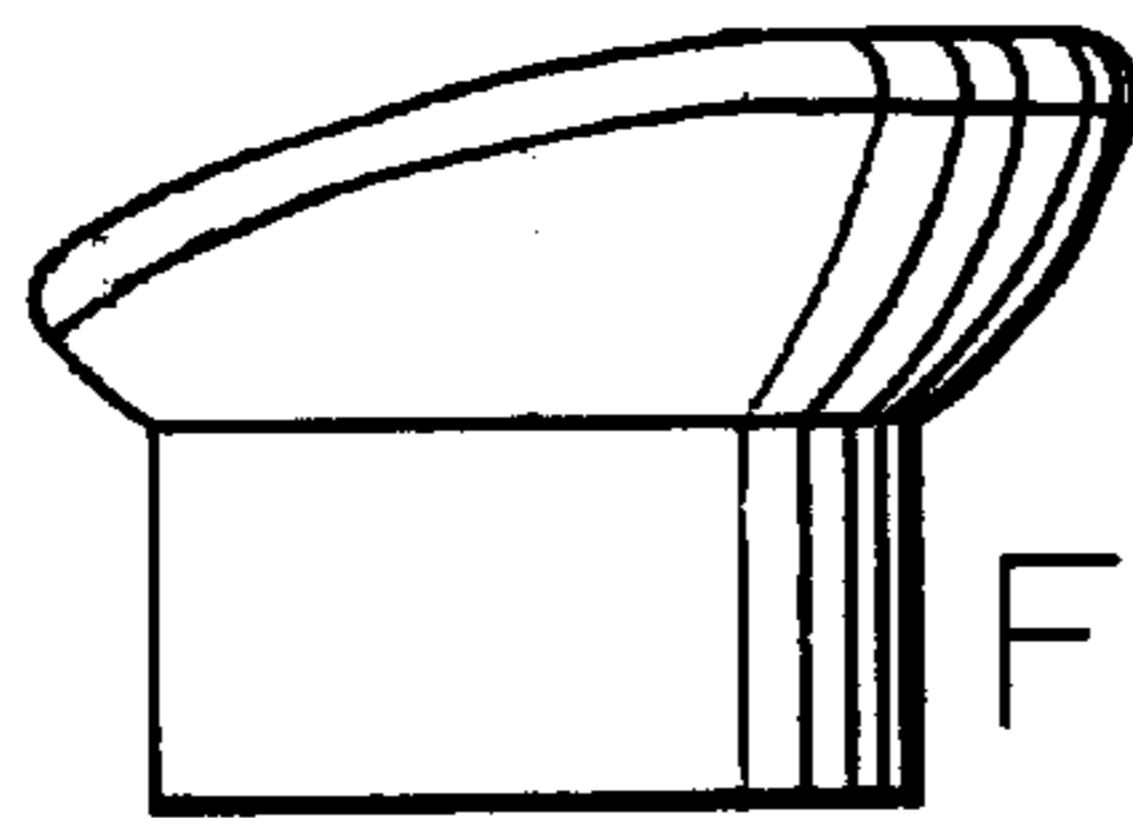


Fig. 3

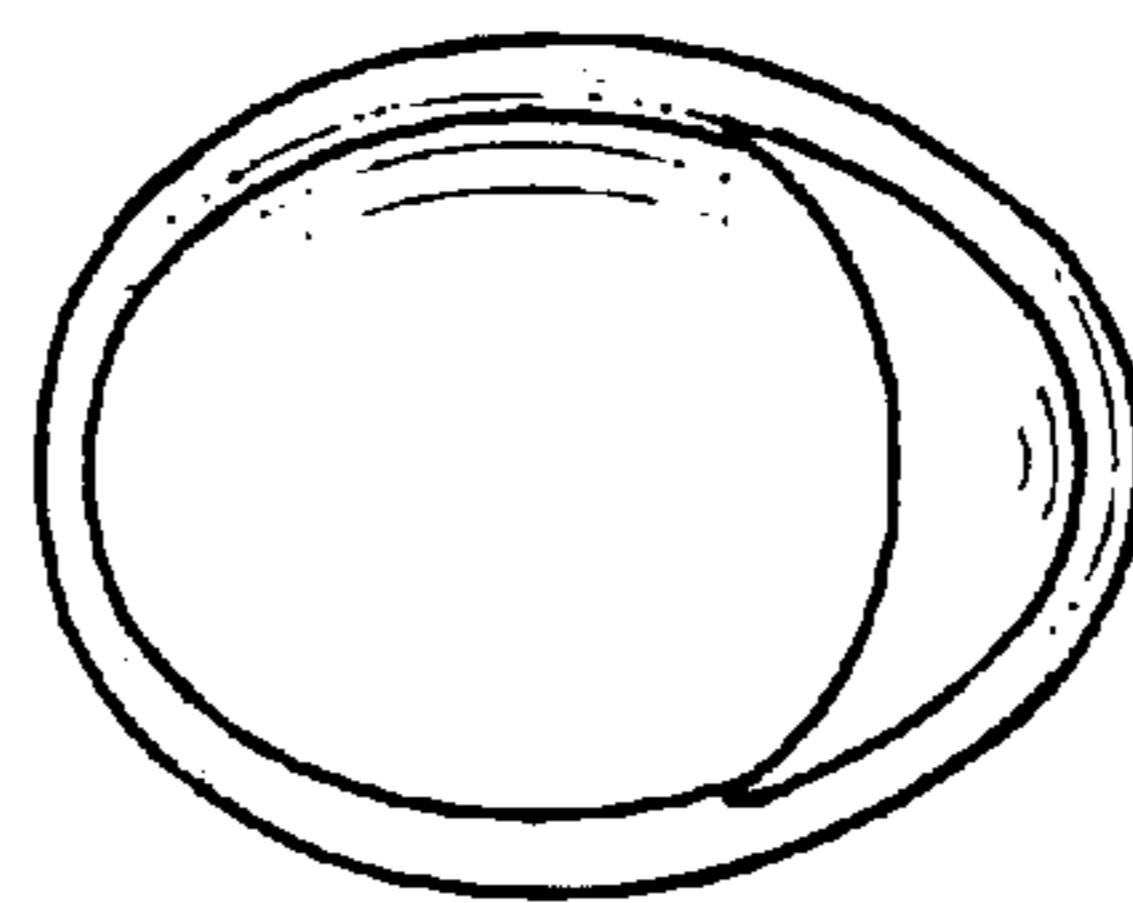


Fig. 4

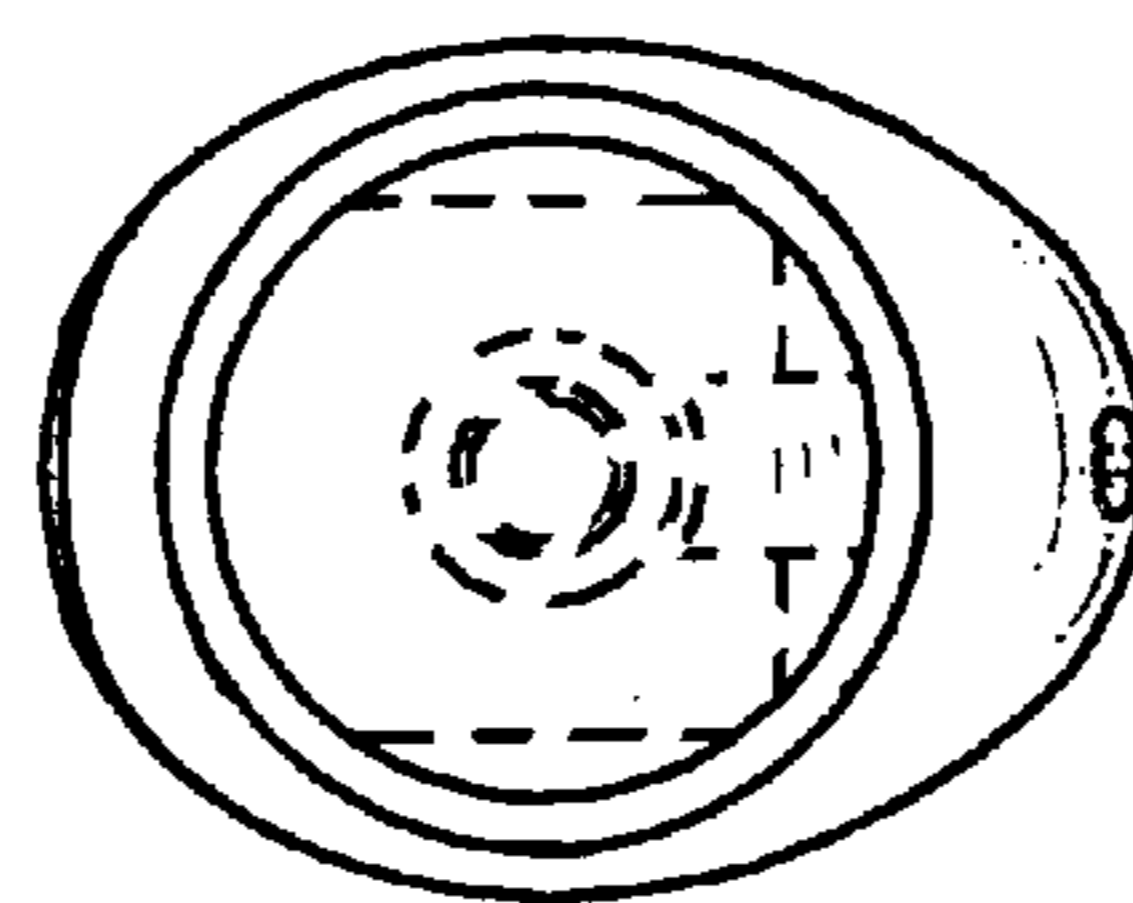


Fig. 5




Fig. 6

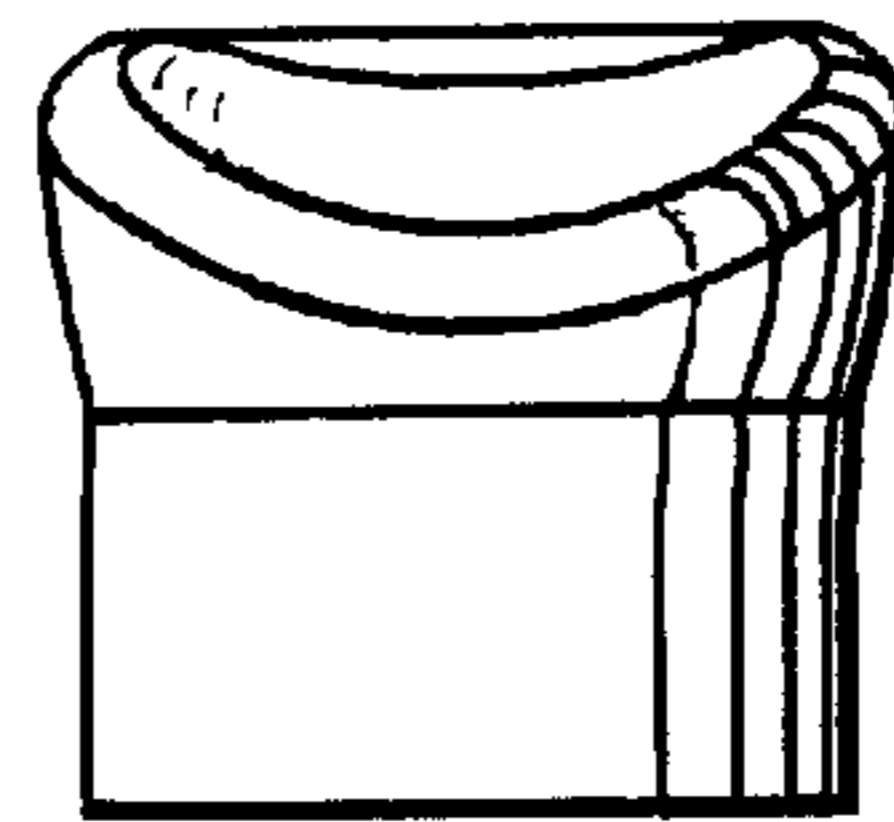


Fig. 7