



US00D436035S

(12) **United States Design Patent**  
**Natke**

(10) **Patent No.:** **US D436,035 S**

(45) **Date of Patent:** **\*\* Jan. 9, 2001**

(54) **COVER TO PROTECT THE CONTENTS OF A BUCKET**

(76) **Inventor:** **Gregory J. Natke**, 712 Alter Rd.,  
Detroit, MI (US) 48215

(\*\*) **Term:** **14 Years**

(21) **Appl. No.:** **29/120,200**

(22) **Filed:** **Mar. 15, 2000**

(51) **LOC (7) Cl.** ..... **09-07**

(52) **U.S. Cl.** ..... **D9/434**

(58) **Field of Search** ..... D3/207-211, 215,  
D3/228; D7/605, 607; D9/434, 499; 2/16,  
22, 24; 62/457.3, 457.4; 220/694, 737,  
739, 903, 400, 411; 229/403; 428/162;  
D24/189, 192

(56) **References Cited**

**U.S. PATENT DOCUMENTS**

D. 299,562	*	1/1989	Lee	.....	D29/113
D. 302,885	*	8/1989	Barbee	.....	D34/6
D. 307,968	*	5/1990	Neal	.....	D34/1
D. 339,034	*	9/1993	Walcott et al.	.....	D7/607
D. 341,293	*	11/1993	Guo	.....	D7/607
1,151,827	*	8/1915	Sander	.....	383/6
3,257,025	*	6/1966	Jolly	.....	383/6
4,989,418	*	2/1991	Hewlett	.....	62/457.4
5,056,679	*	10/1991	Lonczak	.....	220/404
5,169,025	*	12/1992	Guo	.....	220/739
5,170,503	*	12/1992	Hightower, Jr. et al.	.....	2/22

5,318,821	*	6/1994	Bradley, Jr.	.....	428/100
5,609,265	*	3/1997	Haberkorn et al.	.....	220/421
5,915,580	*	6/1999	Melk	.....	215/386
6,019,245	*	2/2000	Foster et al.	.....	220/739
6,044,877	*	4/2000	Bennet	.....	141/390
6,082,896	*	7/2000	Pulli	.....	383/6

\* cited by examiner

*Primary Examiner*—Robert M. Spear

(74) *Attorney, Agent, or Firm*—John D. Gugliotta

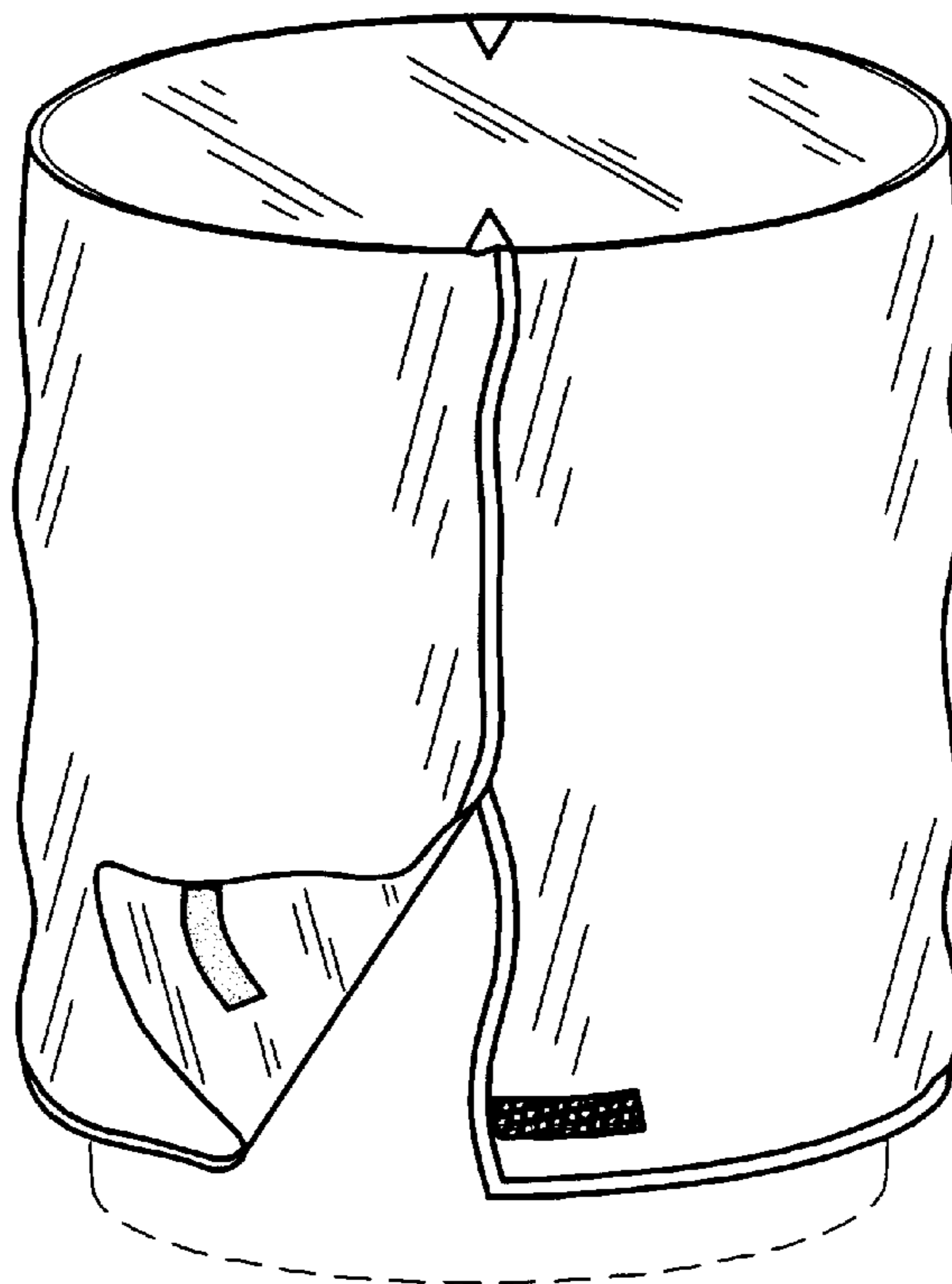
(57) **CLAIM**

The ornamental design for a cover to protect the contents of a bucket, as shown and described.

**DESCRIPTION**

FIG. 1 is a perspective view of a cover to protect the contents of a bucket showing my new design;  
 FIG. 2 is an exploded perspective view;  
 FIG. 3 is a side elevational view of the outside surface of the left panel in an open position of use, shown removed from the cover for clarity of illustration, the right panel outside surface being identical thereto;  
 FIG. 4 is a side elevational view of the inside surface of the left panel in an open position of use, shown removed from the cover for clarity of illustration, the right panel inside surface being identical thereto; and,  
 FIG. 5 is a top plan view, thereof.  
 The broken line showing of a bucket is for illustrative purposes only and forms no part of the claimed design.

**1 Claim, 4 Drawing Sheets**



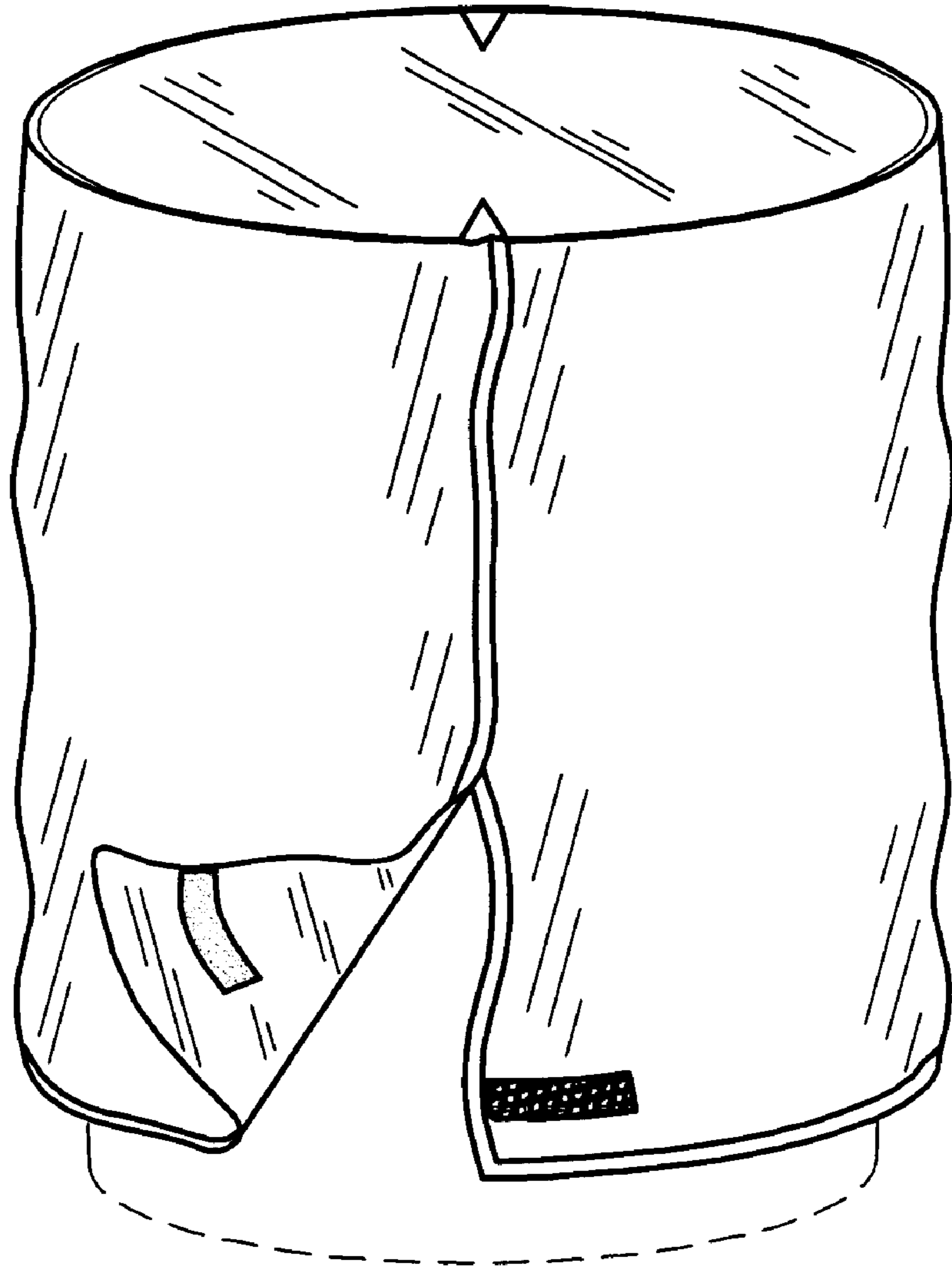


Figure 1

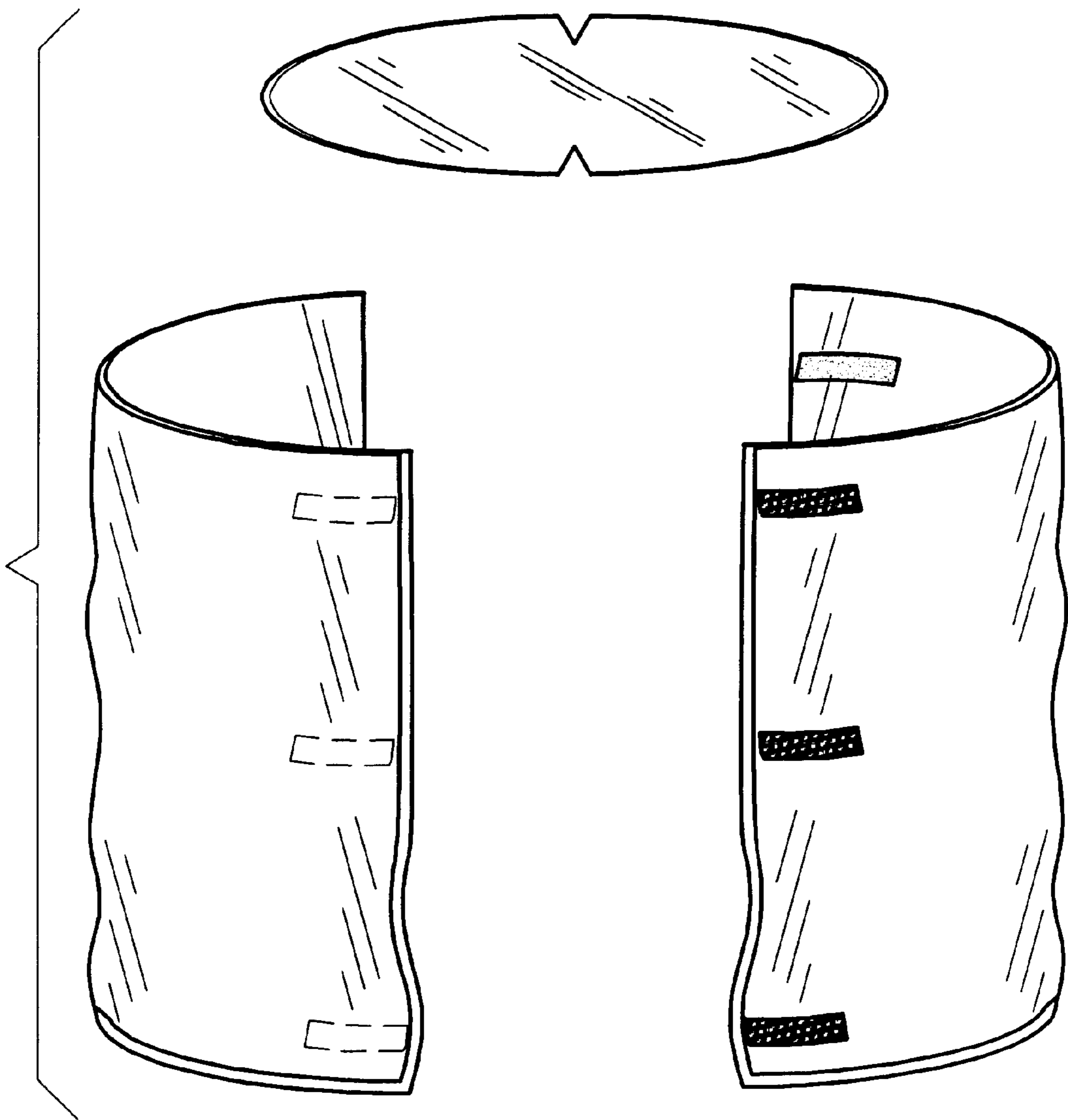


Figure 2

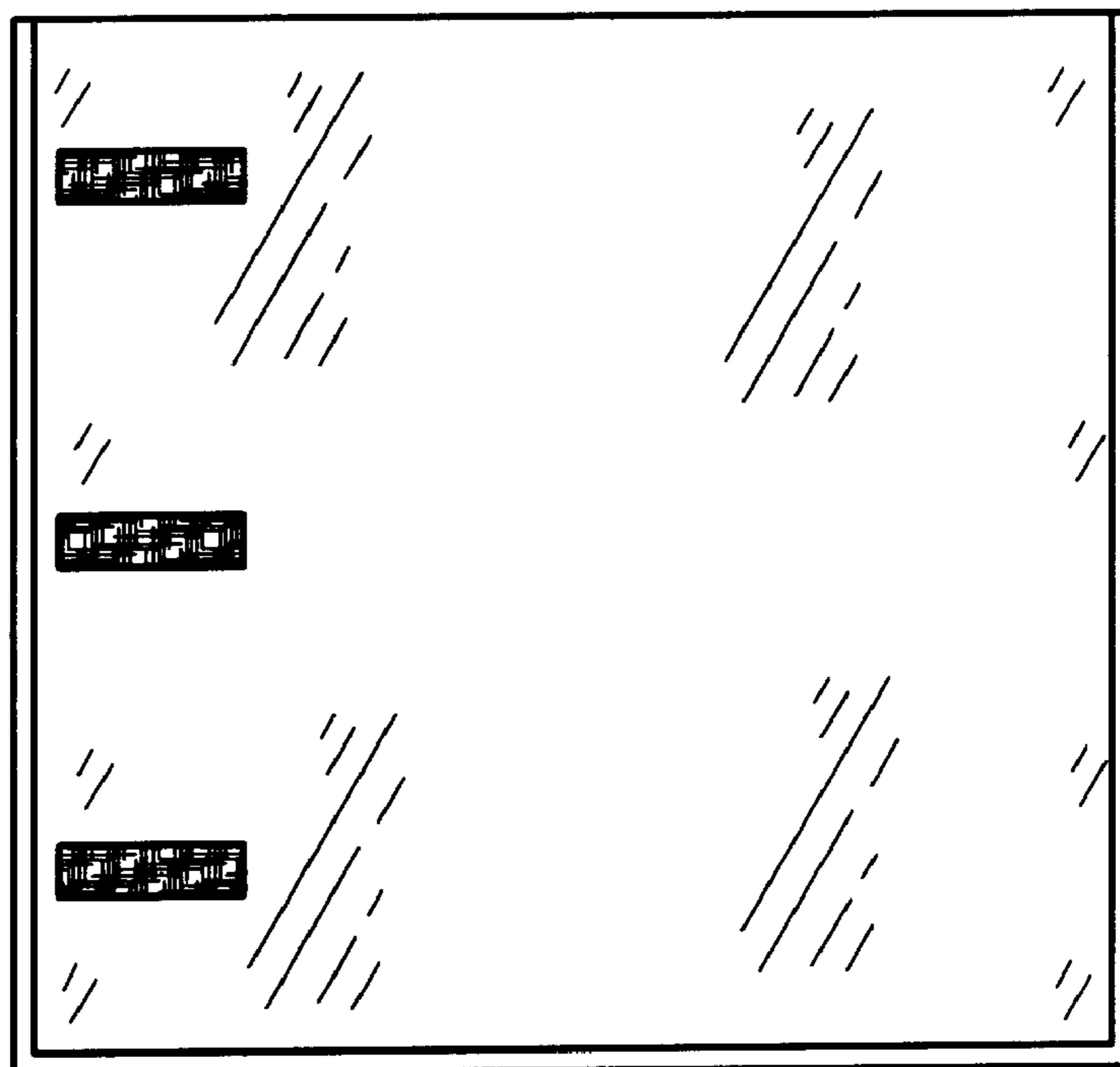


Figure 3

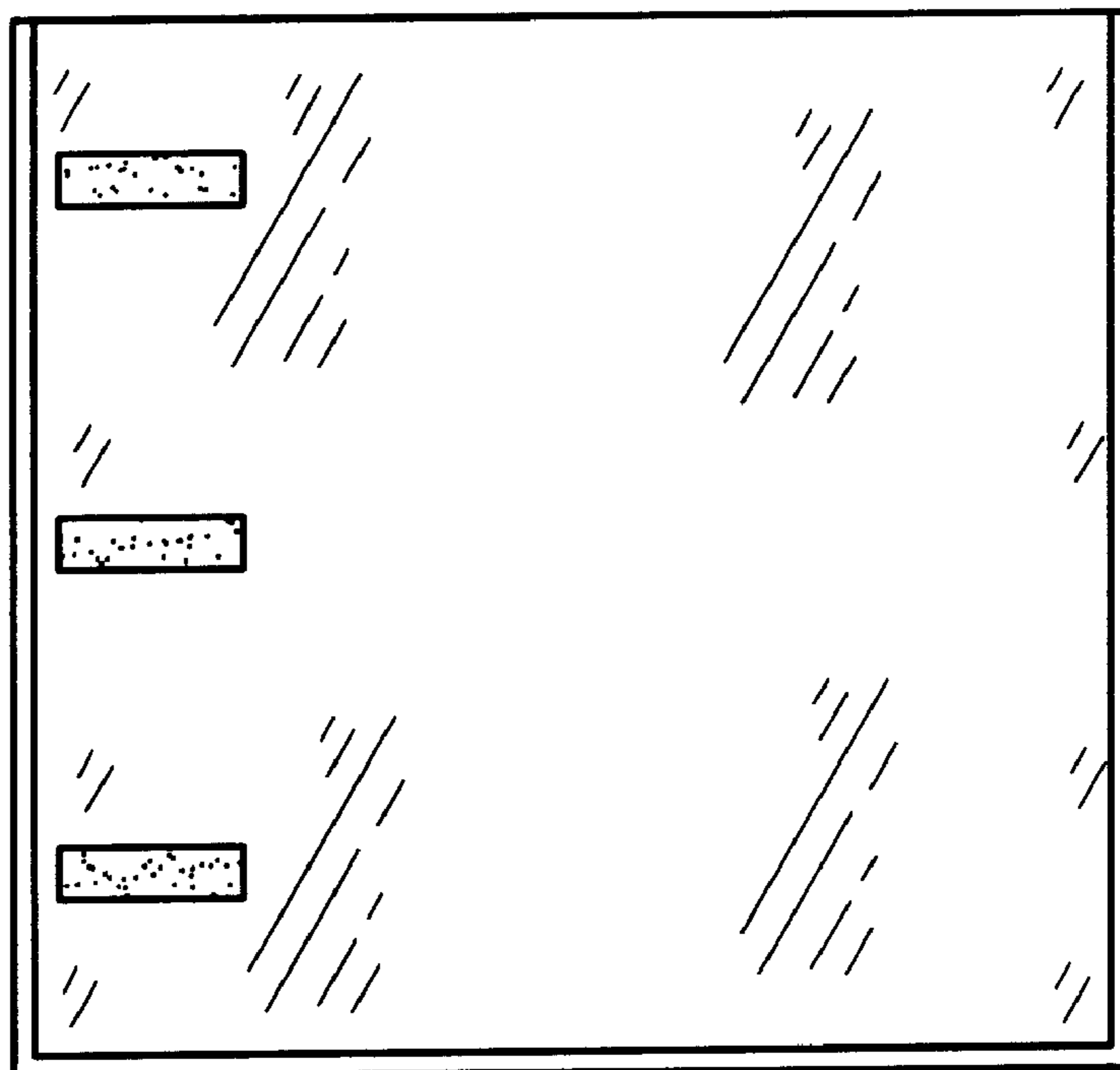


Figure 4

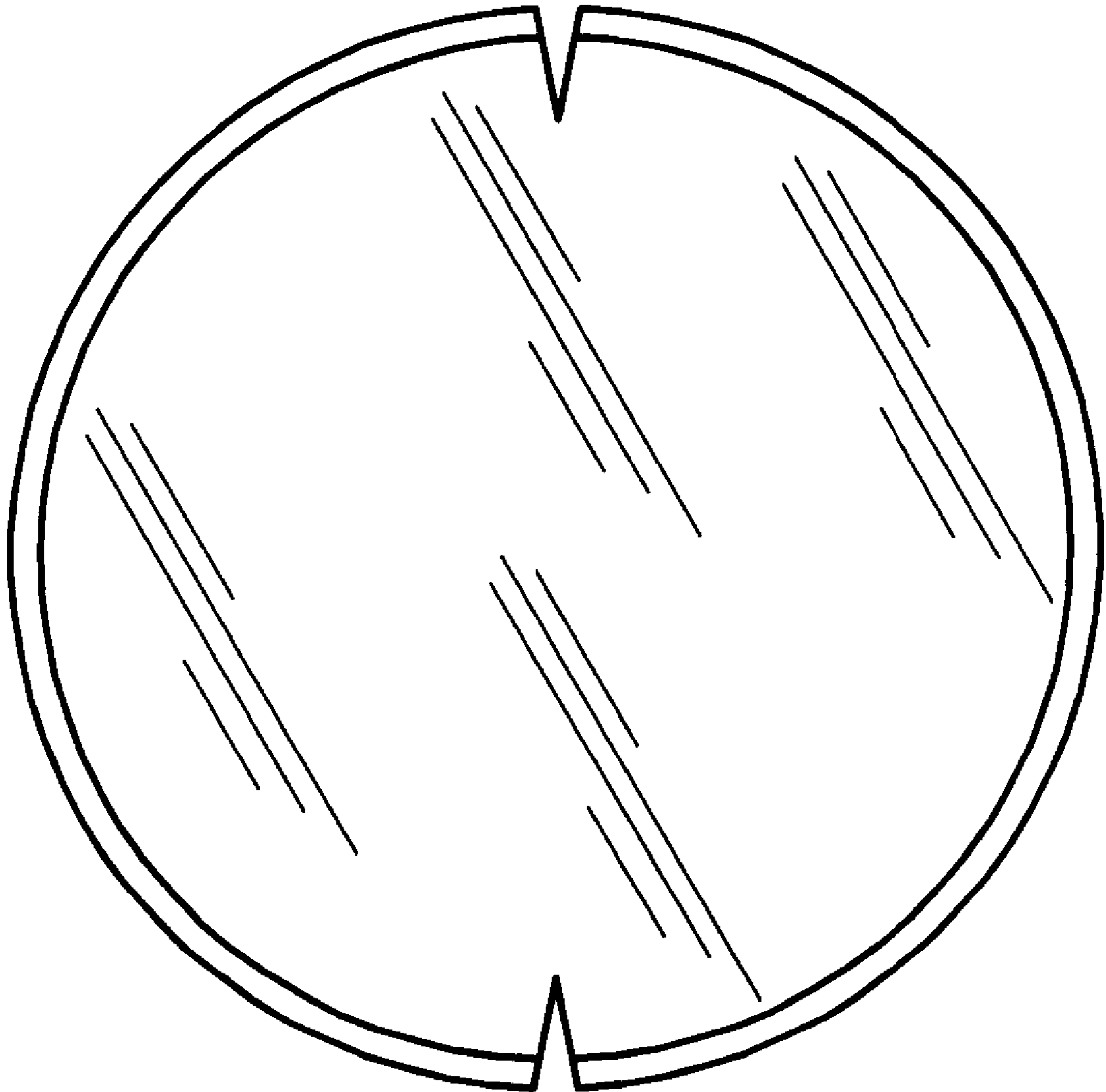


Figure 5