



US00D436014S

(12) **United States Design Patent**
Glesser

(10) **Patent No.:** **US D436,014 S**

(45) **Date of Patent:** **** Jan. 9, 2001**

(54) **FOLDING KNIFE WITH TWO ADJACENT BLADES**

(75) Inventor: **Louis S. Glesser**, Golden, CO (US)

(73) Assignee: **Spyderco, Inc.**, Golden, CO (US)

(*) Notice: This patent is subject to a terminal disclaimer.

(**) Term: **14 Years**

(21) Appl. No.: **29/108,375**

(22) Filed: **Jul. 25, 1999**

(51) **LOC (7) Cl.** **08-03**

(52) **U.S. Cl.** **D8/99**

(58) **Field of Search** D8/98, 99, 100;
30/151, 152, 153, 154, 155, 156, 157, 158,
159, 160, 161, 162

(56) **References Cited**

U.S. PATENT DOCUMENTS

- D. 333,251 * 2/1993 Glesser D8/99
- D. 363,871 * 11/1995 Coggins D8/99
- D. 385,173 * 10/1997 McWillis D8/99
- D. 387,966 * 12/1997 Horn D8/99
- D. 391,465 * 3/1998 Glesser D8/99

OTHER PUBLICATIONS

- Gorilla and Sons Catalog, p. 8, Spyderco Knives, 1997.*
- Gorilla and Sons Catalog, p. 19, Boker Knives, 1997.*
- Gorilla and Sons Catalog, p. 25, Case Knives, 1997.*
- Gorilla and Sons Catalog, p. 59, GKT Knives, 1997.*

* cited by examiner

Primary Examiner—Philip S. Hyder
(74) *Attorney, Agent, or Firm*—Sheridan Ross P.C.

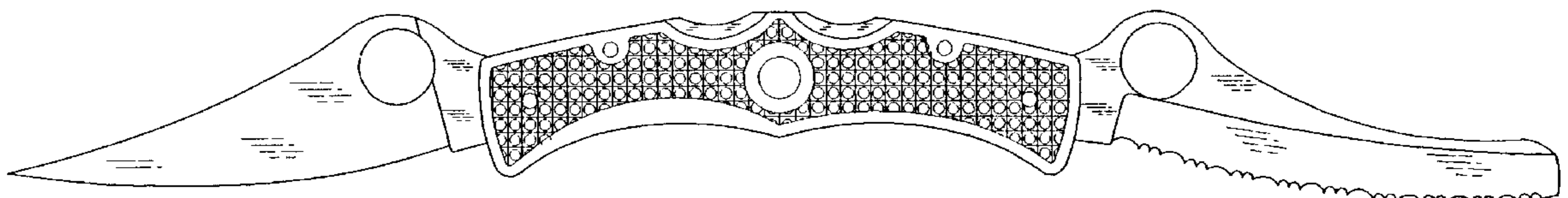
(57) **CLAIM**

The ornamental design for a folding knife with two adjacent blades, as shown and described.

DESCRIPTION

FIG. 1 is a front elevational view of a folding knife with two adjacent blades, showing my new design;
 FIG. 2 is a top plan view of the folding knife with two adjacent blades illustrated in FIG. 1;
 FIG. 3 is a rear elevational view of the folding knife with two adjacent blades illustrated in FIG. 1;
 FIG. 4 is a bottom plan view of the folding knife with two adjacent blades illustrated in FIG. 1;
 FIG. 5 is a left end elevational view of the folding knife with two adjacent blades illustrated in FIG. 1;
 FIG. 6 is a right end elevational view of the folding knife with two adjacent blades illustrated in FIG. 1;
 FIG. 7 is a front elevational view of the folding knife with two adjacent blades illustrated in FIG. 1, with the blades shown in a closed position;
 FIG. 8 is a top plan view of the folding knife with two adjacent blades illustrated in FIG. 1, with the blades shown in a closed position;
 FIG. 9 is a rear elevation view of the folding knife with two adjacent blades illustrated in FIG. 1 with the blades shown in a closed position; and,
 FIG. 10 is a bottom plan view of the folding knife with two adjacent blades illustrated in FIG. 1 with the blades shown in a closed position.

1 Claim, 5 Drawing Sheets



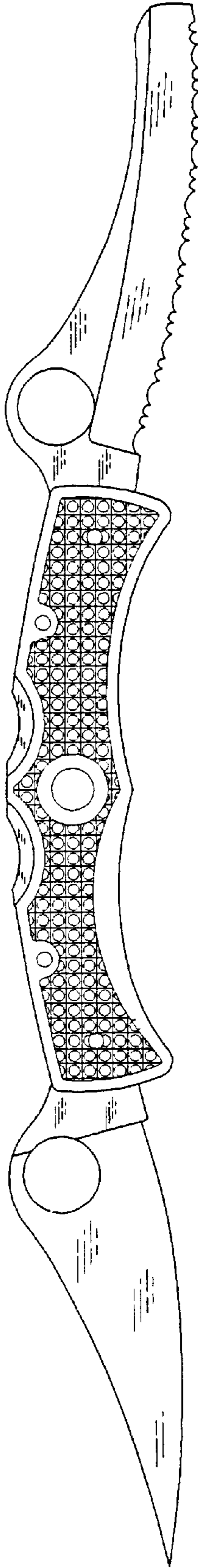


Fig. 1



Fig. 2

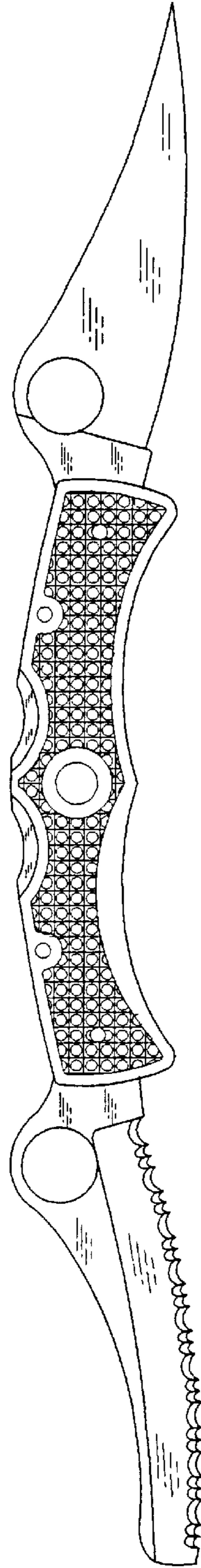


Fig. 3



Fig. 4

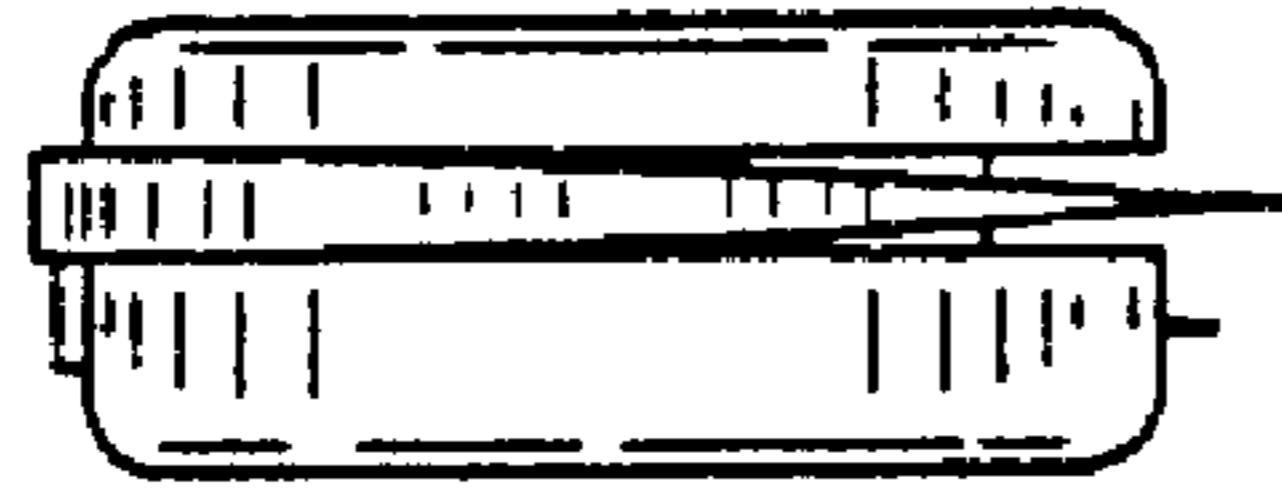


Fig. 6

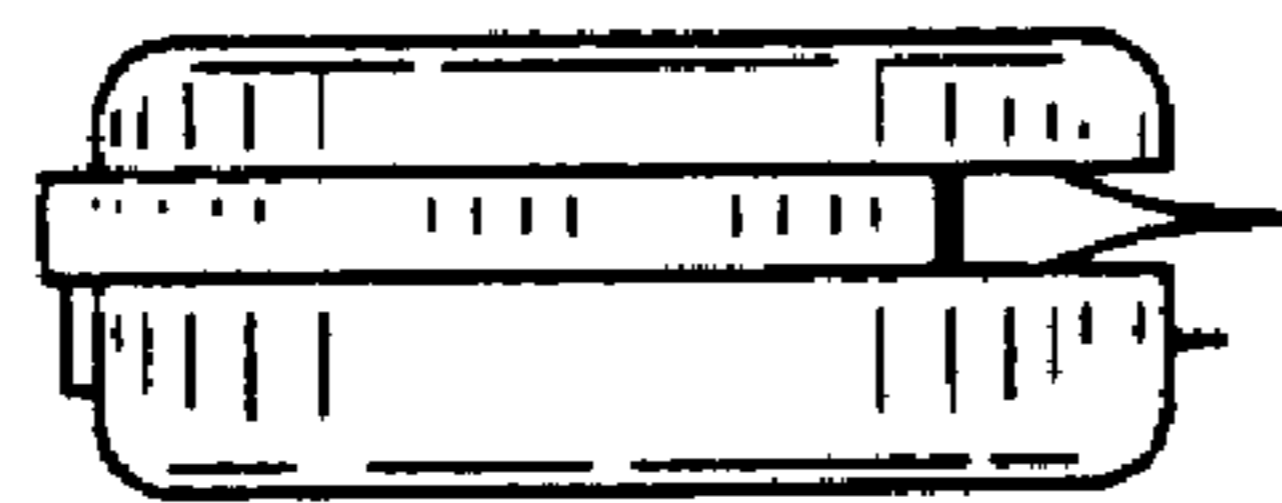


Fig. 5

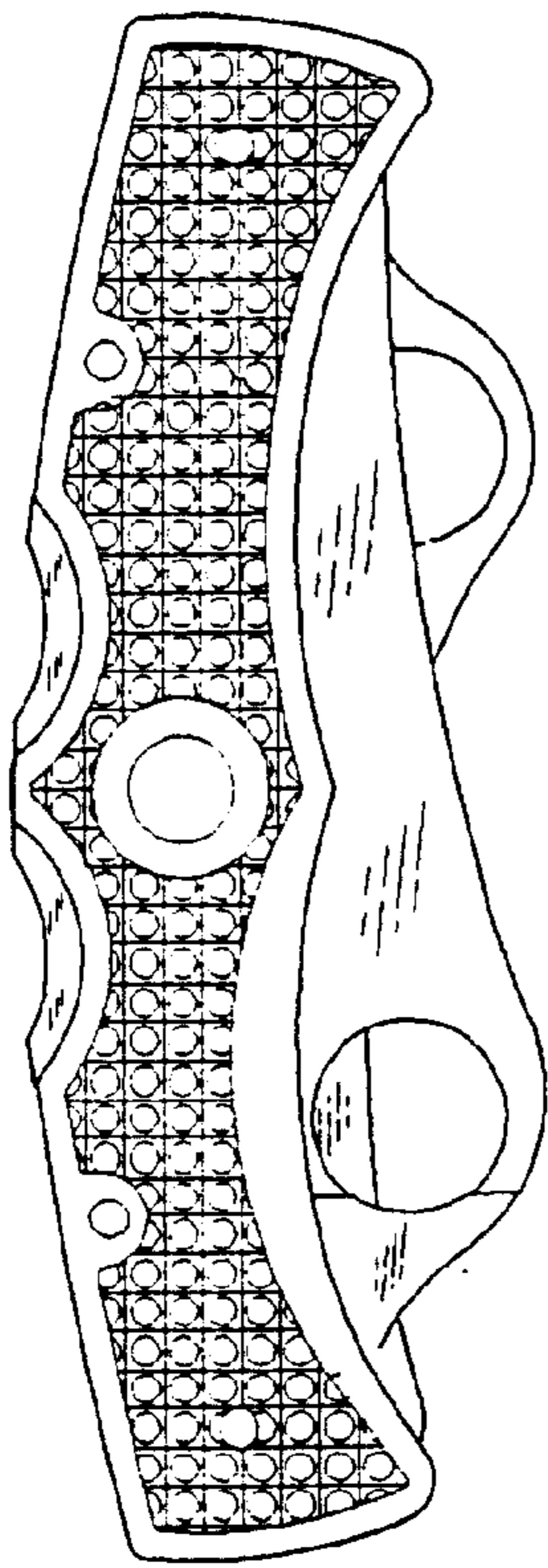


Fig. 7



Fig. 8

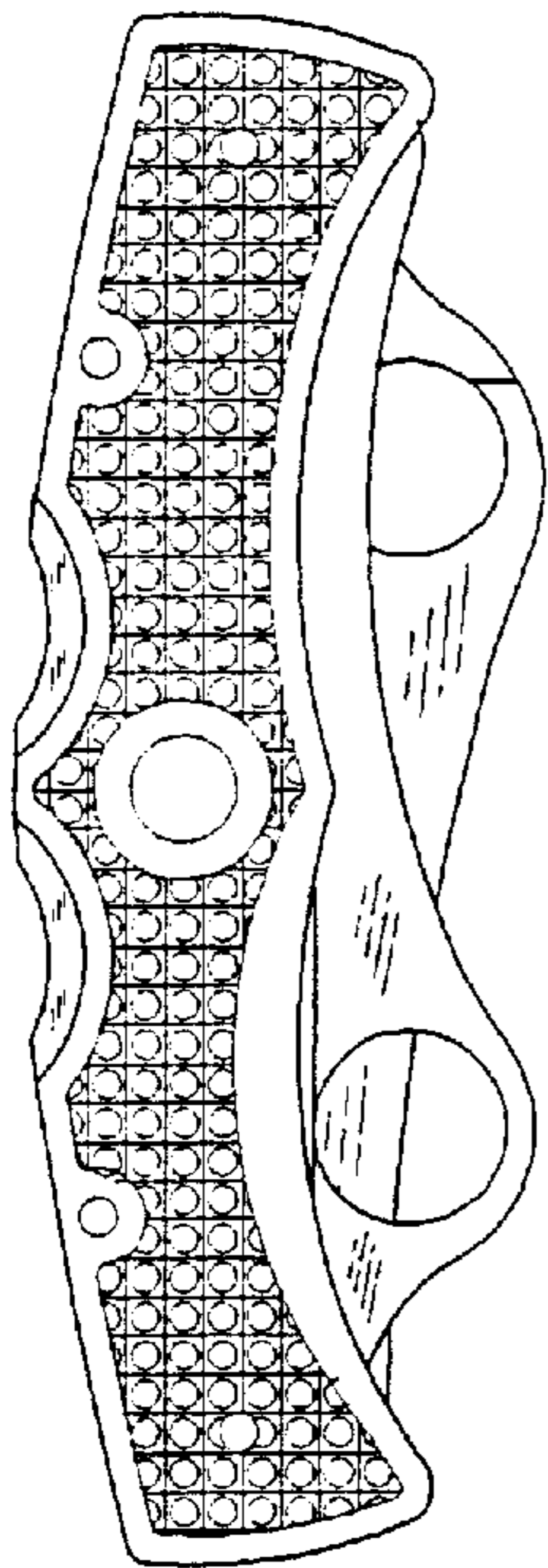


Fig. 9

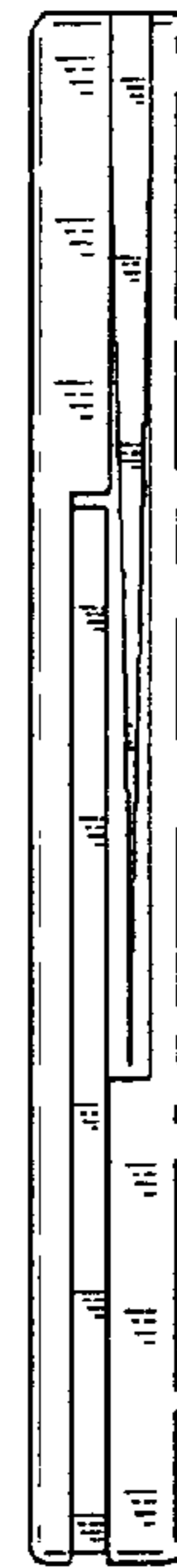


Fig. 10

UNITED STATES PATENT AND TRADEMARK OFFICE
CERTIFICATE OF CORRECTION

PATENT NO. : Des. 436,014 S
DATED : January 9, 2001
INVENTOR(S) : Glesser

Page 1 of 1

It is certified that error appears in the above-identified patent and that said Letters Patent is hereby corrected as shown below:

Title page,

Item [22], "**Jul. 25, 1999**" should be -- **Jul. 26, 1999** --.

Signed and Sealed this

Twenty-fifth Day of February, 2003

A handwritten signature in black ink, appearing to read "James E. Rogan", written over a horizontal line.

JAMES E. ROGAN
Director of the United States Patent and Trademark Office