



US00D436011S

(12) **United States Design Patent**
Fuchs et al.

(10) **Patent No.:** **US D436,011 S**

(45) **Date of Patent:** **** Jan. 9, 2001**

(54) **CLOSE CUT SAW**

(75) Inventors: **Wolfgang Fuchs**, Filderstadt; **Eduard Gansel**, Dettenhausen; **Uwe Engelfried**, Ostfildern; **Rudolf Fuchs**, Neuhausen, all of (DE)

(73) Assignee: **Robert Bosch GmbH**, Stuttgart (DE)

(**) Term: **14 Years**

(21) Appl. No.: **29/099,936**

(22) Filed: **Feb. 1, 1999**

(30) **Foreign Application Priority Data**

Jul. 31, 1998 (DE) 4 98 07 635

(51) **LOC (7) Cl.** **08-03**

(52) **U.S. Cl.** **D8/64**

(58) **Field of Search** D8/61, 62, 70, D8/82, 83, 86, 107, DIG. 7; 81/57.11, 57.13, 57.14, 467; 30/164, 178, 391, 392, 393; 74/49, 50

(56) **References Cited**

U.S. PATENT DOCUMENTS

D. 298,601 * 11/1988 Tsuji D7/646

D. 301,198 * 5/1989 Hoshino et al. D8/61
D. 302,785 * 8/1989 Cunningham D8/64
3,640,280 * 2/1972 Slanker et al. 30/164 X
3,668,780 * 6/1972 Cowdrey 30/178
4,771,542 * 9/1988 Beveridge 30/392
5,099,705 * 3/1992 Dravnieks 74/50

* cited by examiner

Primary Examiner—Martie K. Holtje

(74) *Attorney, Agent, or Firm*—Michael J. Striker


(57) **CLAIM**

The ornamental design for a close cut saw, as shown and described.

DESCRIPTION

FIG. 1 is a left side view of a close cut saw showing our new design;
FIG. 2 is a right side view thereof;
FIG. 3 is a front, right side and bottom perspective view thereof;
FIG. 4 is a front, right side and top perspective view thereof;
FIG. 5 is an alternative right side showing a short blade;
FIG. 6 is a front plan view thereof;
FIG. 7 is a rear view thereof; and,
FIG. 8 is a bottom plan view thereof.

1 Claim, 7 Drawing Sheets






FIG. 1




FIG. 2




FIG. 3




FIG. 4




FIG. 5

FIG. 6





FIG. 7



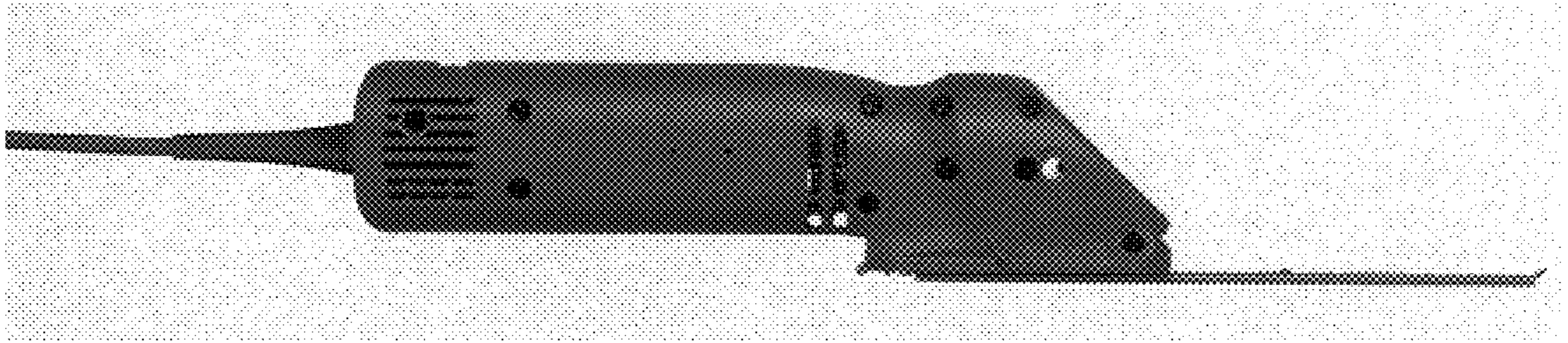


FIG. 8