



US00D436008S

(12) **United States Design Patent**
Klein et al.

(10) **Patent No.:** **US D436,008 S**

(45) **Date of Patent:** **** Jan. 9, 2001**

(54) **COMBINATION DISPOSABLE LIGHTER
HOLDER AND BOTTLE CAP OPENER**

(76) Inventors: **Sandro Klein**, 122 Junipero Ave., Apt.
F; **Dennis Barcelo**, 122 Junipero Ave.,
Apt. C, both of Long Beach, CA (US)
90803

(**) Term: **14 Years**

(21) Appl. No.: **29/121,234**

(22) Filed: **Apr. 3, 2000**

(51) **LOC (7) Cl.** **07-99**

(52) **U.S. Cl.** **D8/34; D8/18; D8/40;**
D27/161

(58) **Field of Search** D8/33-43, 18,
D8/19; 30/400-443; 81/3.07-3.49; 7/151-156;
431/253; D27/161, 142; D3/208, 211

(56) **References Cited**

U.S. PATENT DOCUMENTS

D. 155,314	*	9/1949	Pessina	D8/18
D. 164,448	*	9/1951	Ransom	D8/18
D. 194,157	*	11/1962	Thomas	D8/18
D. 195,638	*	7/1963	Miller	D8/34
D. 249,116	*	8/1978	Vanderbloemen	D8/18
D. 252,787	*	9/1979	Jefferson	D7/696
D. 253,252	*	10/1979	Estep	D27/161
D. 261,775	*	11/1981	Valigura	D19/56
D. 303,613	*	9/1989	Carmody	D8/40
D. 374,740	*	10/1996	Seaman et al.	D27/142
D. 392,093	*	3/1998	Dierking	D3/208
4,351,075	*	9/1982	Pittard, Jr.	7/138

4,522,584	*	6/1985	Crespy	431/253
4,553,926	*	11/1985	Crespy	431/253
4,560,344	*	12/1985	Kietaibl	431/253
4,569,653	*	2/1986	Becker et al.	431/253
4,625,861	*	12/1986	Krog	206/234
4,642,827	*	2/1987	Karuzas	7/151
4,854,856	*	8/1989	M. et al.	431/253
5,169,305	*	12/1992	Kee	431/253
5,682,981	*	11/1997	Sudborough	206/38.1

* cited by examiner

Primary Examiner—Jeffrey Asch

(74) *Attorney, Agent, or Firm*—Kelly Bauersfeld Lowry &
Kelley, LLP

(57) **CLAIM**

The ornamental design for a combination disposable lighter holder and bottle cap opener, as shown and described.

DESCRIPTION

FIG. 1 is a top, front and left side perspective view of a combination disposable lighter holder and bottle cap opener embodying our new design, illustrating an exemplary disposable lighter in phantom;

FIG. 2 is a left side elevational view thereof;

FIG. 3 is a right side elevational view thereof;

FIG. 4 is a rear elevational view thereof;

FIG. 5 is a front elevational view thereof;

FIG. 6 is a bottom plan view thereof; and,

FIG. 7 is a top plan view thereof.

The phantom line showing of a disposable lighter in FIG. 1 is for illustrative purposes only and forms no part of the claimed design.

1 Claim, 1 Drawing Sheet

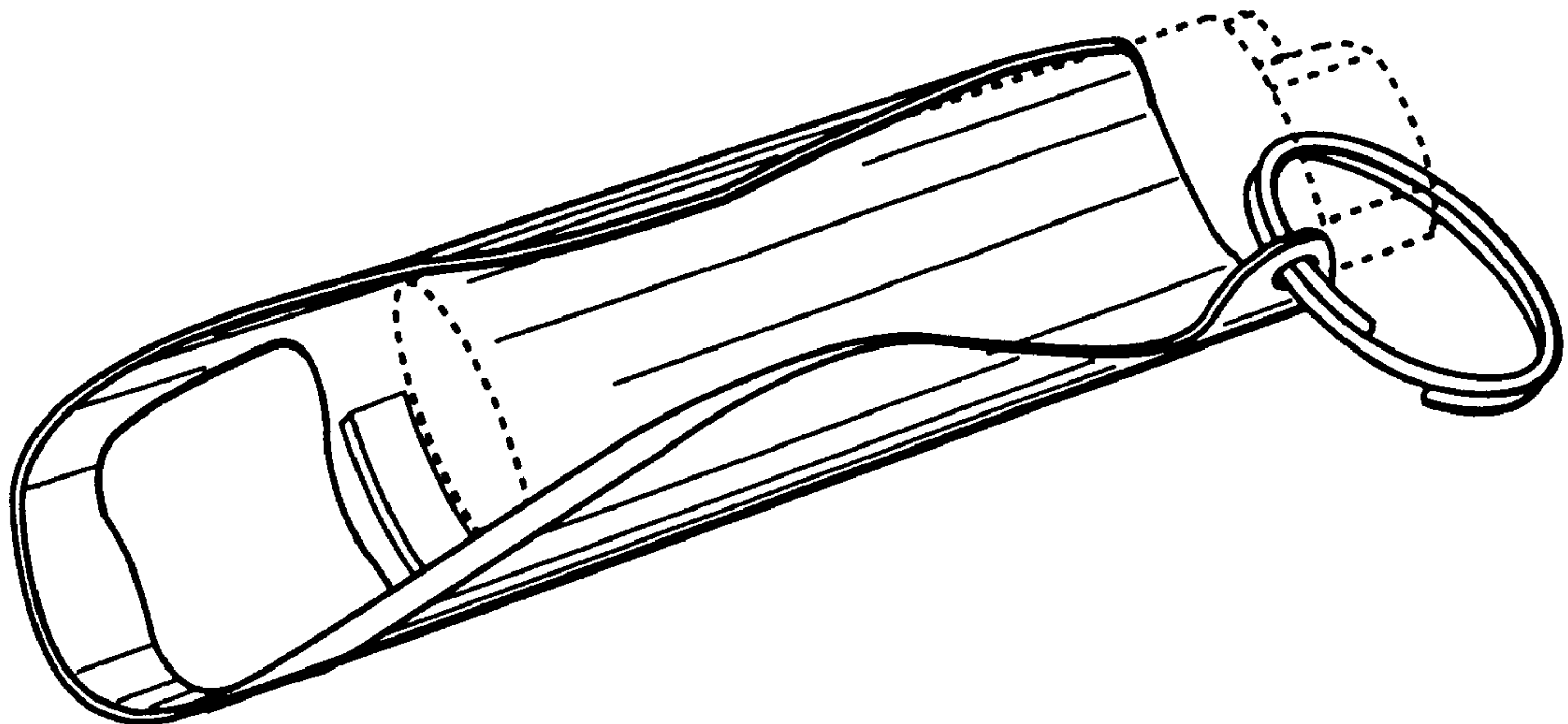


FIG. 1




FIG. 2

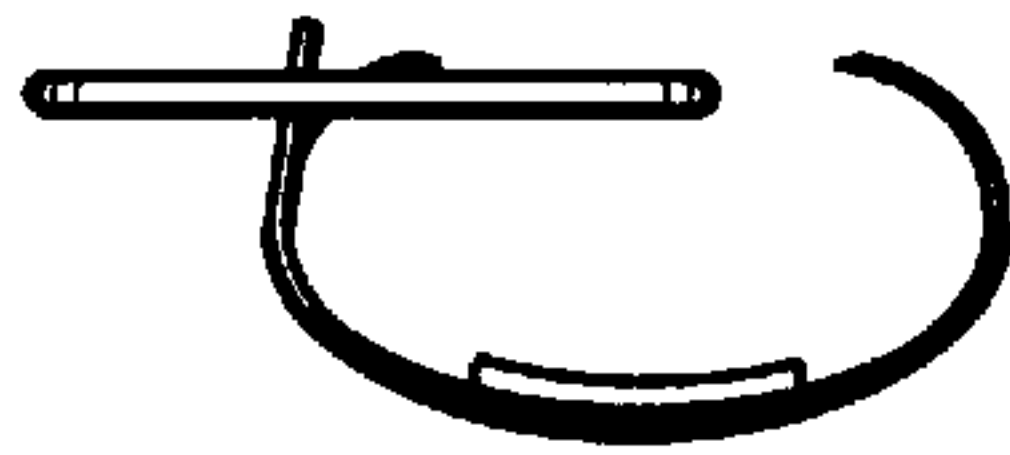


FIG. 3

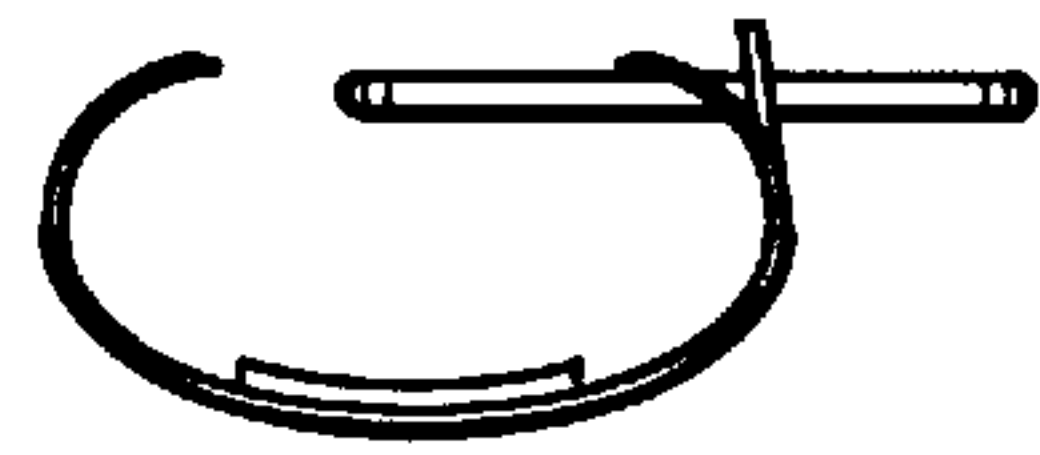


FIG. 4





FIG. 5




FIG. 6

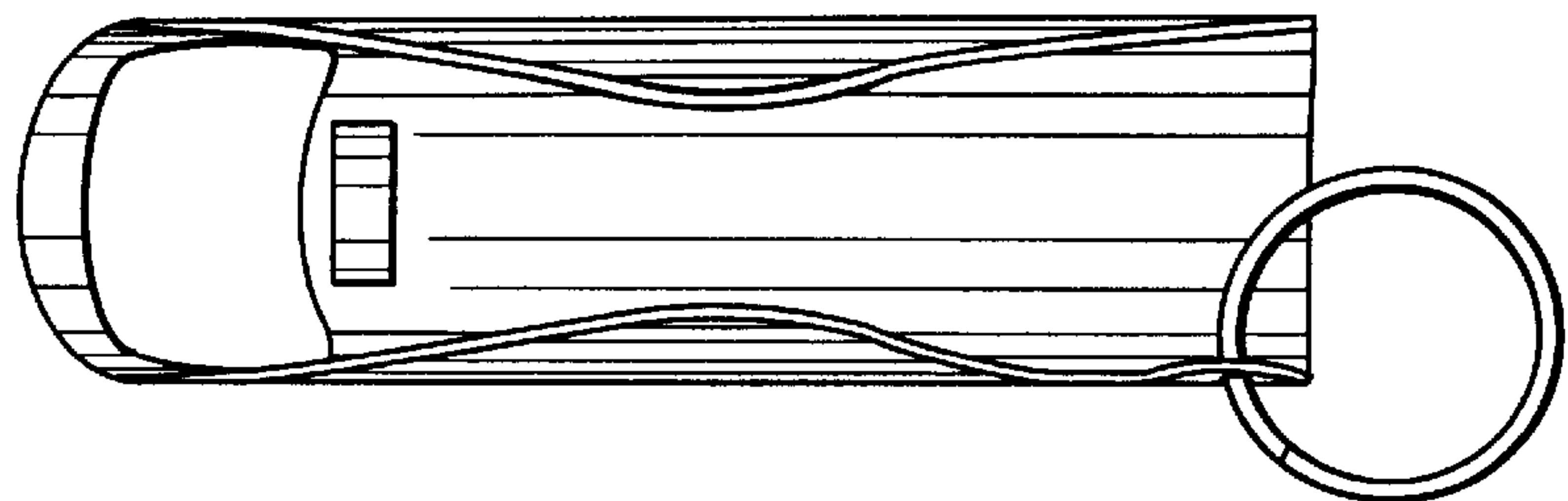


FIG. 7