



US00D436004S

(12) **United States Design Patent**
Wagner

(10) **Patent No.:** **US D436,004 S**

(45) **Date of Patent:** **** Jan. 9, 2001**

- (54) **BARBECUE GRILL SIDE SHELF WITH TOOLHOLDERS**
- (75) Inventor: **Wesley J. Wagner**, Columbus, GA (US)
- (73) Assignee: **W. C. Bradley Company**, Columbus, GA (US)
- (**) Term: **14 Years**
- (21) Appl. No.: **29/109,164**
- (22) Filed: **Aug. 11, 1999**
- (51) **LOC (7) Cl.** **07-02**
- (52) **U.S. Cl.** **D7/402**
- (58) **Field of Search** D7/331-337, 402-403; 126/25 R, 25 A, 25 AA, 9 R, 29-30, 39 R, 41 R; 99/419, 421 R

- D. 406,488 * 3/1999 Bates et al. D7/334
- D. 413,043 * 8/1999 Wagner et al. D7/406
- D. 413,229 * 8/1999 Hopkins et al. D7/406
- D. 416,441 * 11/1999 Wagner et al. D7/406
- D. 417,588 * 12/1999 Wagner et al. D7/406
- D. 423,274 * 4/2000 Coleman et al. D7/334
- 5,694,917 * 12/1997 Giebel et al. 126/41 R

* cited by examiner

Primary Examiner—Ruth McInroy

(74) *Attorney, Agent, or Firm*—James W. Kayden; Thomas, Kayden, Horstemeyer & Risley

(57) **CLAIM**

The ornamental design of a barbecue grill side shelf with toolholders, as shown and described.

DESCRIPTION

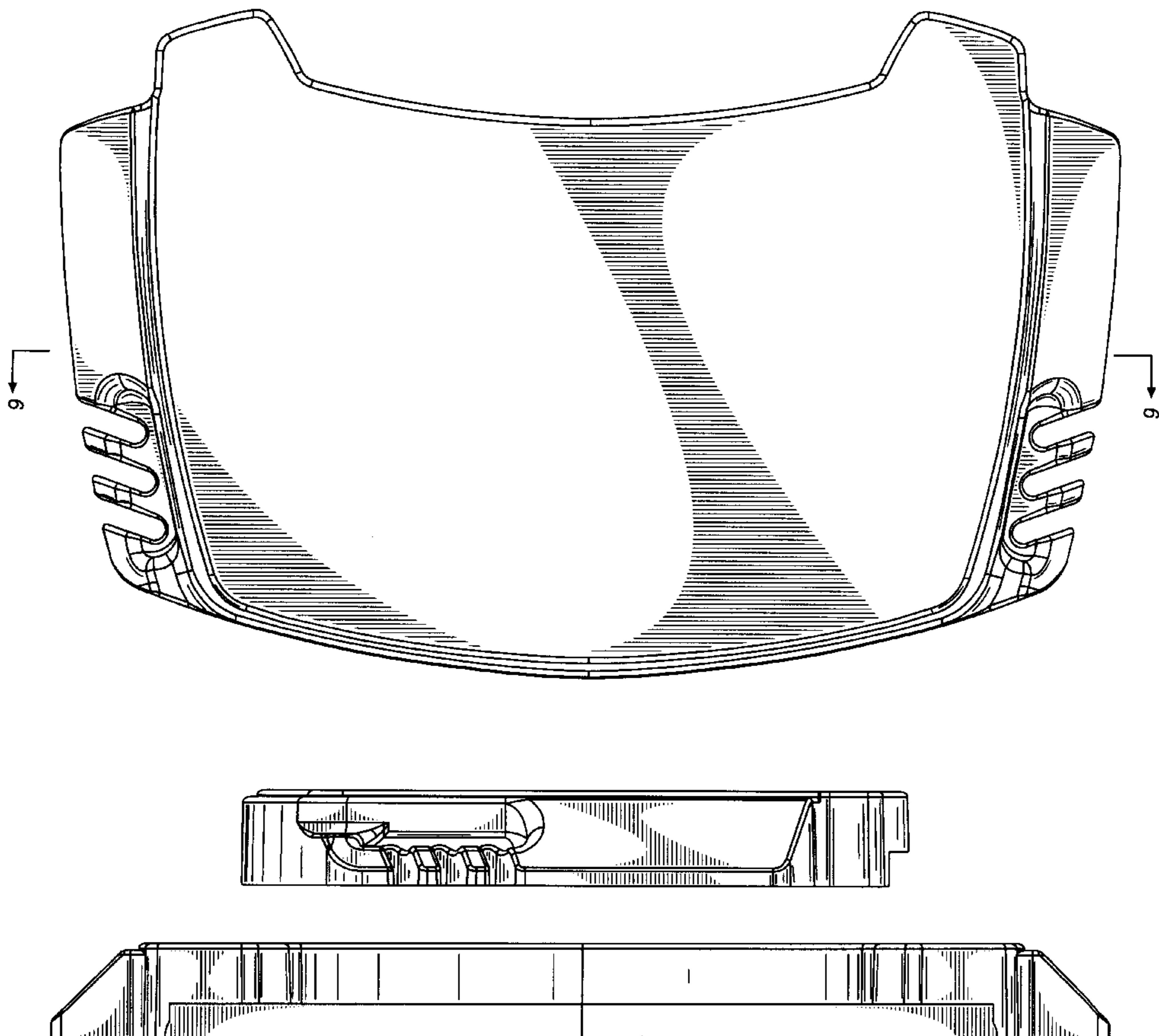
FIG. 1 is a top plan of our new barbecue grill side shelf with toolholders showing my new design; FIG. 2 is a bottom plan view thereof; FIG. 3 a front elevational view thereof; FIG. 4 is a rear elevational view thereof; FIG. 5 is a left side elevational view thereof; and, FIG. 6 is a sectional view taken along lines 6—6 in FIG. 1.

1 Claim, 4 Drawing Sheets

(56) **References Cited**

U.S. PATENT DOCUMENTS

- D. 361,466 * 8/1995 Peterson et al. D7/334
- D. 377,734 * 2/1997 Bird et al. D7/402
- D. 377,735 * 2/1997 Craven D7/406
- D. 395,979 * 7/1998 Picozza et al. D7/334



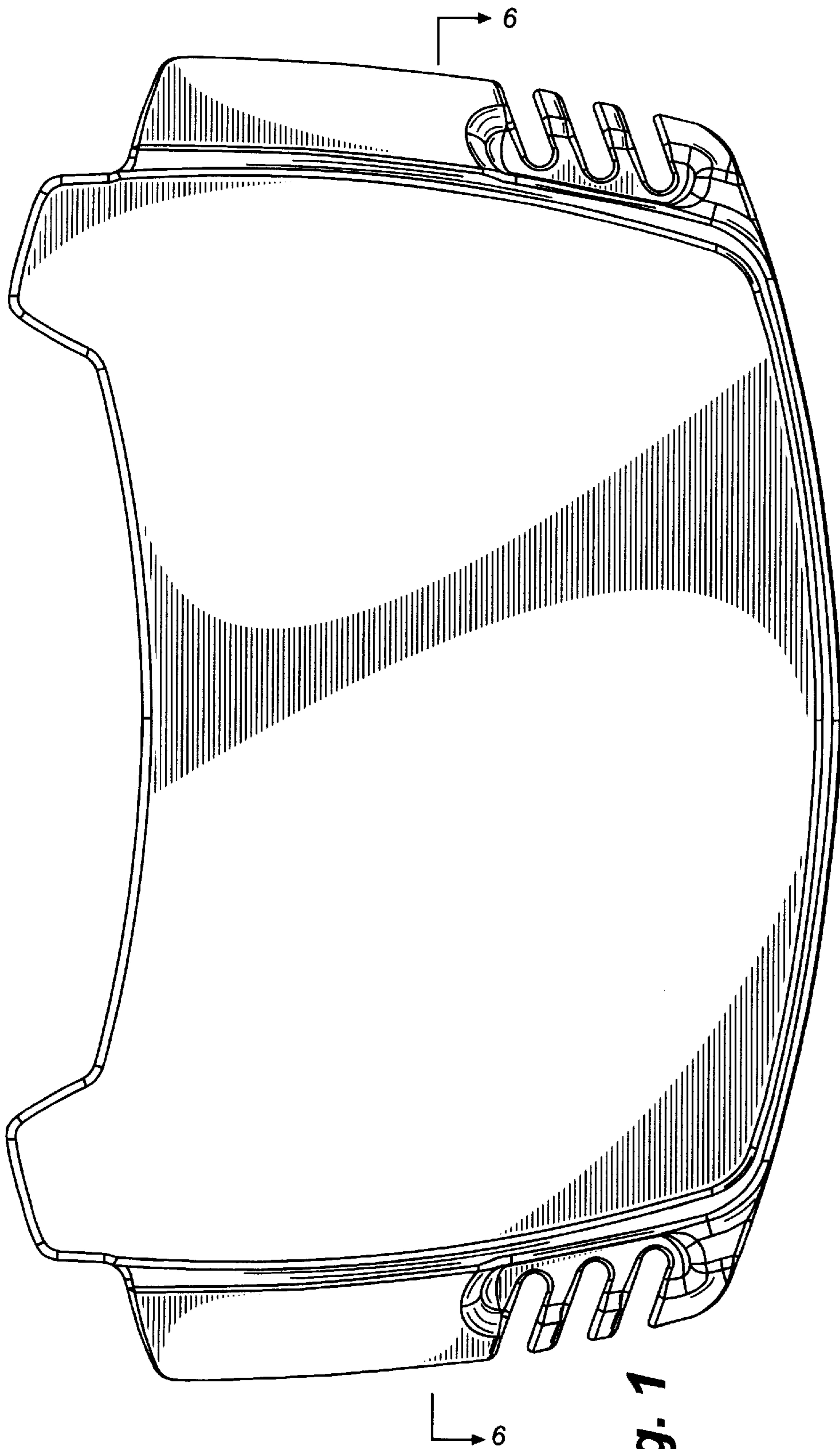


Fig. 1

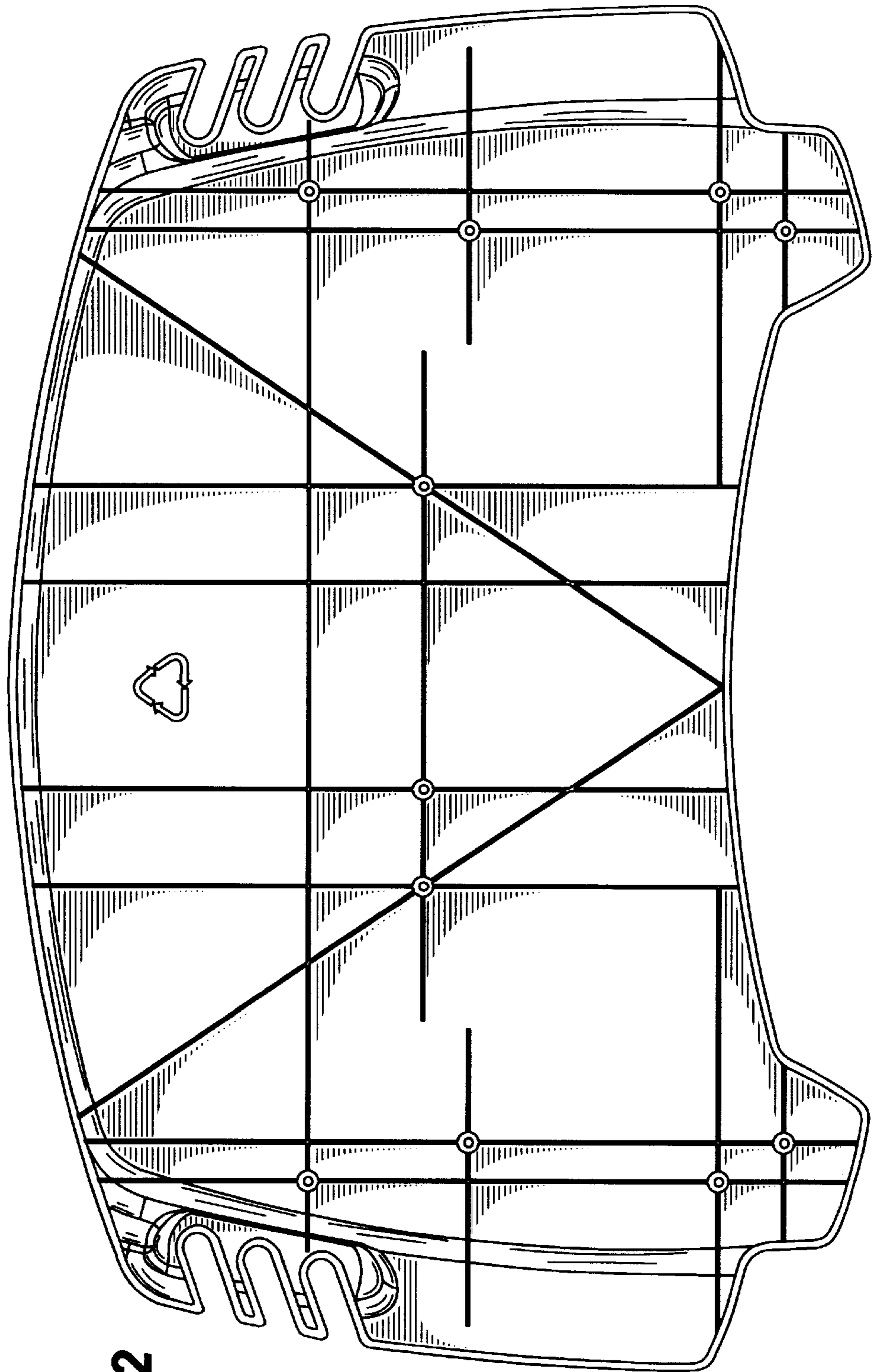


Fig. 2

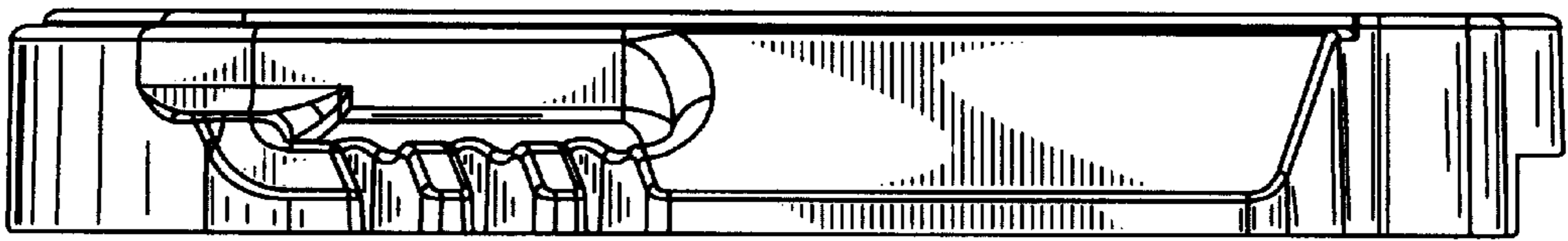


Fig. 3

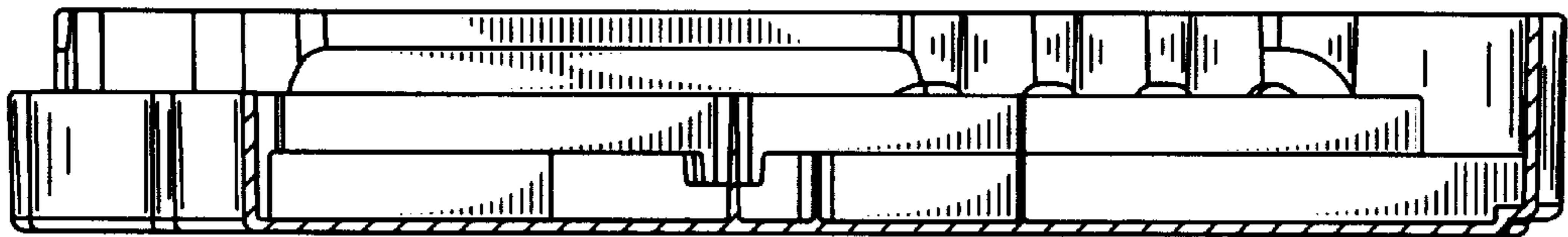


Fig. 4

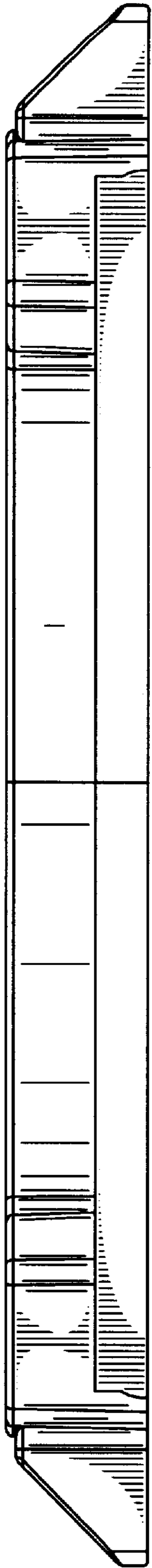


Fig. 5

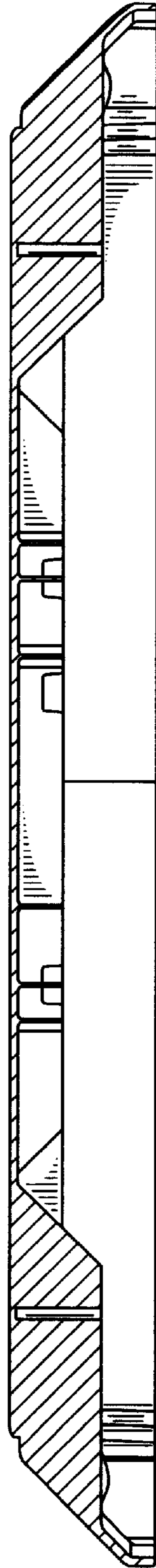


Fig. 6