



US00D435981S

(12) **United States Design Patent**
Christa et al.

(10) **Patent No.:** **US D435,981 S**

(45) **Date of Patent:** **** Jan. 9, 2001**

(54) **SOFA**

D. 421,854 * 3/2000 Christa et al. D6/381

(75) Inventors: **Carol W. Christa**, Duluth, GA (US);
Rodney D. England, Tazewell, TN (US)

OTHER PUBLICATIONS

Waynline, #596 sofa and love seat shown, Jan. 1986.*

* cited by examiner

(73) Assignee: **England/Corsair, Inc.**, New Tazewell, TN (US)

Primary Examiner—Gary D. Watson

(**) Term: **14 Years**

(74) *Attorney, Agent, or Firm*—Harness, Dickey & Pierce, P.L.C.

(21) Appl. No.: **29/118,989**

(57) **CLAIM**

(22) Filed: **Feb. 21, 2000**

The ornamental design for a sofa, as shown and described.

(51) **LOC (7) Cl.** **06-01**

DESCRIPTION

(52) **U.S. Cl.** **D6/381**

FIG. 1 is a front perspective view of a sofa embodying our new design.

(58) **Field of Search** D6/334, 335, 336,
D6/364, 371, 373, 381, 500, 501, 502;
5/12.1; 297/232

FIG. 2 is a front elevational view of the design.

FIG. 3 is a top plan view of the design.

FIG. 4 is a rear elevational view of the design.

FIG. 5 is a side elevational view of the design, the opposite side being a mirror image thereof; and,

FIG. 6 is an enlarged, cutaway perspective view of a front corner of the design.

(56) **References Cited**

U.S. PATENT DOCUMENTS

- D. 381,219 * 7/1997 Schweiger D6/381
- D. 384,513 * 10/1997 Christa D6/381
- D. 388,260 * 12/1997 Natuzzi et al. D6/381
- D. 411,385 * 6/1999 Christa et al. D6/381

1 Claim, 3 Drawing Sheets




FIGURE 1




FIGURE 2




FIGURE 3




FIGURE 4

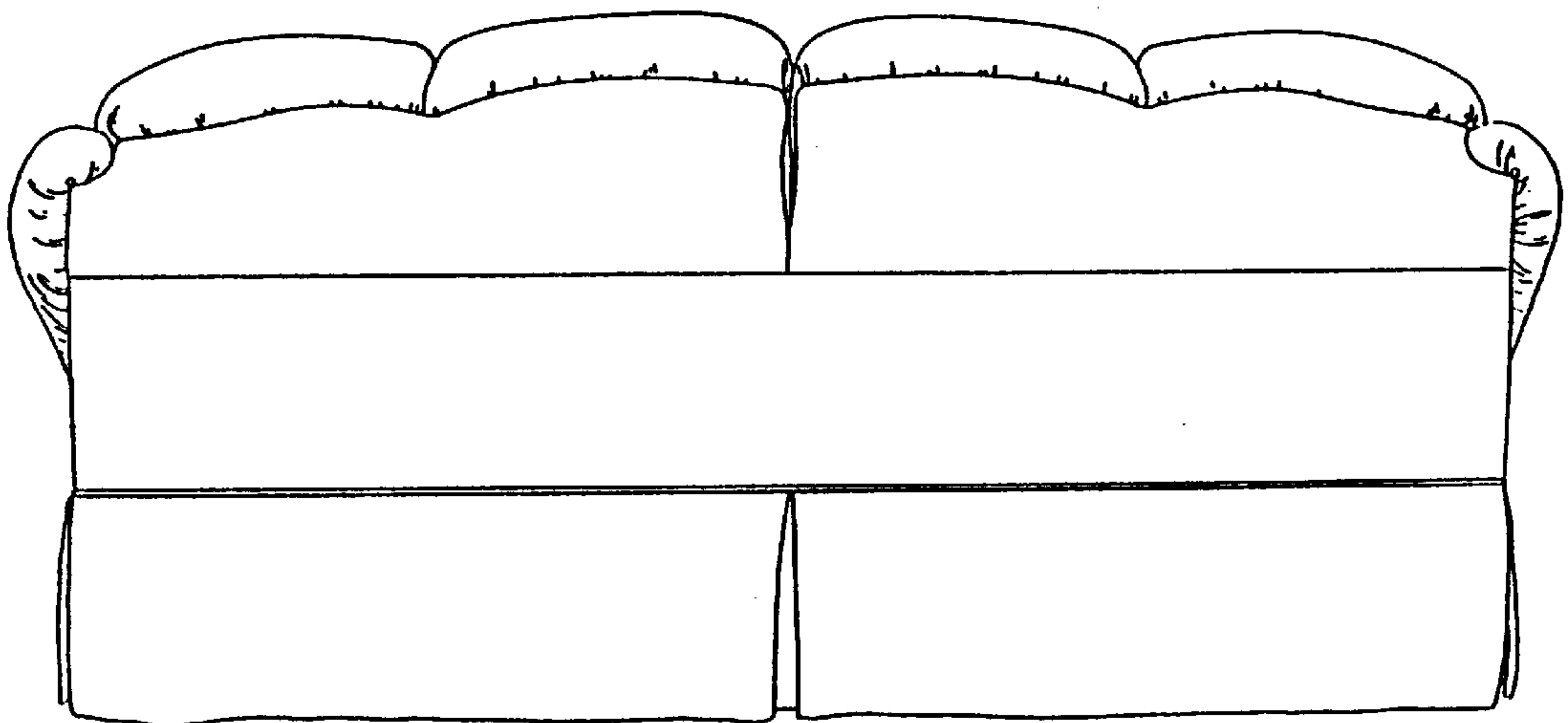


FIGURE 5

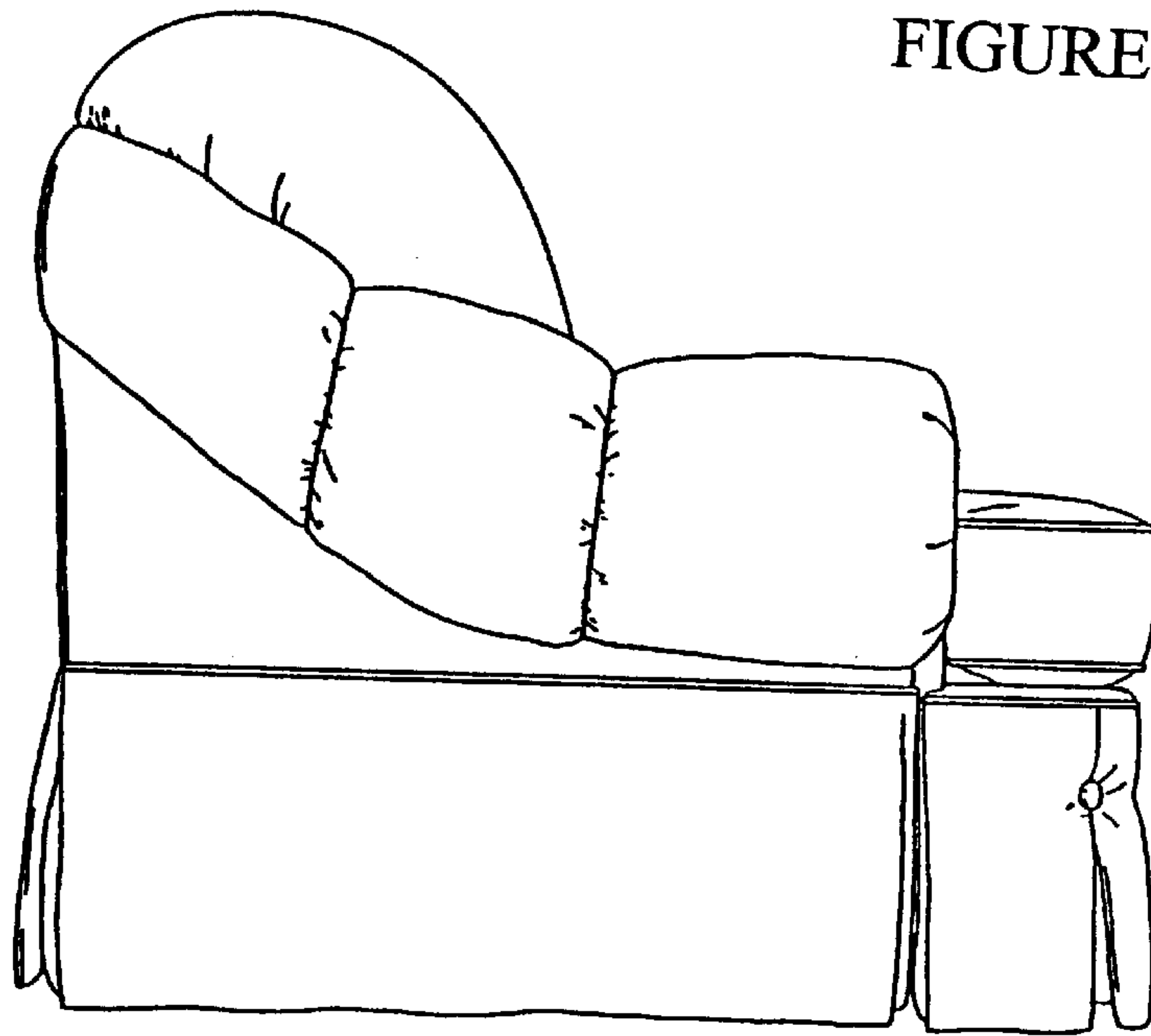


FIGURE 6

