



US00D435973S

(12) **United States Design Patent**
Gouldson

(10) **Patent No.:** **US D435,973 S**

(45) **Date of Patent:** **** Jan. 9, 2001**

(54) **GARMENT HANGER**

(75) **Inventor:** **Stanley F. Gouldson**, Northport, NY
(US)

(73) **Assignee:** **Spotless Plastics Pty. Ltd.** (AU)

(*) **Notice:** This patent is subject to a terminal disclaimer.

(**) **Term:** **14 Years**

D. 392,113	*	3/1998	Gouldson	D6/326
4,623,079		11/1986	Tendrup et al.	.	
4,629,102		12/1986	Tendrup et al.	.	
4,828,155		5/1989	Louw	.	
4,892,237		1/1990	Duester et al.	.	
5,065,916		11/1991	Fildan	.	
5,129,557		7/1992	Kolton et al.	.	
5,135,141		8/1992	Harmer et al.	.	
5,236,109		8/1993	Zuckerman	.	
5,411,189		5/1995	Gouldson	.	
5,775,553		7/1998	Marshall et al.	.	

(21) **Appl. No.:** **29/095,379**

(22) **Filed:** **Oct. 22, 1998**

Related U.S. Application Data

(63) Continuation of application No. 08/867,986, filed on Jun. 3, 1997, which is a continuation of application No. 08/675,228, filed on Jul. 1, 1996, now abandoned.

(51) **LOC (7) Cl.** **06-08**

(52) **U.S. Cl.** **D6/326**

(58) **Field of Search** D6/315, 317, 318,
D6/319, 326, 573; 211/113, 119; 223/85,
88, 89, 91-93, 95, 96, 98; 24/499, 511,
507

(56) **References Cited**

U.S. PATENT DOCUMENTS

D. 246,817	1/1978	Mainetti	.
D. 305,484	1/1990	Fildan	.
D. 340,586	10/1993	Fildan	.
D. 371,246	7/1996	Gouldson	.
D. 388,964	1/1998	Gouldson	.
D. 390,015	2/1998	Gouldson	.

OTHER PUBLICATIONS

A&E Products Group Catalog, p. 10, Model No. 448 (undated but prior to May 1996).

* cited by examiner

Primary Examiner—B. J. Bullock

(74) *Attorney, Agent, or Firm*—Scully, Scott, Murphy & Presser

(57) **CLAIM**

The ornamental design for a garment hanger, as shown and described.

DESCRIPTION

FIG. 1 is a front elevational view of a garment hanger showing my new design;

FIG. 2 is a rear elevational view thereof;

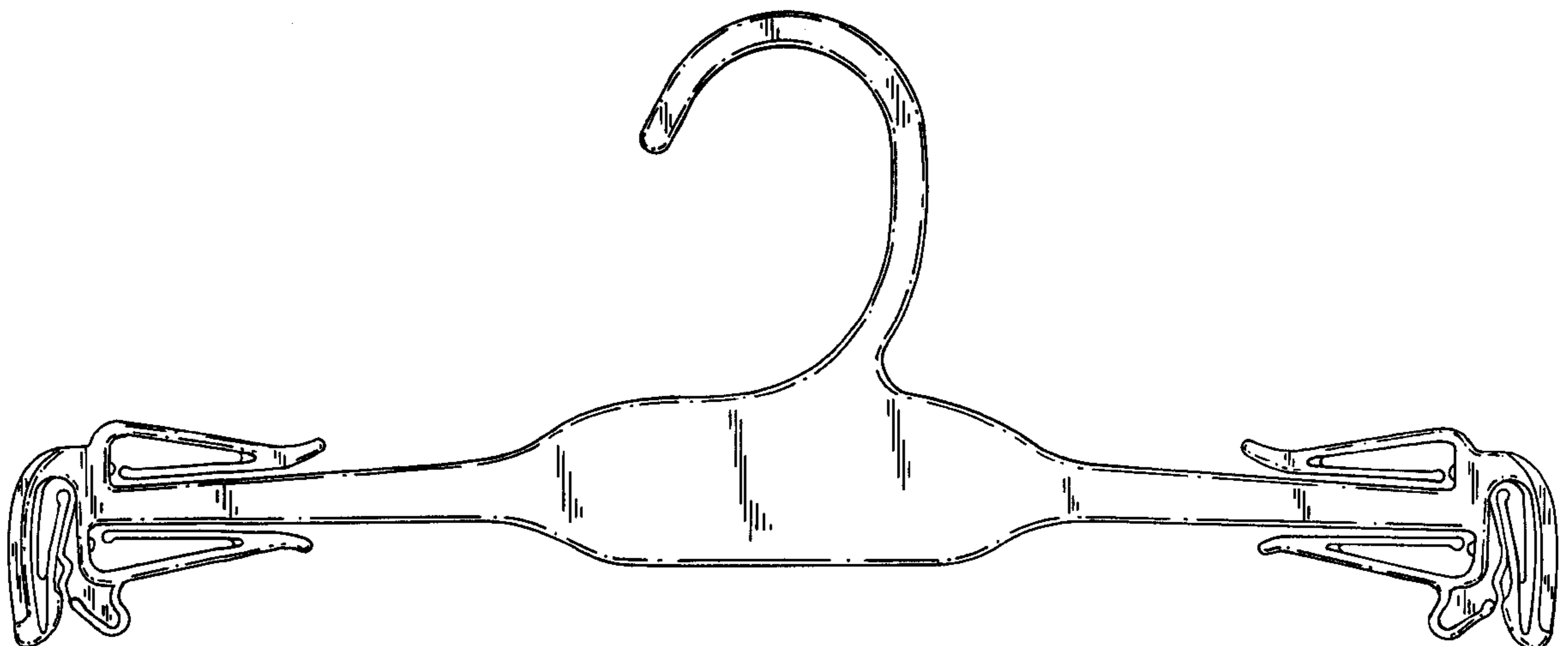
FIG. 3 is a right side elevational thereof;

FIG. 4 is a left side elevational view thereof;

FIG. 5 is a top plan view thereof; and,

FIG. 6 is a bottom plan view thereof.

1 Claim, 3 Drawing Sheets



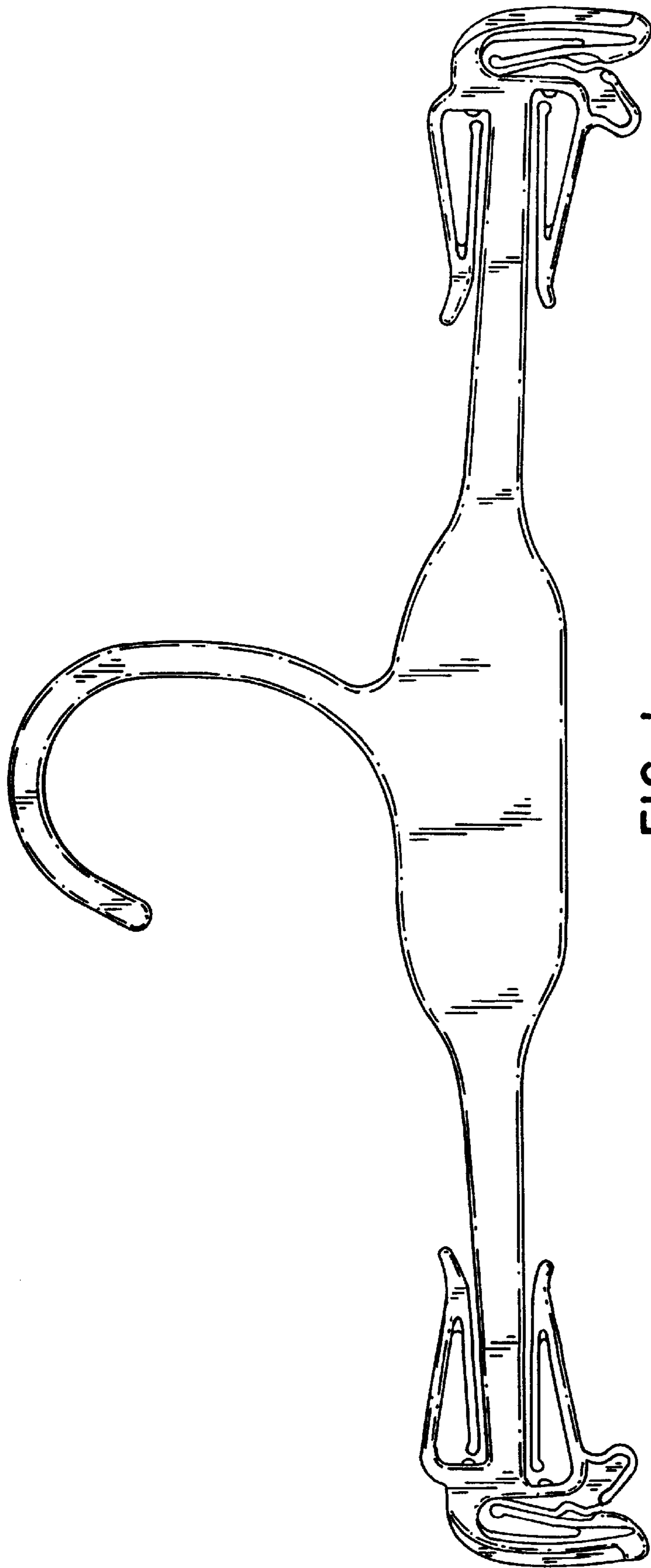


FIG. 1

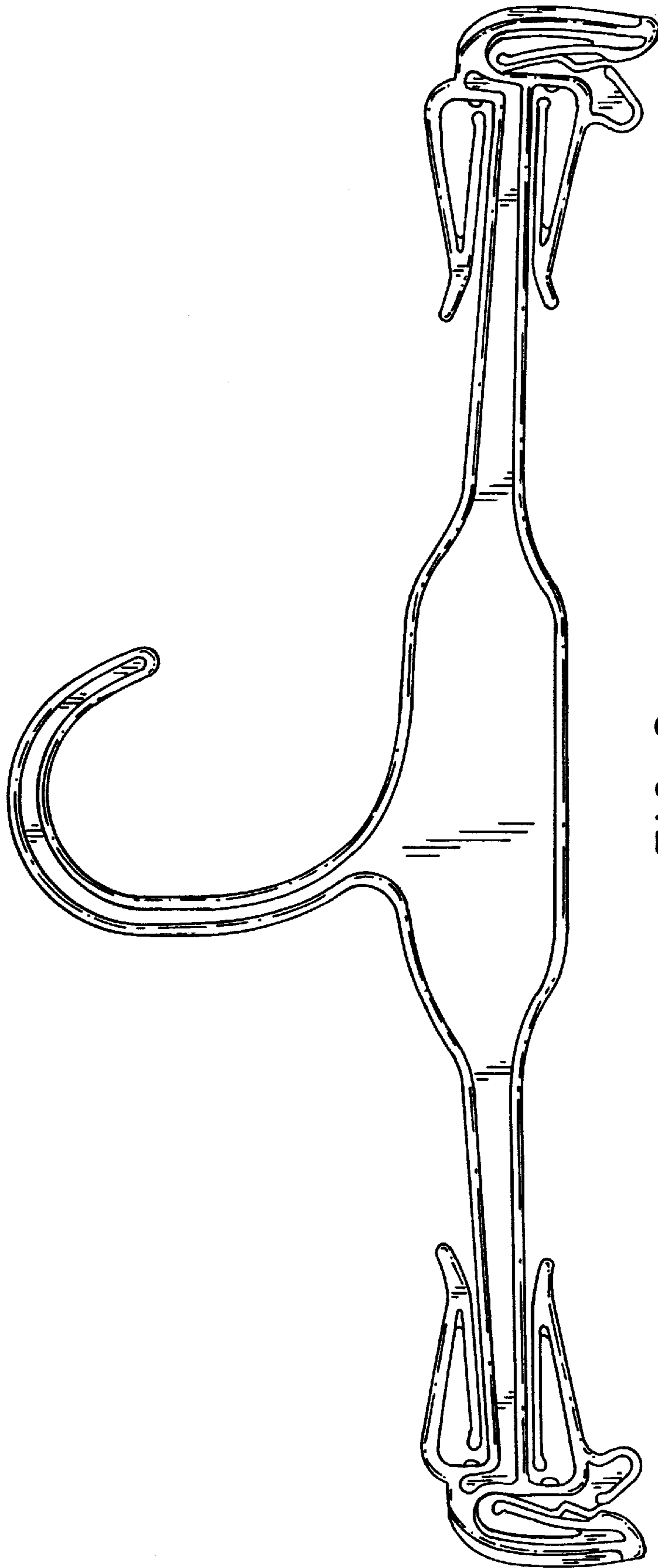


FIG. 2

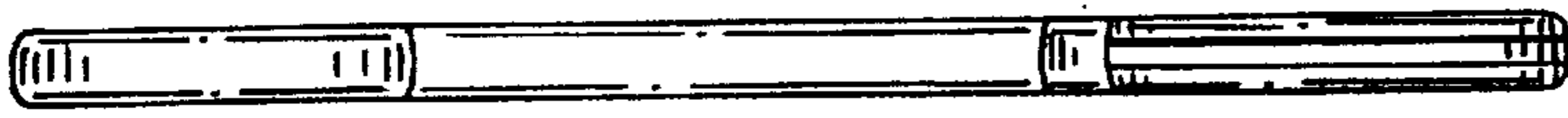


FIG. 3




FIG. 4



FIG. 5



FIG. 6