



US00D435970S

(12) **United States Design Patent**
Osiecki et al.

(10) **Patent No.:** **US D435,970 S**

(45) **Date of Patent:** **** Jan. 9, 2001**

(54) **HAND HELD DETAILING BRUSH**

2,991,494 7/1961 Smith 15/145

4,023,677 5/1977 Wittner et al. 206/229

5,491,863 2/1996 Dunn 15/106

(75) Inventors: **Scott W. Osiecki**, Skaneateles; **Steve D. Sieckowski**, Camillus, both of NY (US)

* cited by examiner

(73) Assignee: **SBI, Incorporated**, St. Louis, MO (US)

Primary Examiner—Alan P. Douglas

Assistant Examiner—Lavone Tabor

(**) Term: **14 Years**

(74) *Attorney, Agent, or Firm*—Thompson Coburn, LLP;
Dennis J. M. Donahue, III

(21) Appl. No.: **29/121,771**

(57) **CLAIM**

(22) Filed: **Apr. 13, 2000**

The ornamental design for a hand held detailing brush, as shown and described.

(51) **LOC (7) Cl.** **04-01**

(52) **U.S. Cl.** **D4/129**

(58) **Field of Search** D4/129, 130, 132,
D4/138, 119, 121; 15/106, 143.1, 159.1,
160, 186, 187, 191.1, 192, 193; 16/110.1,
430; D32/42

DESCRIPTION

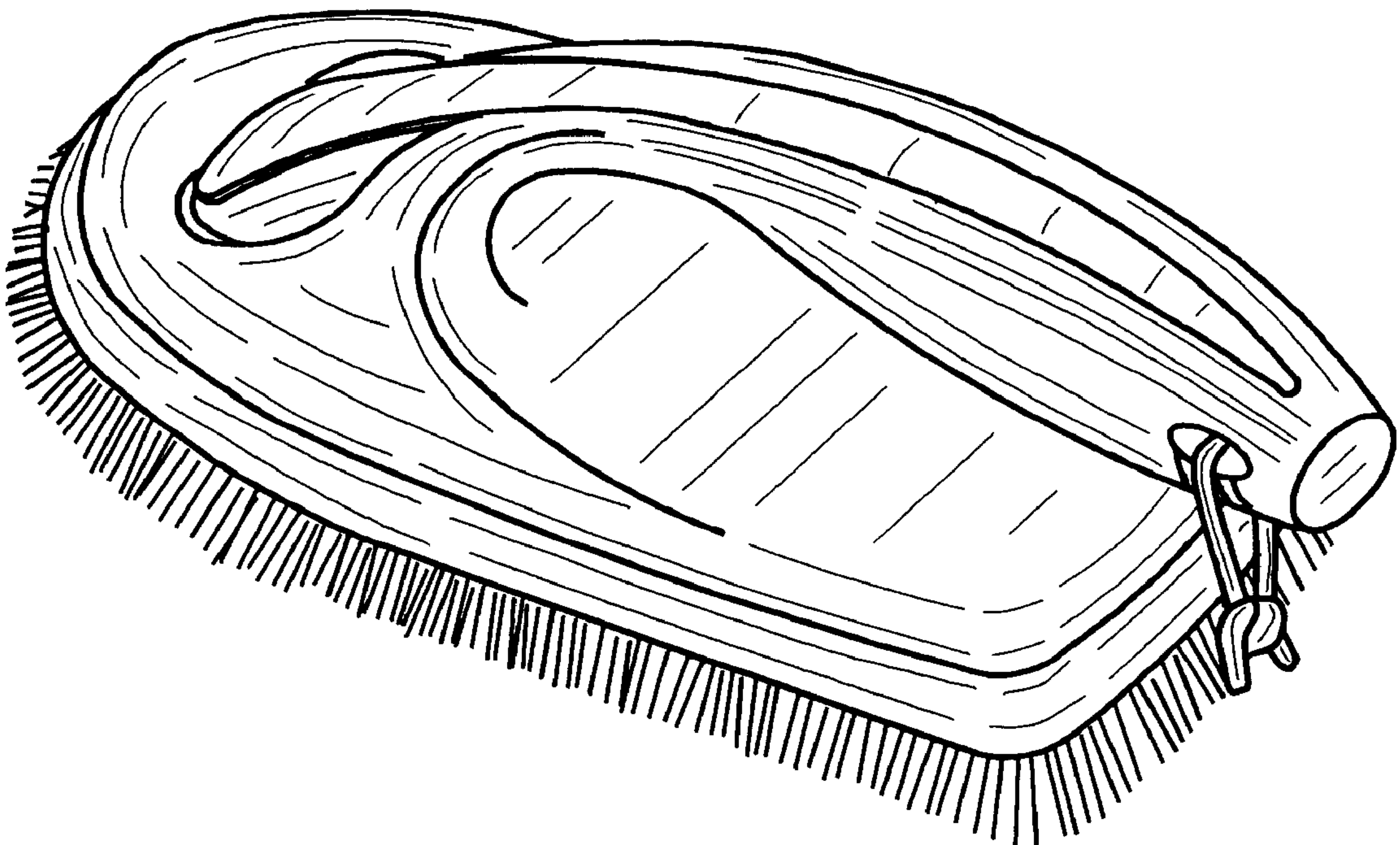
(56) **References Cited**

U.S. PATENT DOCUMENTS

D. 329,752	*	9/1992	Murphy et al.	D4/129
D. 344,635	*	3/1994	Berti	D4/138
D. 388,617	*	1/1998	Ancona et al.	D4/138
D. 398,427	*	9/1998	Berti	D32/52
D. 410,147	*	5/1999	King et al.	D4/138

FIG. 1 is a perspective view of a hand held detailing brush, showing our new design;
FIG. 2 is a side elevational view thereof, the other side being a mirror image thereof;
FIG. 3 is a front elevational view thereof;
FIG. 4 is a rear elevational view thereof; and,
FIG. 5 is a top plan view thereof, the bottom having a brush surface in a duplicate plan form as the top view.
FIGS. 2-5 are shown on a reduced scale.

1 Claim, 2 Drawing Sheets



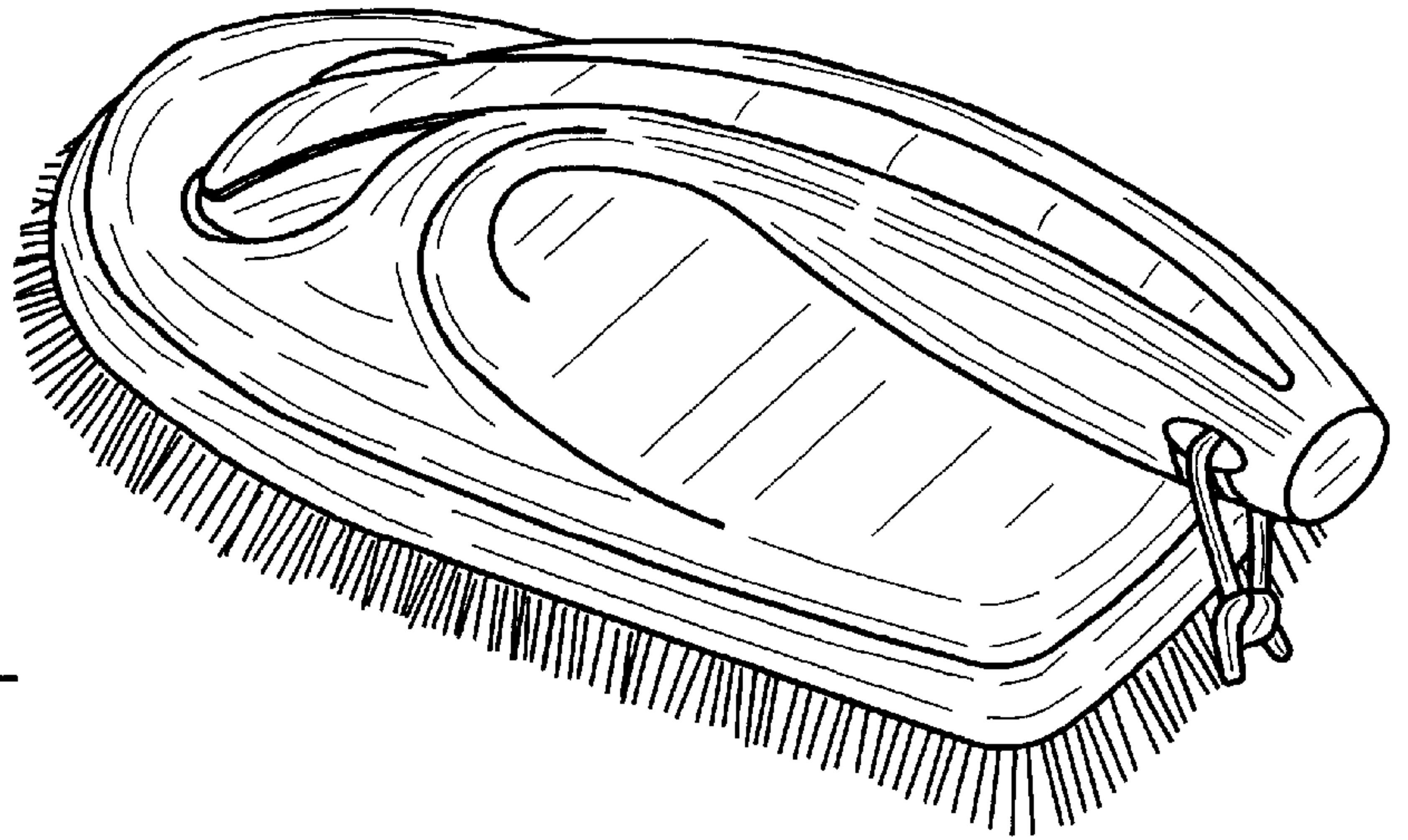


FIG. 1

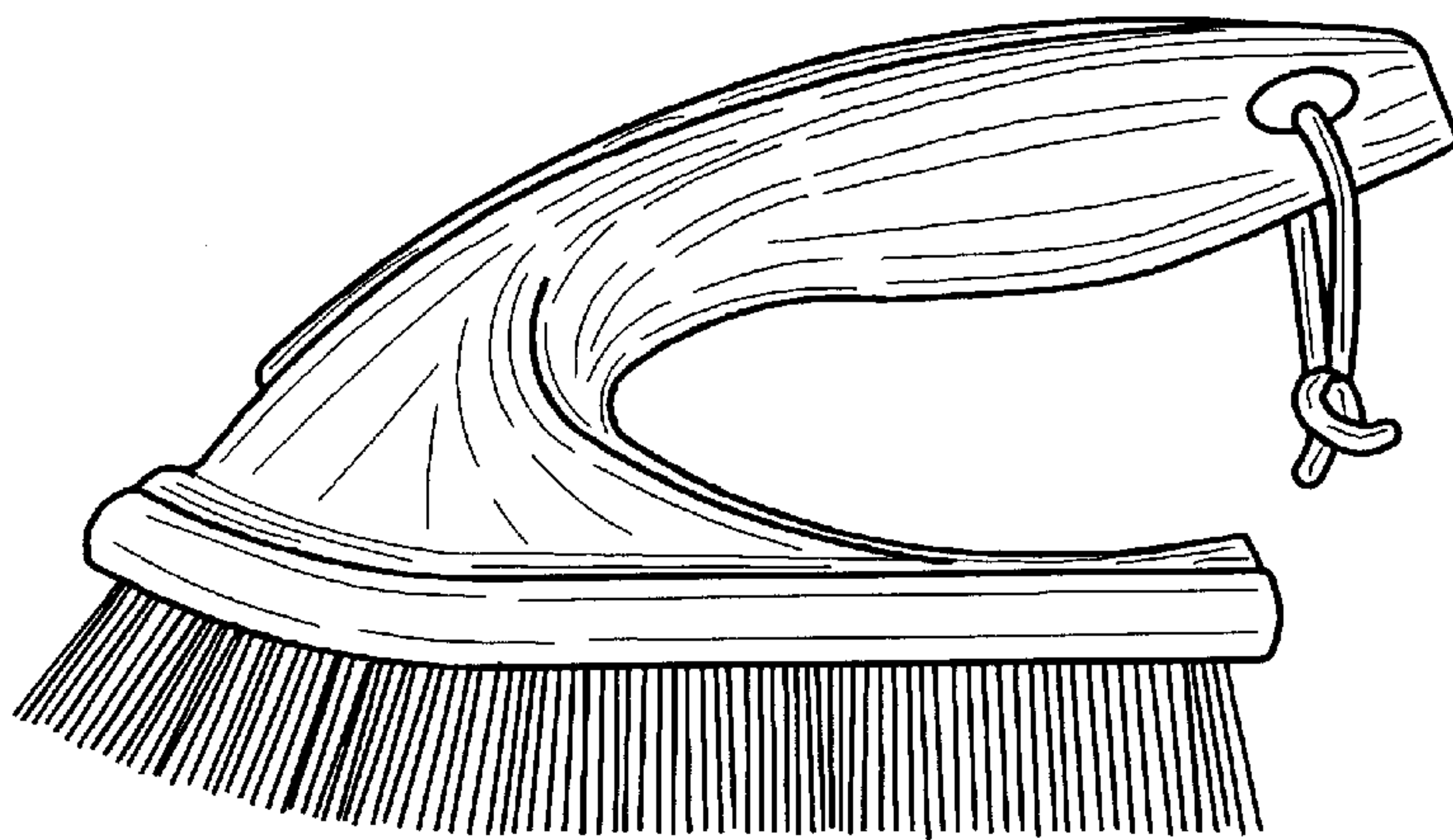


FIG. 2

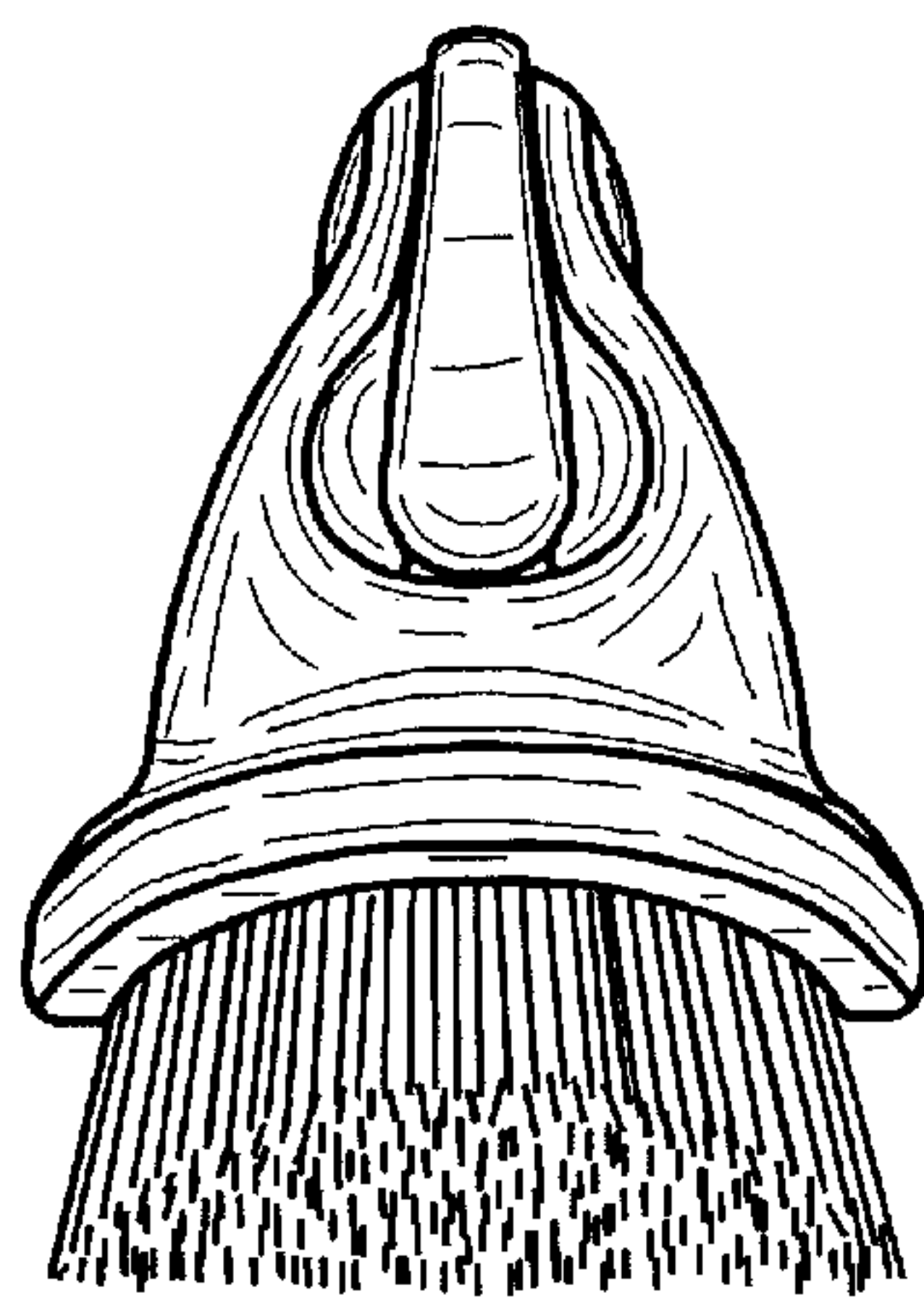


FIG. 3




FIG. 4

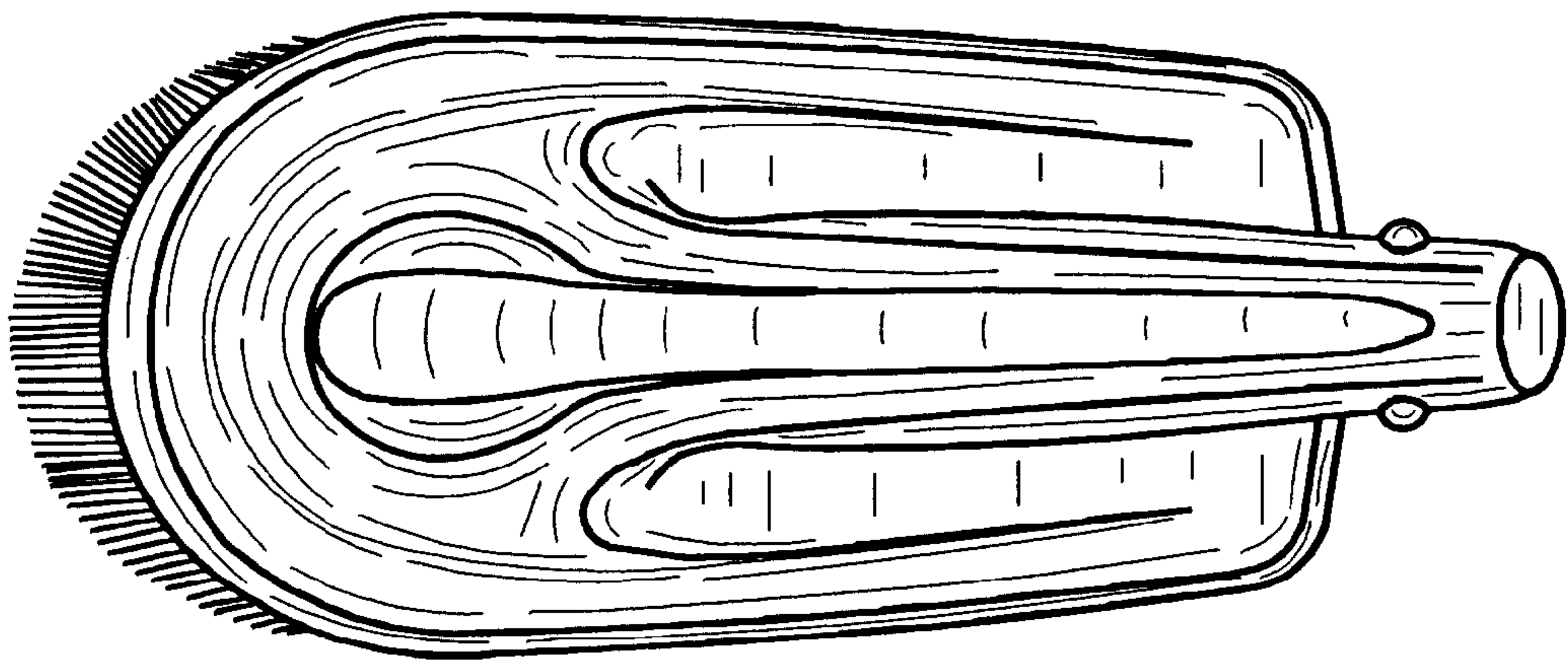


FIG. 5