



US00D435965S

(12) **United States Design Patent**  
**Kim**

(10) **Patent No.:** **US D435,965 S**

(45) **Date of Patent:** **\*\* Jan. 9, 2001**

(54) **WALLET WITH KEY HOLDING CAVITY**

5,653,332 \* 8/1997 DeWitt, Jr. .... 150/147

(76) Inventor: **Tae Hyung Kim**, 2-702, Sambo  
Apartment, 580-4 Yun San 1 Dong, Yun  
Jae-Ku, Pusan 611-081 (KR)

\* cited by examiner

(\*\*) Term: **14 Years**

*Primary Examiner*—Louis S. Zarfes  
*Assistant Examiner*—Monica A. Weingart  
(74) *Attorney, Agent, or Firm*—Jacobson, Price, Holman &  
Stern, PLLC

(21) Appl. No.: **29/110,315**

(57) **CLAIM**

(22) Filed: **Sep. 3, 1999**

I claim the ornamental design for the wallet with key holding  
cavity, as shown and described.

(30) **Foreign Application Priority Data**

**DESCRIPTION**

Mar. 6, 1999 (KR) ..... 99-4416

(51) **LOC (7) Cl.** ..... **03-01**

(52) **U.S. Cl.** ..... **D3/248; D3/247; D3/249;**  
D3/250

(58) **Field of Search** ..... D3/247, 248, 249,  
D3/250, 251, 252, 253; 150/131, 132, 135,  
137, 140, 144, 145, 147, 149

FIG. 1 is a front perspective view of the wallet with key  
holding cavity embodying my design;  
FIG. 2 is a front elevational view of the wallet with key  
holding cavity as shown in FIG. 1;  
FIG. 3 is a back elevational view of the wallet with key  
holding cavity as shown in FIG. 1;  
FIG. 4 is a right side elevational view of the wallet with key  
holding cavity as shown in FIG. 1;  
FIG. 5 is a left side elevational view of the wallet with key  
holding cavity as shown in FIG. 1;  
FIG. 6 is a top plan view of the wallet with key holding  
cavity as shown in FIG. 1; and,  
FIG. 7 is a bottom plan view of the wallet with key holding  
cavity as shown in FIG. 1.

(56) **References Cited**

**U.S. PATENT DOCUMENTS**

D. 203,240 \* 12/1965 McCreary ..... D3/247  
2,172,883 \* 12/1939 Wege ..... 150/132  
2,219,561 \* 10/1940 Miller ..... 150/132  
4,332,284 \* 6/1982 Pallis ..... 150/149  
4,796,750 \* 1/1989 Inghram ..... 150/131

**1 Claim, 5 Drawing Sheets**

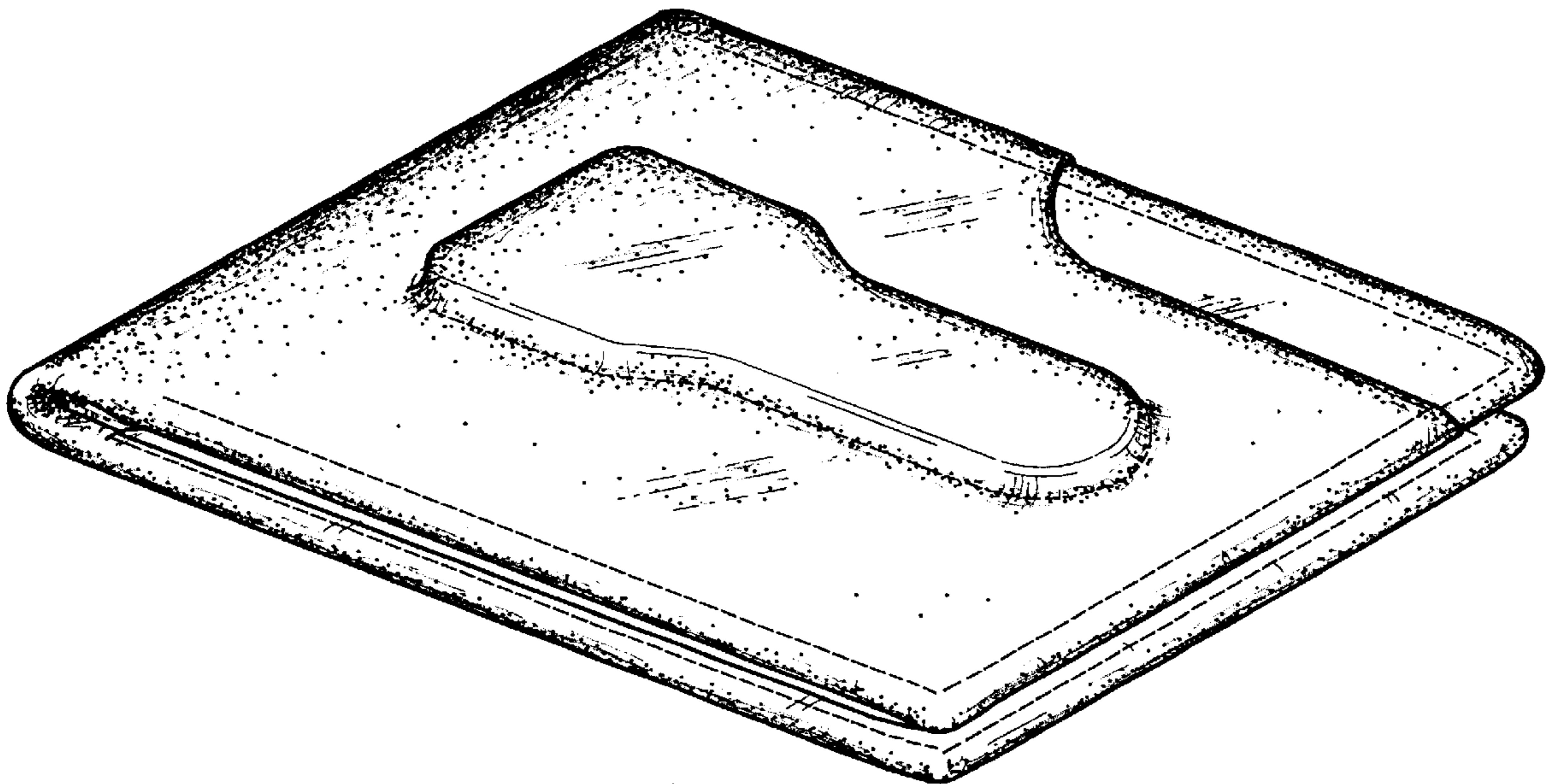


FIG.1

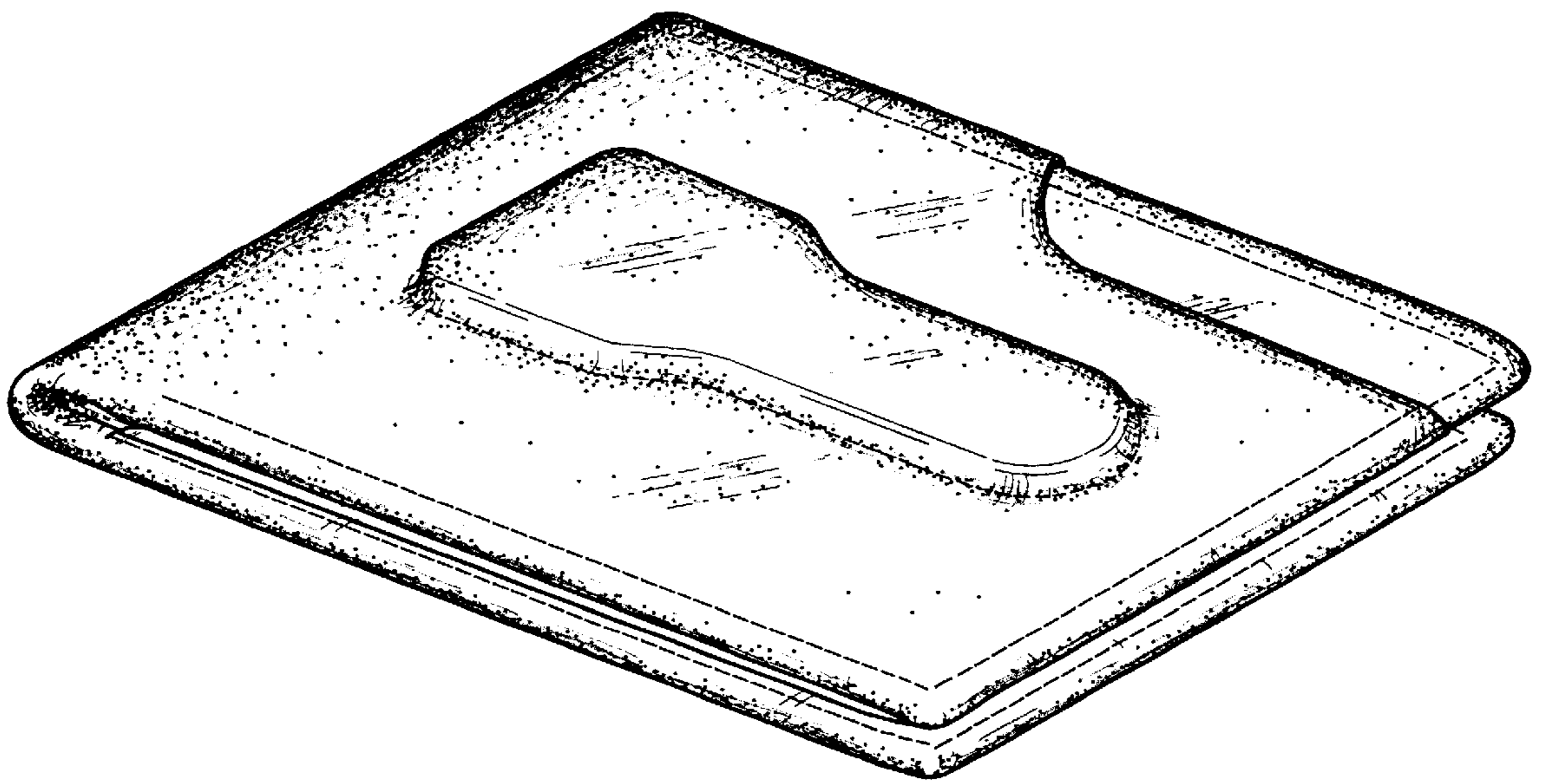


FIG.2

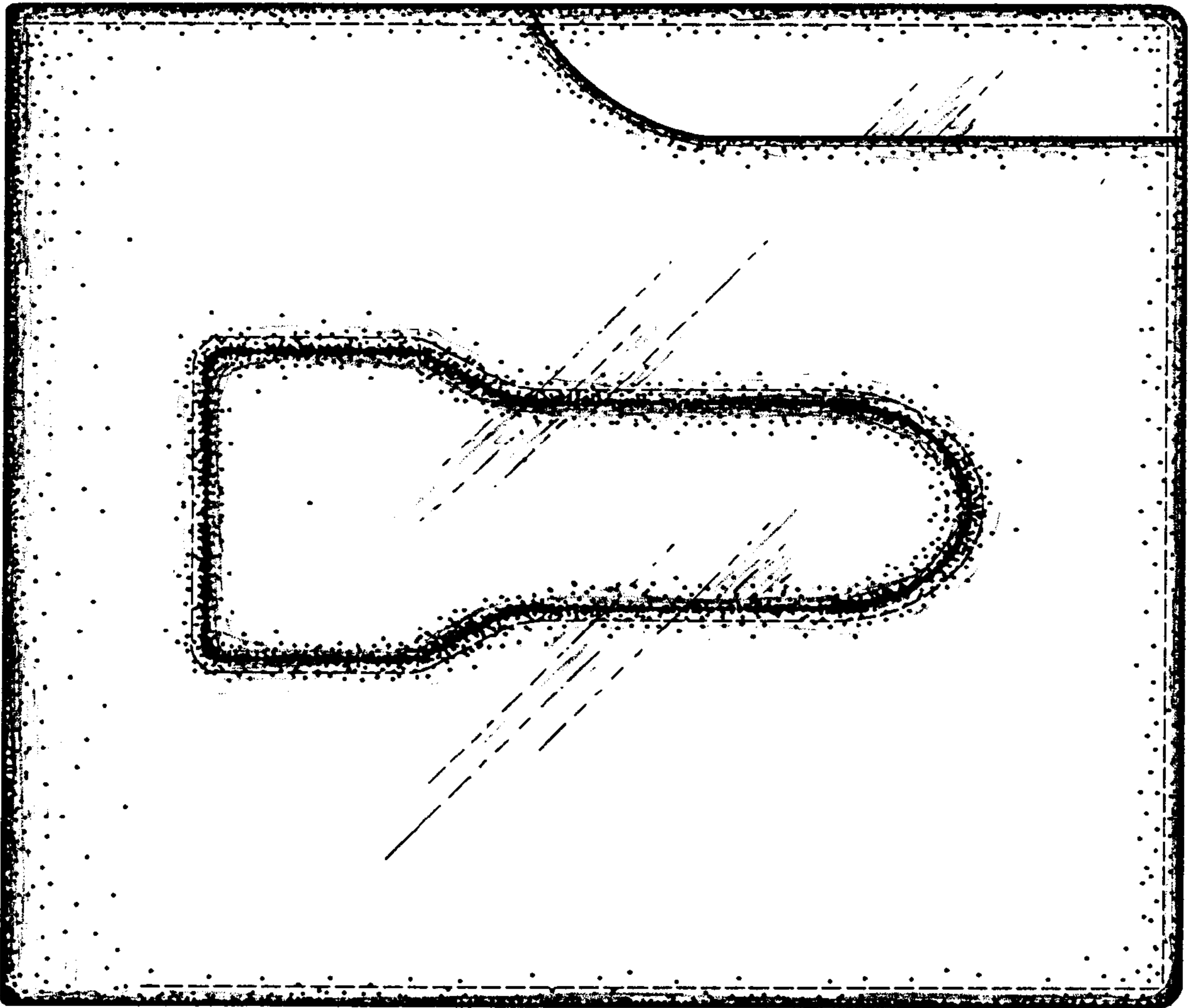


FIG. 3

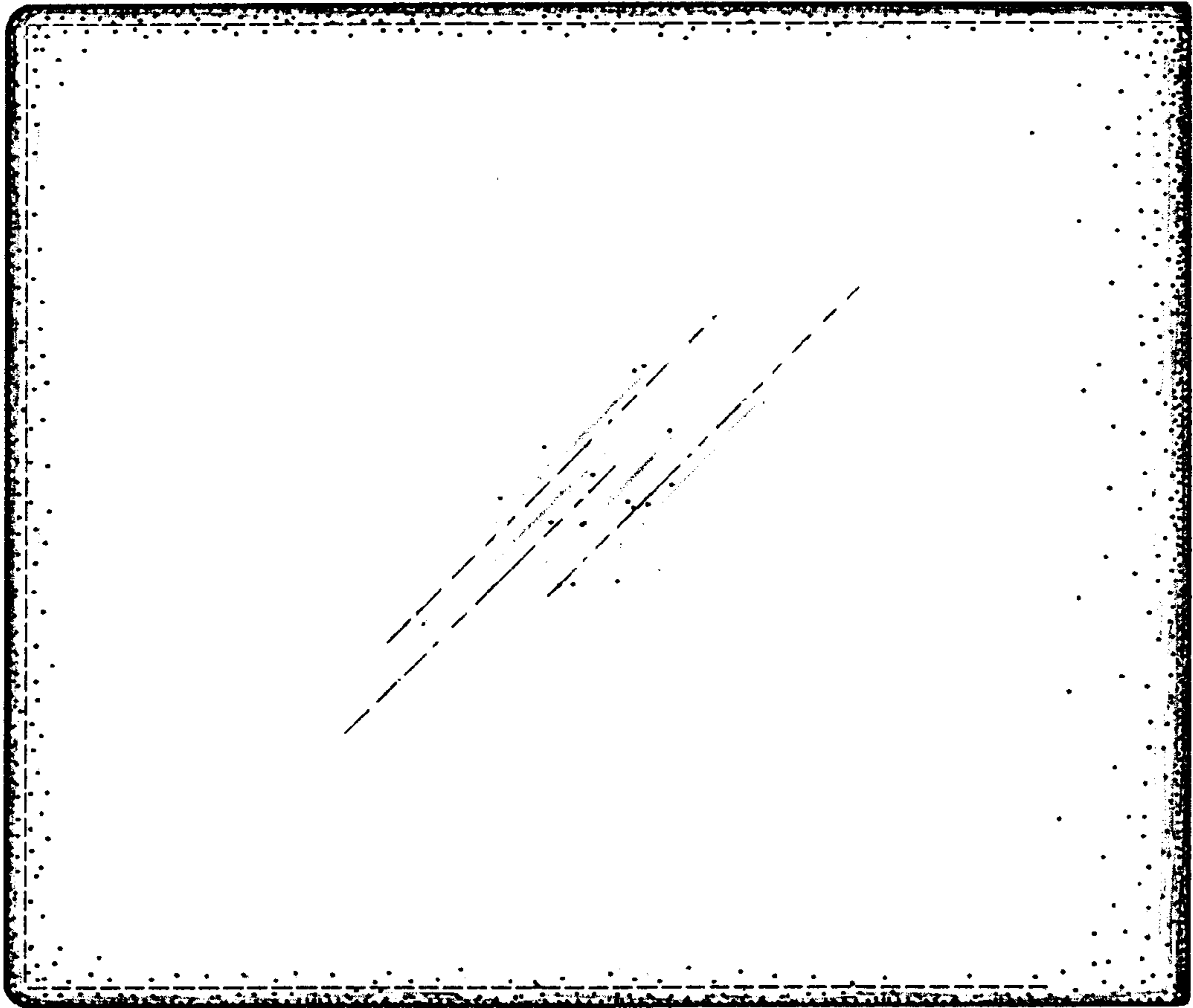




FIG.4




FIG.5




FIG.6




FIG.7

