



US00D435961S

(12) **United States Design Patent**
Weinstock

(10) **Patent No.:** **US D435,961 S**

(45) **Date of Patent:** **** Jan. 9, 2001**

(54) **WATERPROOF FLOATABLE CONTAINER**

1,205,546 * 11/1916 Kendall 132/293
4,804,101 * 2/1989 Heath 206/37 X
6,047,710 * 4/2000 Irving et al. 132/293

(76) Inventor: **Jay Weinstock**, 326 Prospect Ave., Apt.
10J, Hackensack, NJ (US) 07601

* cited by examiner

(**) Term: **14 Years**

Primary Examiner—Louis S. Zarfes

Assistant Examiner—Catherine R. Oliver

(21) Appl. No.: **29/120,831**

(74) *Attorney, Agent, or Firm*—Gottlieb, Rackman &
Reisman, P.C.

(22) Filed: **Mar. 27, 2000**

(51) **LOC (7) Cl.** **03-01**

(57) **CLAIM**

(52) **U.S. Cl.** **D3/215**

The ornamental design for a waterproof floatable container,
as shown and described.

(58) **Field of Search** D3/215, 201, 203,
D3/205, 200; D11/79, 40, 43; D9/300,
305; D28/4, 73, 76, 77, 78, 82; 132/293,
294; 401/126; 220/300; 206/37, 38, 69

DESCRIPTION

(56) **References Cited**

FIG. 1 is a top, front and left side perspective view of the
waterproof floatable container showing my new design, with
the dotted lines being for illustrative purposes only and
forming no part of the claimed design;

U.S. PATENT DOCUMENTS

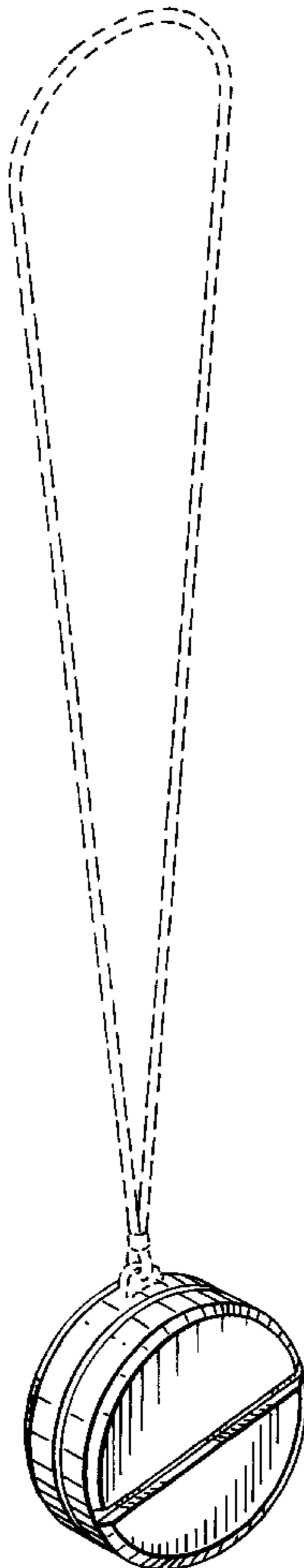
H1855 * 8/2000 Litton et al. D28/82
D. 383,698 * 9/1997 Fletcher D11/40
D. 383,702 * 9/1997 MacDonald D11/79
D. 403,470 * 12/1998 Litton et al. D28/82
D. 424,749 * 5/2000 Zalzal D28/76
936,327 * 10/1909 Kerrick 220/300

FIG. 2 is a top plan view thereof;

FIG. 3 is a right side view thereof (the left side being a
mirror image); and,

FIG. 4 is a rear view thereof.

1 Claim, 1 Drawing Sheet



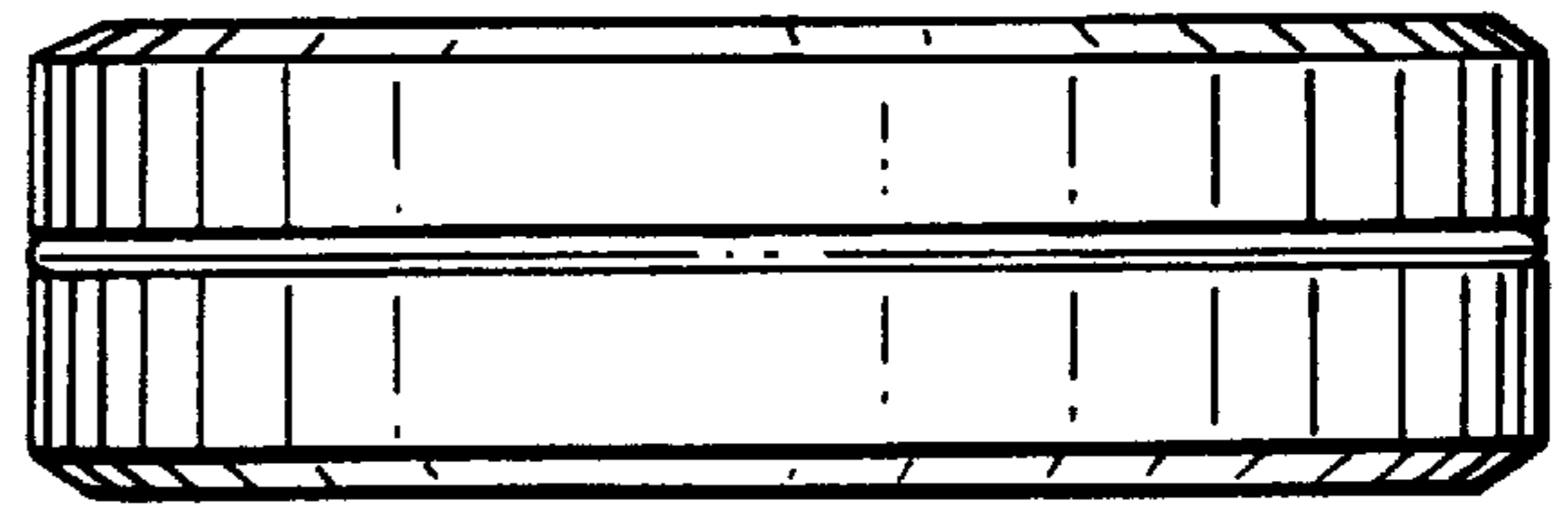
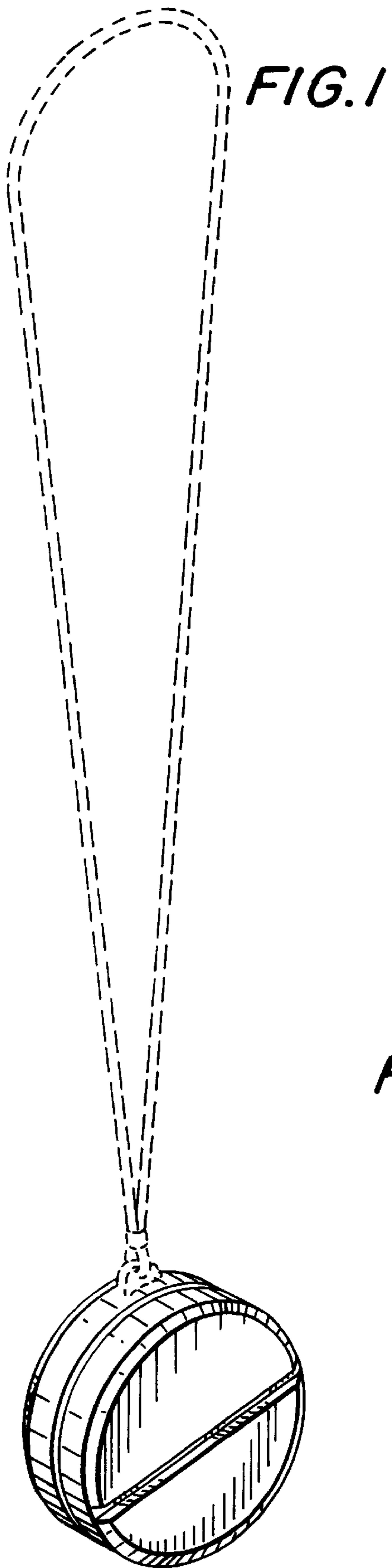


FIG. 2

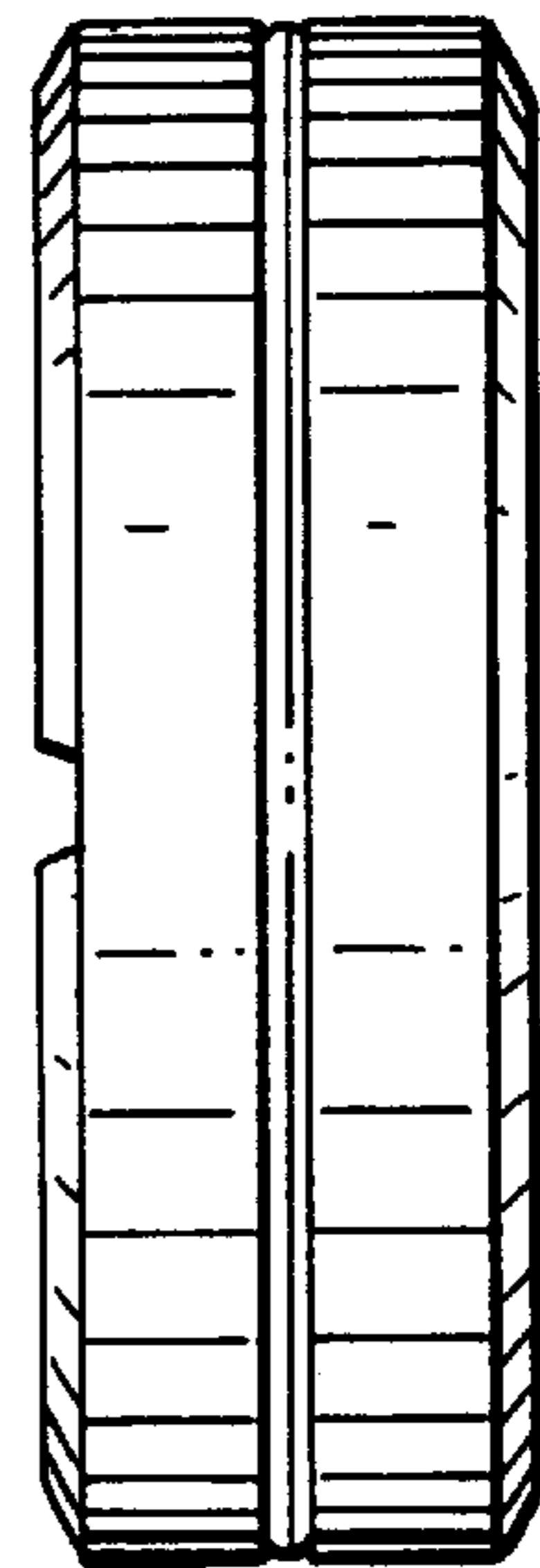


FIG. 3

